



[www.glmmarine.com](http://www.glmmarine.com)



Quality Replacement Parts for

**Mercury®/Mariner®/Force®**





GLM is committed to producing the highest quality and cost efficient aftermarket marine products in the industry. At GLM, we use only the highest quality materials and most advanced technology for our product line, enabling us to produce the most reliable and compatible products for the marine aftermarket parts industry.

GLM offers an exciting line of exceptional products, which are brand new from factory and compatible and interchangeable with OEM application. Our in-house design and engineering teams enable us to make improvements on original OEM materials and designs. At GLM, we strive to include all new advancements, improvements, and superior materials with the ever-changing world of technology.

Consider the many additions to the GLM line over the past several years. No other aftermarket manufacturer can compare with our variety of gears, shafts, carriers, drives, and cases, that GLM has developed and re-designed. When you invest in a GLM product, you can be assured that you are receiving the highest quality aftermarket marine products available. GLM is the only source for innovation and exclusive aftermarket products.

At GLM, we deliver the highest quality and most complete line of aftermarket marine parts worldwide.



GLM Products, Inc.  
705 Los Angeles Avenue  
Monrovia, CA 91016 USA  
(626) 357-0077 TEL  
(626) 357-0600 FAX  
info@glmmarine.com



Quality replacement parts catalogs for:

-  **Yamaha** (Suzuki, Honda, Tohatsu, Nissan)
-  **MerCruiser**
-  **OMC | Volvo Penta**
-  **Johnson | Evinrude**
-  **Mercury | Mariner | Force**

For catalog availability, visit us on the web at: [www.glmmarine.com](http://www.glmmarine.com)



**Manifold Catalog**  
&  
**Anode Brochure**

Contents of this catalog are copyrighted.  
Reproduction of any or all of its contents is prohibited.

We have prepared this catalog to provide you with information that is helpful and accurate as possible. Although care has been taken to assure the accuracy of the data presented in this catalog, GLM Products, Inc. does not assume any liability for errors or omissions.

All illustrations used in this catalog are intended as representative views for reference only.

# TABLE OF CONTENTS

## MERCURY/ MARINER / FORCE GEARCASE

<p>Mercury / Mariner / Force Gearcase Exploded Views <span style="float: right;">Section 1</span></p> <p>Gearcase Components - 3.9, 4, 4.5, 6, 7.5, 9.8 HP ..... 6-7</p> <p>Gearcase Components - 6, 8, 9.9, 10, 15 HP ..... 8-9</p> <p>Gearcase Components - 18XD, 20, 25 HP ..... 10-11</p> <p>25 HP (4S), 30 HP (2-Cyl.), 40 HP, 50 HP (2 &amp; 3-Cyl.)(2 &amp; 4-Stroke) 12-13</p> <p>Gearcase Components - 35-70 HP (2, 3 &amp; 4-Cyl.) ..... 14-15</p> <p>Gearcase Components - 50, 55, 60 HP (3-Cyl.)(2-Stroke) ..... 16-17</p> <p>Gearcase Components - 40, 50, 60 HP EFI (4-Cyl.)(4-Stroke) ..... 16-27</p> <p>Gearcase Components - 30-125 HP (3 &amp; 4-Cyl.)(2 &amp; 4-Stroke) ..... 18-19</p> <p>Gearcase Components - L4, L6 &amp; V6 (65-225 HP) ..... 20-21</p> <p>Gearcase Components - 3.0L (200 DFI, 225 CARB, 225 &amp; 250 EFI) ..... 22-23</p> <p>Gearcase Components - 4-Stroke Verado ..... 24-25</p>	<p>Mercury / Mariner / Force Prop Shaft &amp; Drive Shaft Components <span style="float: right;">Section 5</span></p> <p>Prop Shaft Identification ..... 60</p> <p>Prop Shaft Components - 25, 30, 40, 50 HP (2 &amp; 3-Cyl.) ..... 61</p> <p>Prop Shaft Components - 35-70 HP (2, 3 &amp; 4-Cyl.) ..... 61</p> <p>Prop Shaft Components - 50, 55, 60 HP (3-Cyl.) ..... 62</p> <p>Prop Shaft Components - 55, 60-120 HP (3 &amp; 4-Cyl.) ..... 62</p> <p>Prop Shaft Components - L4, L6 &amp; V6 (65-225 HP) ..... 63</p> <p>Prop Shaft Components - V6 3.0L (200 DFI, 225 Carb., 225 &amp; 250 EFI) ... 63</p> <p>Upper Drive Shaft Identification (20" Transom) ..... 64</p> <p>Drive Shaft Components - Pre-Load Pin Type Drive Shaft ..... 65</p> <p>Drive Shaft Components - Retaining Nut Type Drive Shaft ..... 65</p> <p>Drive Shaft Components - Non-Retaining Nut Type Drive Shaft 65</p> <p>Drive Shaft Components - Alpha Gearcase L4, L6, V6 (65-225 HP) .... 66</p> <p>Drive Shaft Components - Late Alpha Gearcase V6 3.0L ..... 66</p>
<p>Mercury / Mariner / Force Gearcase Seal &amp; Bearing Kits <span style="float: right;">Section 2</span></p> <p>Gearcase Seal Kits - Mercury &amp; Mariner ..... 28</p> <p>Seal &amp; Bearing Kits - Without Forward Bearing ..... 29</p> <p>Gearcase Seal &amp; Bearing Kits Applications ..... 30-32</p> <p>Gearcase Seal Kits - Force ..... 33</p> <p>Gearcase Seal Kits - Force Applications ..... 33</p>	<p>Mercury / Mariner / Force Water Pumps <span style="float: right;">Section 6</span></p> <p>Water Pump Impeller Identification ..... 68-69</p> <p>Water Pump Kits - 8, 9.9, 15, 40, 50, 60 EFI HP, 3-Cyl. <b>4-Stroke</b> ..... 70</p> <p>Water Pump Kits - 40-275 HP, 3-Cyl., L4 &amp; L6 Verado... <b>4-Stroke</b> ..... 71</p> <p>Water Pump Kits - 15 HP &amp; Below..... <b>2-Stroke</b> ..... 72</p> <p>Water Pump Kits - 15XD-60 HP w/ Metal Pump Housing <b>2-Stroke</b> ..... 73</p> <p>Water Pump Kits - 20-70 HP w/ Small Plastic Pump Housing <b>2-Stroke</b> ..... 74</p> <p>Water Pump Kits - 65-225 HP w/ Large Plastic Pump Housing <b>2-Stroke</b> ..... 75</p> <p>Water Pump Kits - 65-225 HP w/ Large Metal Pump Housing <b>2-Stroke</b> 76</p> <p>Water Pump Kits - 75-140 HP (Force &amp; Chrysler Only) ..... 77</p> <p>Water Pump Kits Applications (Force &amp; Chrysler Only) ..... 77</p> <p>Water Pump Kits Applications..... <b>4-Stroke</b> ..... 78</p> <p>Water Pump Kits Applications..... <b>2-Stroke</b> 79-80</p>
<p>Mercury / Mariner / Force Lower Gear Housing Gears <span style="float: right;">Section 3</span></p> <p>Lower Gear Housing Gears - Inline 4 (40, 45, 50 HP) ..... 36</p> <p>Lower Gear Housing Gears - 3-Cylinder 40, 50 HP ..... 37</p> <p>Lower Gear Housing Gears - 3-Cylinder 50, 55, 60 HP ..... 38</p> <p>Lower Gear Housing Gears - 3 &amp; 4-Cyl. w/ 3 Jaw Rev. Clutch .... 39</p> <p>Lower Gear Housing Gears - 3 &amp; 4-Cyl. w/ 6 Jaw Rev. Clutch .... 40</p> <p>Lower Gear Housing Gears - Inline 4 w/ 3 Jaw Rev. Clutch ..... 41</p> <p>Lower Gear Housing Gears - Inline 4 w/ 6 Jaw Rev. Clutch ..... 42</p> <p>Lower Gear Housing Gears - Inline 6 (90-150 HP) ..... 43</p> <p>Lower Gear Housing Gears - V6 135, 150 HP ..... 44</p> <p>Lower Gear Housing Gears - V6 160, 175, 200 HP w/o Drive Shaft Nut .... 45</p> <p>Lower Gear Housing Gears - V6 150 (XR6, MAG III) 150 EFI, 150 DFI, 175 HP .... 46</p> <p>Lower Gear Housing Gears - V6 150 (XR4, MAG III) 175, 200, 200 EFI, 220 HP .... 47</p> <p>Lower Gear Housing Gears - V6 200, 225 (3.0L DFI), 225, 250 (3.0L EFI) HP .... 48</p> <p>Lower Gear Housing Gears - V6 225, 250 (3.0L Carb) ..... 49</p> <p>Lower Gear Housing Gears Applications ..... 50-51</p>	<p>Mercury / Mariner / Force Prop Hardware, Prop Wrenches, Tools &amp; Anodes <span style="float: right;">Section 7</span></p> <p>Prop Hardware - 6-15 HP (1 &amp; 2-Cyl.) ..... 86</p> <p>Prop Hardware - 8-25 HP (2-Cyl.) ..... 86</p> <p>Prop Hardware - 30-75 HP (2, 3 &amp; L4-Cy.) ..... 87</p> <p>Prop Hardware - 60-120 HP (Inline 4-Cyl.) ..... 87</p> <p>Prop Hardware - 70-275 HP (L4 &amp; V6) ..... 87</p> <p>Prop Kits &amp; Hardware Applications ..... 88</p> <p>Prop Wrenches ..... 88</p> <p>Service Tools ..... 89-90</p> <p>Aluminum Anodes &amp; Anode Kits ..... 91</p> <p>Aluminum Anodes &amp; Anode Kits Applications ..... 92-94</p>
<p>Mercury / Mariner / Force Gearcase Shift Components <span style="float: right;">Section 4</span></p> <p>Shift Components - 25-50 HP (2 &amp; 3-Cyl.) ..... 54</p> <p>Shift Components - 35-70 HP (2, 3 &amp; 4-Cyl.) ..... 54</p> <p>Shift Components - 50, 55, 60 HP (3-Cyl.) ..... 55</p> <p>Shift Components - 50, 60-125 HP (3 &amp; 4-Cyl.) ..... 55</p> <p>Shift Components - L4, L6 &amp; V6 ..... 56</p> <p>Shift Components - V6 (3.0L) ..... 56</p> <p>Shift Components Applications ..... 57-58</p>	





# TABLE OF CONTENTS

## MERCURY / MARINER / FORCE POWERHEAD COMPONENTS

Mercury / Mariner / Force <b>Pistons</b>	<b>Section 8</b>	Mercury / Mariner / Force <b>Carburetor Kits and Fuel Pumps</b>	<b>Section 12</b>
GLM Exclusive Marine Pistons .....	96	GLM's Plastic Inline Fuel Filters .....	146
Piston Ring Coatings Comparison .....	96	Low Pick-up Water / Fuel Separator Mounting Bracket .....	147
Piston Designs (Crossflow, Loopcharged & Four-Stroke) .....	97	How to Choose the Correct Water / Fuel Separator .....	148
Inline 3-Cylinder DFI Pistons .....	98	Stainless Steel Brackets / Die Cast Aluminum Brackets .....	148
Inline 4-Cylinder Crossflow Pistons .....	99	Water Separating Fuel Filter Kits .....	149
2 & 3-Cylinder Loopcharged Pistons .....	100	Carburetor Diaphragm and Gasket Kits .....	150-151
Inline 2, 3, 4 & 6-Cylinder Crossflow Pistons .....	101	Inlet Needles and Seat Assemblies .....	151
3-Cylinder Loopcharged Pistons .....	102	Gaskets for Fuel System .....	152
Inline 3 & 4-Cylinder Loopcharged Pistons .....	103-105	Check Valve Kits .....	153
60° V6 Loopcharged Pistons .....	106-109	Fuel Pump Diaphragm Kits .....	154
Inline 2, 3, 4 & 6-Cylinder Piston Kits & Rings Applications .....	110-111	Fuel System Components and Kits Applications .....	155-159
60° V6 Piston Kits and Rings Applications .....	112		
Mercury / Mariner / Force <b>Powerhead Bearings &amp; Seals</b>	<b>Section 9</b>	Mercury / Mariner / Force <b>Powerhead Gaskets</b>	<b>Section 13</b>
GLM's Needle & Caged Bearings .....	114-115	Head Gaskets - 1, 2, 3 & L4-Cylinder .....	162
Needle Bearing Identification .....	116	Head Gaskets - Early Mariner 2-Cylinder .....	162
Powerhead Bearings - Connecting Rod Bearings (Big End) .....	116	Head Gaskets - 60° V6 - Mercury & Mariner .....	163
Powerhead Bearings - Center Bearings .....	117	Head Gaskets - Force .....	163
Bearing Applications .....	118-122	Powerhead Gasket Kits - Mercury & Mariner .....	164-166
Crankshaft Bearings, Oil Seals & O-rings .....	123	Powerhead Gasket Kits - Force .....	167
Crankshaft Bearings, Oil Seals & O-rings Applications ...	124-127	Cylinder Head Seals .....	167
		Cylinder Head O-rings .....	167
		Head Gasket and Gasket Kit Applications .....	168-170
		Powerhead Mounting Gaskets - 2, 3, L4 & L6-Cylinder .....	171
		Powerhead Mounting Gaskets - V6 .....	172
		Crankcase Gaskets .....	172
		Cylinder Block Cover Gaskets .....	172-173
		Reed Block Gaskets .....	173
		Transfer Port Cover Gaskets .....	174
		Baffle Plate - Exhaust Manifold Gaskets .....	174-175
		V6 Divider Plate Gaskets .....	175
		Water Jacket Cover Gaskets .....	176
		Sound Attenuator Gaskets .....	176
		Miscellaneous Gaskets .....	176
Mercury / Mariner / Force <b>Thermostats</b>	<b>Section 10</b>		
Thermostats & Thermostat Kits .....	130-131		
Poppet Valve Kits .....	131		
Thermostat & Poppet Valve Kit Applications .....	132		
Thermostat Housing Components .....	133-134		
Mercury / Mariner / Force <b>Ignition and Electrical</b>	<b>Section 11</b>		
Point Sets .....	136		
Condensers .....	136		
Tune-Up Kits .....	136		
Coils .....	136		
Ignition System Applications .....	137		
Solenoids .....	138		
Rectifier .....	138		
Power Trim Relay .....	138		
Electrical System Applications .....	139-143		
		<b>INDEX &amp; CROSS REFERENCE</b>	
		GLM Index .....	x
		Sierra to GLM .....	x
		Mercury / Mariner / Force to GLM .....	x
		<b>WARRANTY</b>	
		Notes .....	x
		Limited Warranty of GLM Products, Inc. ....	x
		Warranty Service Procedure .....	x
		GLM Products, Inc. Warranty Claim Application .....	x

# Section 1

---

## Mercury / Mariner / Force Gearcase Exploded Views

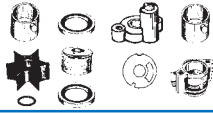
<i>Gearcase Components - 3.9, 4, 4.5, 6, 7.5, 9.8 HP .....</i>	<i>6-7</i>
<i>Gearcase Components - 6, 8, 9.9, 10, 15 HP .....</i>	<i>8-9</i>
<i>Gearcase Components - 18XD, 20, 25 HP .....</i>	<i>10-11</i>
<i>25 HP (4S), 30 HP (2-Cyl.), 40 HP, 50 HP (2 &amp; 3-Cyl.) (2 &amp; 4-Stroke) .</i>	<i>12-13</i>
<i>Gearcase Components - 35-70 HP (2, 3 &amp; 4-Cyl.) .....</i>	<i>14-15</i>
<i>Gearcase Components - 50, 55, 60 HP (3-Cyl.)(2-Stroke) .....</i>	<i>16-17</i>
<i>Gearcase Components - 40, 50, 60 HP EFI (4-Cyl.)(4-Stroke) ....</i>	<i>16-17</i>
<i>Gearcase Components - 30-125 HP (3 &amp; 4-Cyl.)(2 &amp; 4-Stroke) ....</i>	<i>18-19</i>
<i>Gearcase Components - L4, L6, &amp; V6 (65-225 HP) .....</i>	<i>20-21</i>
<i>Gearcase Components - 3.0L (200 DFI, 225 CARB, 225 &amp; 250 EFI) .....</i>	<i>22-23</i>
<i>Gearcase Components - 4-Stroke Verado .....</i>	<i>24-25</i>

# Mercury / Mariner / Force

## GEARCASE COMPONENTS - 3.9, 4, 4.5, 6, 7.5, 9.8 HP

### Complete Water Pump Kit

No. 12122



### Water Pump Service Kit

No. 12270



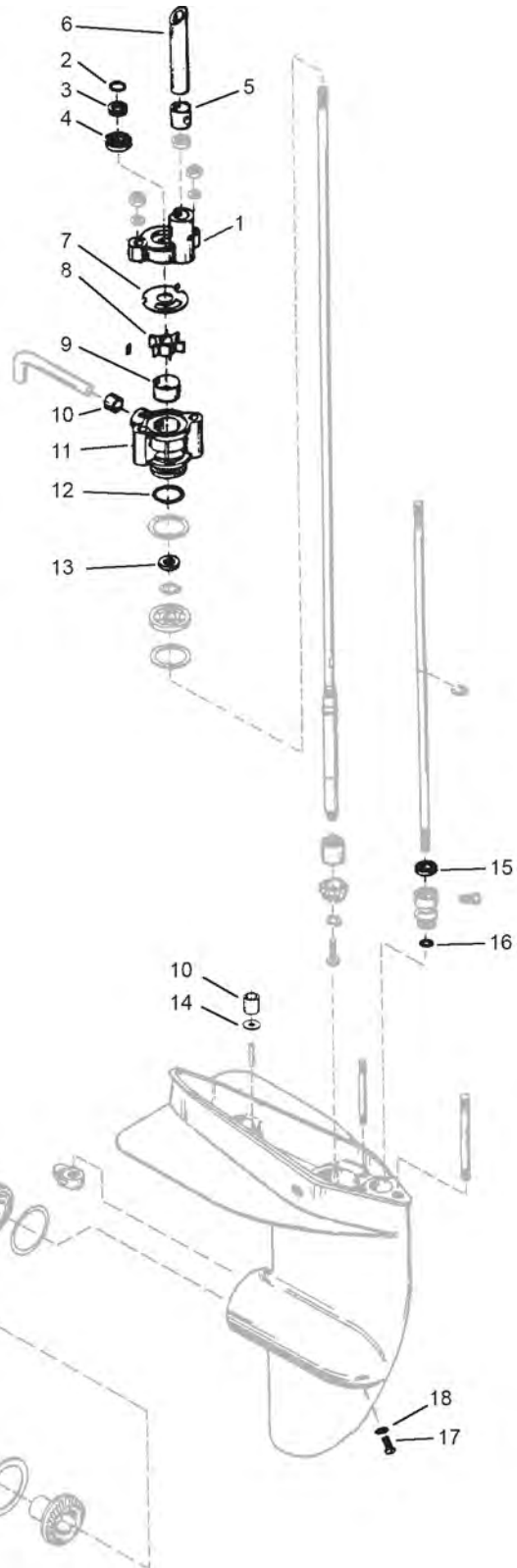
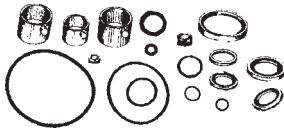
### Water Pump Service Kit

No. 12271



### Gearcase Seal Kit

No. 87574\*



\* Use Application Guide on Pg. 30



# Mercury / Mariner / Force

## GEARCASE COMPONENTS - 6, 8, 9.9, 10, 15 HP

Complete Water Pump Kit

No. 12051



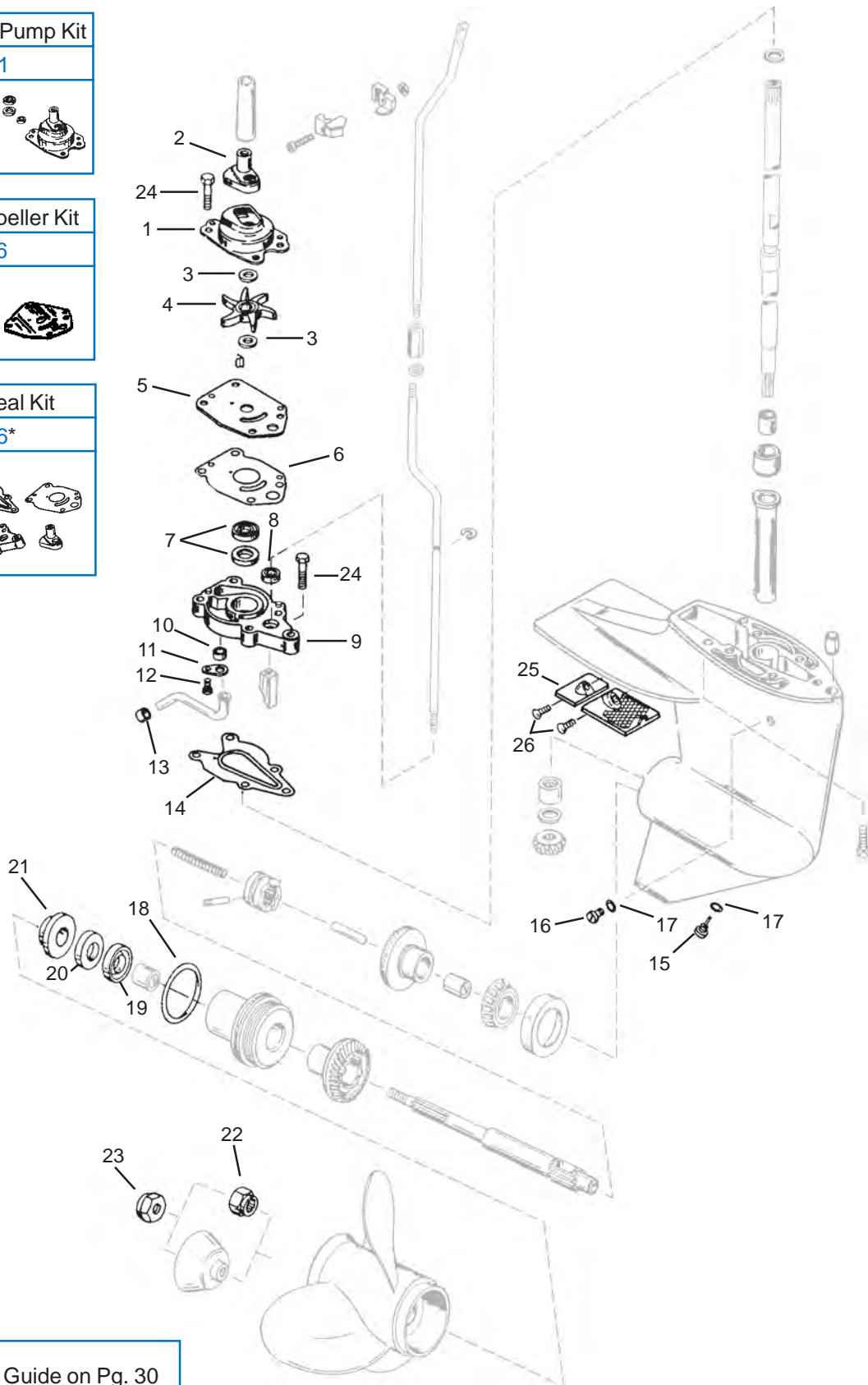
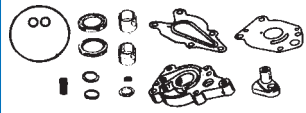
Water Pump Impeller Kit

No. 12306



Gearcase Seal Kit

No. 87576\*



\* Use Application Guide on Pg. 30





# Mercury / Mariner / Force

## GEARCASE COMPONENTS - 18XD, 20, 25 HP

### Complete Water Pump Kit

No. 12014




### Water Pump Impeller Kit

No. 12107



### Gearcase Seal Kit

No. 87808\*



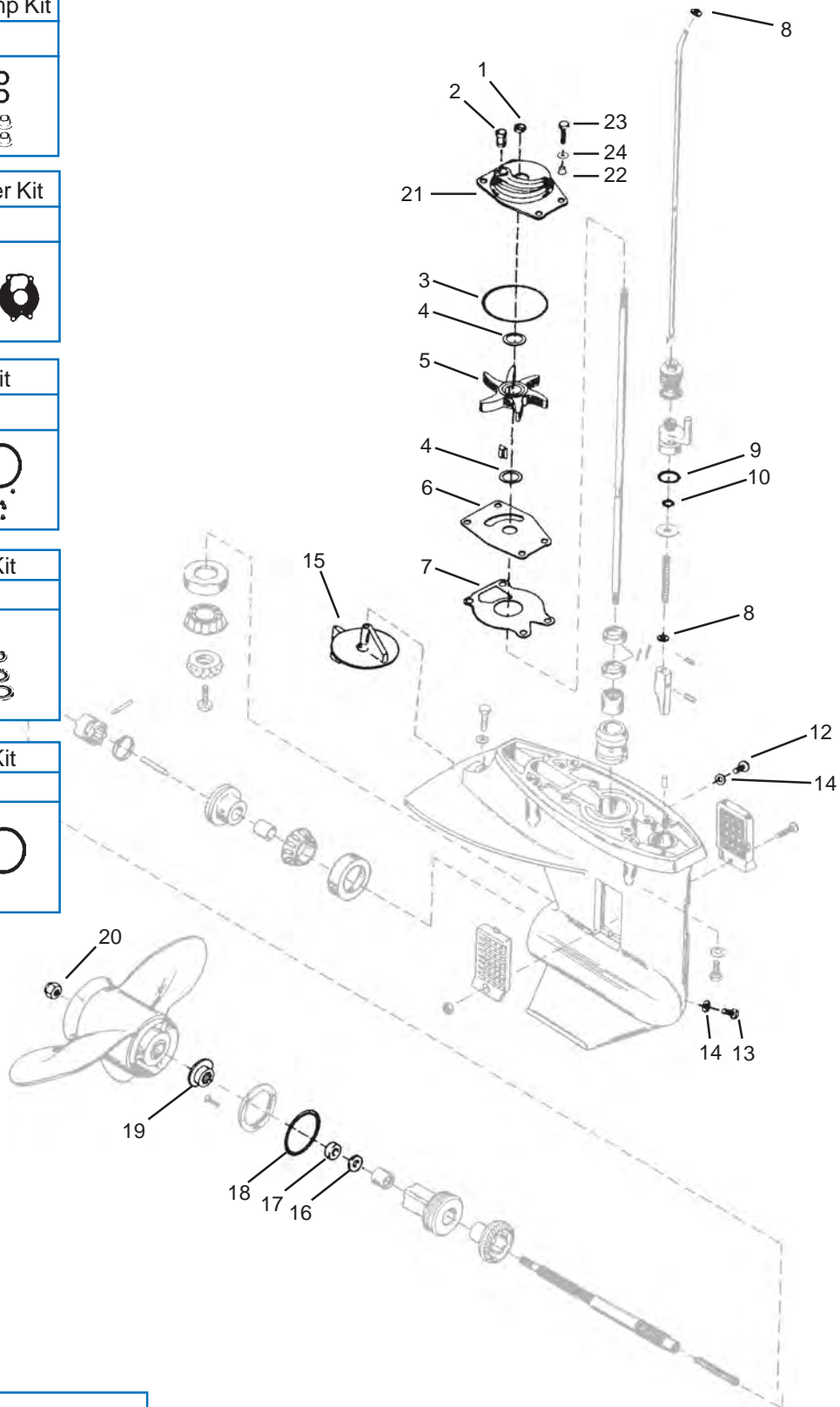

### Gearcase Seal Kit

No. 87573\*



### Gearcase Seal Kit

No. 87575\*



\* Use Application Guide on Pg. 30




# Mercury / Mariner / Force

GEARCASE COMPONENTS - 25 HP (4S), 30 HP (2-CYL.), 40 HP, 50 HP (2 & 3-CYL.)

2 & 4-Stroke

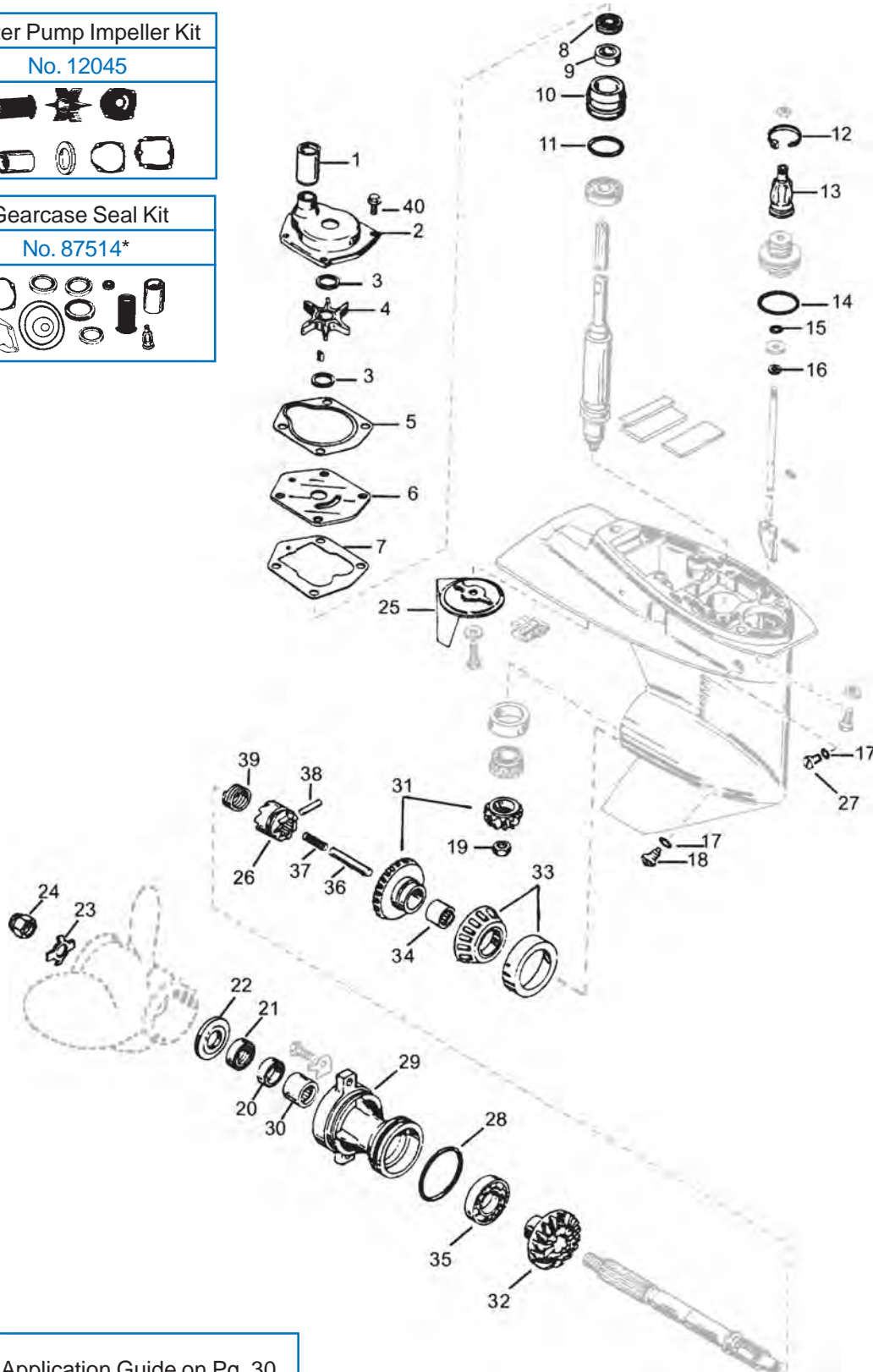

Water Pump Impeller Kit

No. 12045



Gearcase Seal Kit

No. 87514\*



\* Use Application Guide on Pg. 30





# Mercury / Mariner / Force

## GEARCASE COMPONENTS - 35-70 HP (2, 3 & 4-CYL.)

Complete Water Pump Kit

No. 12100



Complete Water Pump Kit

No. 12180



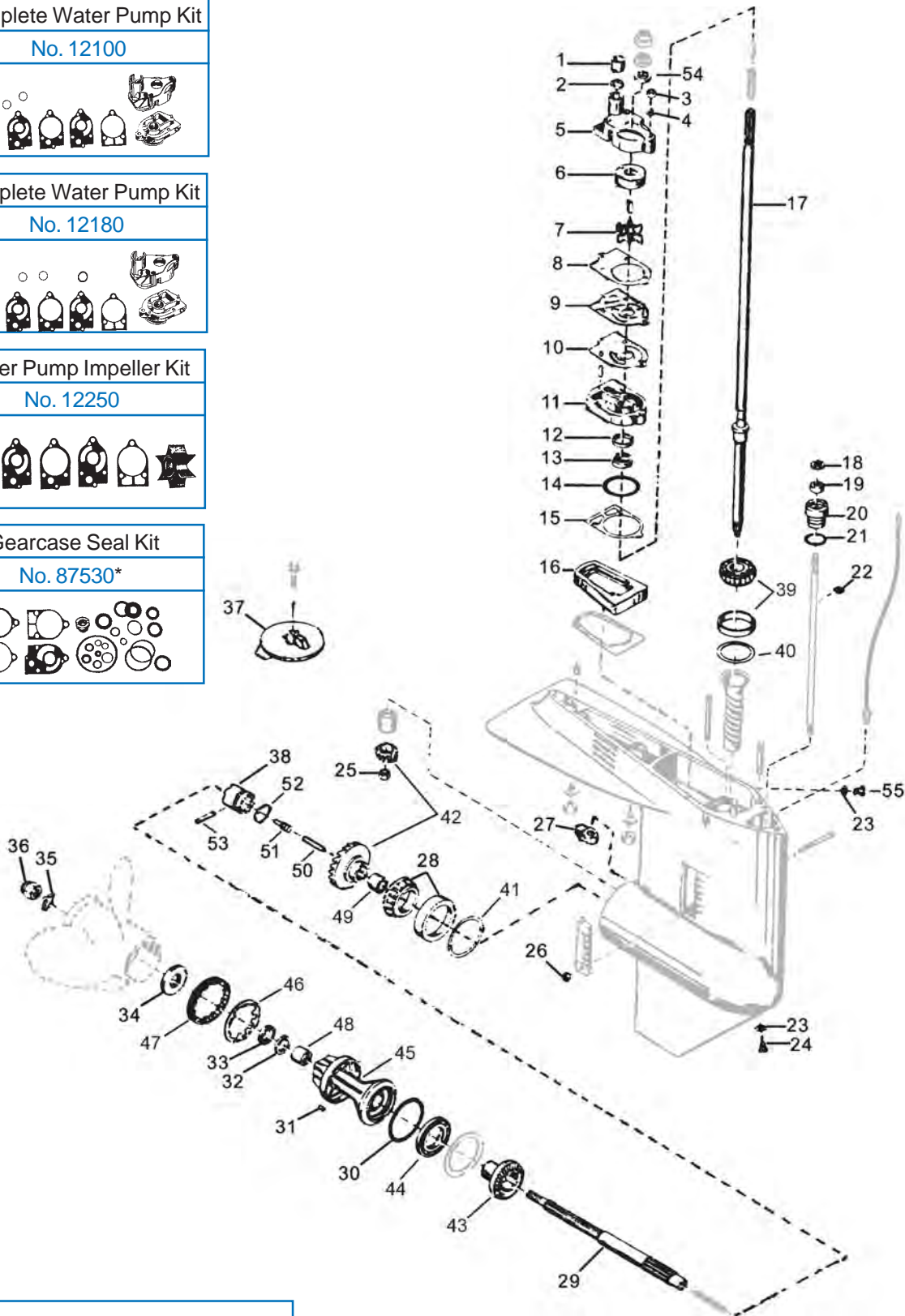
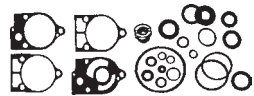
Water Pump Impeller Kit

No. 12250



Gearcase Seal Kit

No. 87530\*



\* Use Application Guide on Pg. 30

# Mercury / Mariner / Force

## GEARCASE COMPONENTS - 35-70 HP (2, 3 & 4-CYL.)

GLM No.	Ref No.	OEM No.	Description
85360	1	26-38452	Grommet
32710	2	12-38453	Gasket
21180	3	11-13438	Lock Nut
21490	4	12-29245	Washer
12420	5	46-77822A1	Water Pump Housing
12860	6	48753	Water Pump Cup
89830	7	47-89983T	Impeller
31070	8	27-19551	Gasket
12520	9	32768	Wear Plate
31060	10	27-19553	Gasket
12030	11	46-77177A1	Water Pump Base
85080	12	26-90562	Oil Seal
85580	13	26-79831	Oil Seal
82240	14	25-26722	O-ring
31190	15	27-19552	Gasket
85630	16	37721	Seal
11165	17	45-98180	Drive Shaft (Long)
30030	18	12-77674	Gasket
85581	19	26-816464-1	Oil Seal
21020	20	23-77631A2	Bushing Assembly
81180	21	25-25439	O-ring
21136	22	53-29641	Retaining Ring
31170	23	12-19183-3	Gasket
21731	24	22-67892A1	Draining Screw
11192	25	11-55910	Pinion Nut
21161	26	11-45812	Lock Nut
11184	27	76039-4	Shift Cam
21630	28	31-38356A1	Bearing
11156	29	44-75365	Prop Shaft
83345	30	25-31986	O-ring
11080	31	28-30281	Key
85120	32	26-69188	Oil Seal
85520	33	26-69189	Oil Seal
21290	34	73345A1	Thrust Hub
21220	35	14-76281	Tab Washer
21240	36	11-69578A1	Prop Nut
12670	37	31640Q4	Anode
11065	38	52-92911T	Clutch Dog
21585	39	31-77420A1	Bearing
23225	40	15-92881A1	Shim Set
23226	41	15-38374A1	Shim Set
11452	42	43-803497T1	P/Forward Gear Set
11462	43	43-79158T	Reverse Gear
21628	44	30-20839T	Bearing
11382	45	69386A1	Bearing Carrier
11370	46	14-53012	Keyed Washer
21112	47	11-87763	Cover Nut
11428	48	31-21700	Bearing
11427	49	31-21739	Bearing
11187	50	38441	Cam Follower
21091	51	20843	Slide
11047	52	24-38114	Spring
21107	53	17-38113	Cross Pin
21320	54	25-20273	Slinger
22420	55	10-79953Q2	Screw Set

# Mercury / Mariner / Force

50, 55, 60 HP (3-CYL.) (2-STROKE), 40, 50, 60 HP EFI (4-CYL.) (4-STROKE)

3.44 in. (87.38mm) Torpedo Diameter

Complete Water Pump Kit

No. 12095



Water Pump Impeller Kit

No. 12044



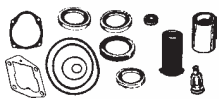
Gearcase Seal Kit

No. 87809\*



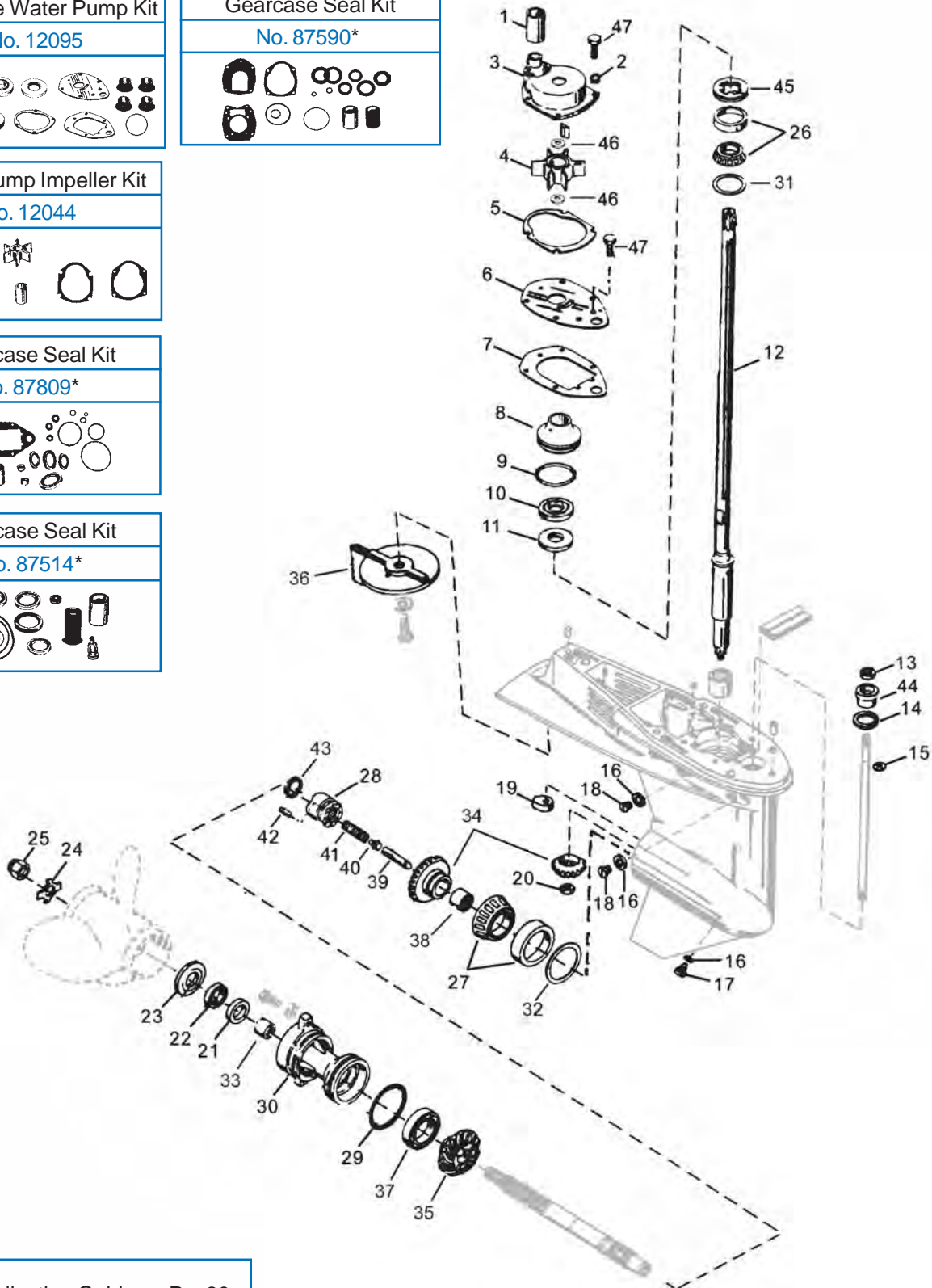
Gearcase Seal Kit

No. 87514\*



Gearcase Seal Kit

No. 87590\*



\* Use Application Guide on Pg. 30





# Mercury / Mariner / Force

## GEARCASE COMPONENTS - 30-125 HP (3 & 4-CYL.)

2 & 4-Stroke with 4.25" (107.95mm) Torpedo Diameter Big Foot


Complete Water Pump Kit

No. 12094



Complete Water Pump Kit

No. 12098



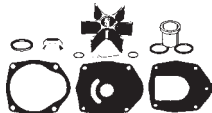
Complete Water Pump Kit

No. 12096



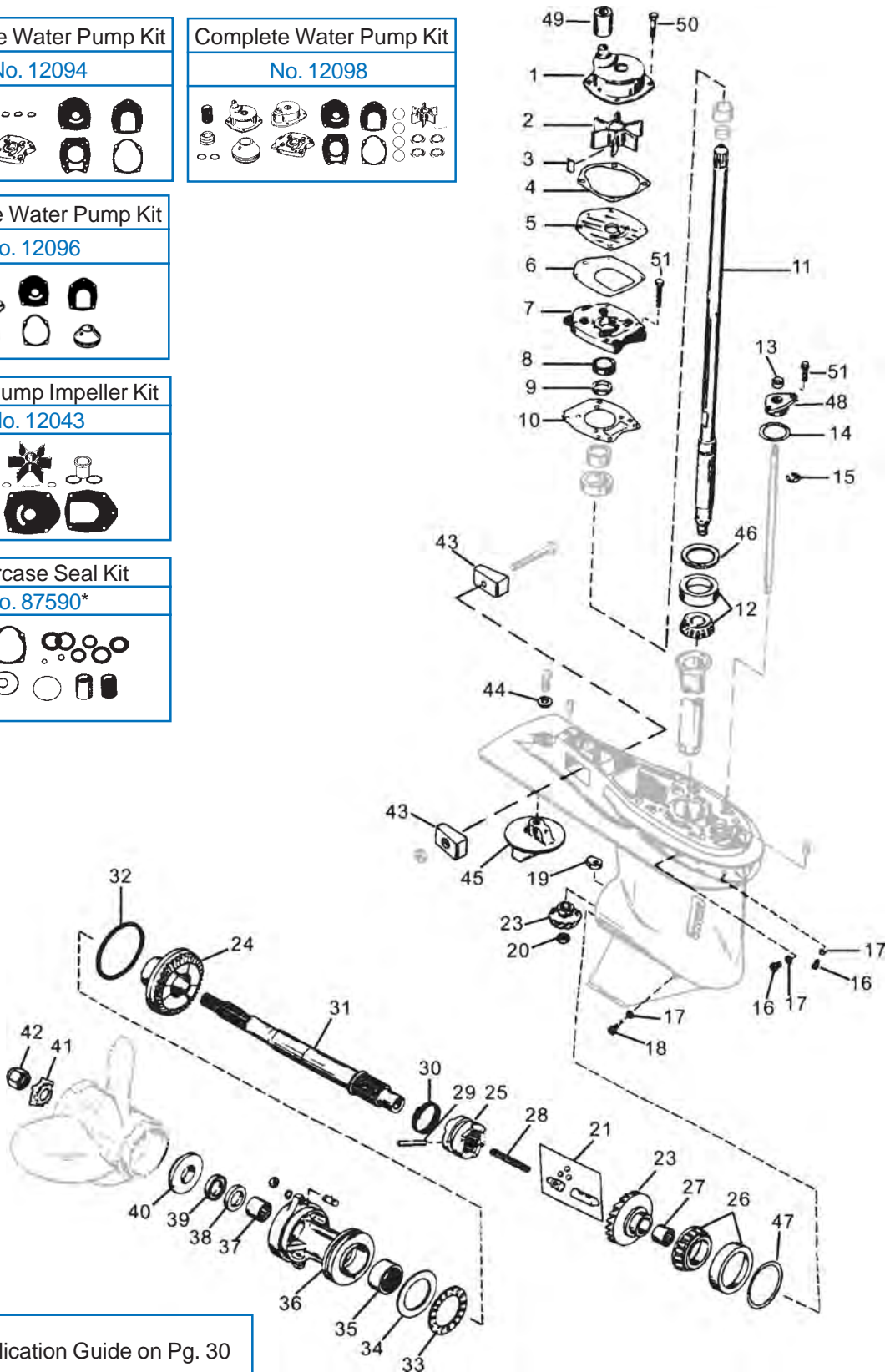
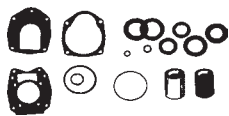
Water Pump Impeller Kit

No. 12043



Gearcase Seal Kit

No. 87590\*



\* Use Application Guide on Pg. 30

# Mercury / Mariner / Force

## GEARCASE COMPONENTS - 30-125 HP (3 & 4-CYL.)

GLM No.	Ref No.	OEM No.	Description
12416	1	817275A2	Water Pump Assembly
89630	2	47-43026T2	Impeller
11071	3	28-43037	Key
31240	4	27-817277-1	Gasket
12500	5	817276-1	Wear Plate
30090	6	27-43033-1	Gasket
12342	7	43055A4	Pump Base Assembly
85170	8	26-43036	Oil Seal
85160	9	26-43035	Oil Seal
30320	10	27-43047-2	Gasket
11160	11	45-43031A1	Drive Shaft (Long)
11164	11	45-826736A1	Drive Shaft (Long)
22960	12	31-42677A1	Bearing
85581	13	26-816464-1	Oil Seal
81275	14	25-45710	O-ring
21136	15	53-29641	Retaining Ring
22420	16	10-79953Q2	Screw Kit
31170	17	12-19183-3	Gasket
21731	18	22-67892A1	Draining Screw
11184	19	76039-4	Shift Cam (3 Jaw)
11185	19	850307	Shift Cam (6 Jaw)
11190	20	11-35921	Pinion Nut
11182	21	850315A1	Cam Follower Kit
22492	22	30-44530	Ball
11560	23	43-803500T1	P/Forward Gear Set (2.31:1 Ratio 3 Jaw)
11565	23	43-803501T1	P/Forward Gear Set (2.31:1 Ratio 6 Jaw)
11570	24	43-12635T	Reverse Gear (3 Jaw)
11575	24	43-850034T	Reverse Gear (6 Jaw)
11061	25	52-822539T	Clutch Dog (3 Jaw)
11063	25	52-850048T	Clutch Dog (6 Jaw)
21820	26	31-30894A1	Bearing
11420	27	31-30895	Bearing
11034	28	24-30622	Spring (3 Jaw)
11036	28	24-850327	Spring (6 Jaw)
21131	29	17-30632	Cross Pin
11050	30	24-30893	Spring
11153	31	44-12238T	Prop Shaft (3 Jaw)
11155	31	44-850308	Prop Shaft (6 Jaw)
82390	32	25-97386	O-ring
22750	33	31-12576	Thrust Bearing
21653	34	12-12577	Thrust Washer
22760	35	31-12578T	Bearing
11412	36	12596T2	Bearing Carrier
11410	37	31-30956	Bearing
85130	38	26-76868	Oil Seal
85530	39	26-70081	Oil Seal
21350	40	13191A1	Thrust Hub
21200	41	14-816629Q	Tab Washer
21230	42	11-827614	Prop Nut
12675	43	826134Q	Anode
28420	44	12-45176	Washer
12670	45	31640Q4	Trim Tab
23222	46	15-44492A1	Shim Set
23221	47	15-44491A1	Shim Set
21024	48	23-43052A4	Bushing Assembly
85180	49	43023	Water Tube Seal (White)
85190	49	43023-2	Water Tube Seal (Black)
23234	50	10-826844-30	Screw
23235	51	10-826844-25	Screw

# Mercury / Mariner / Force

## GEARCASE COMPONENTS - L4, L6 & V6 (65-225 HP)

Complete Water Pump Kit

No. 12280



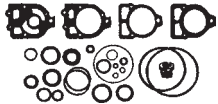
Water Pump Impeller Kit

No. 12290



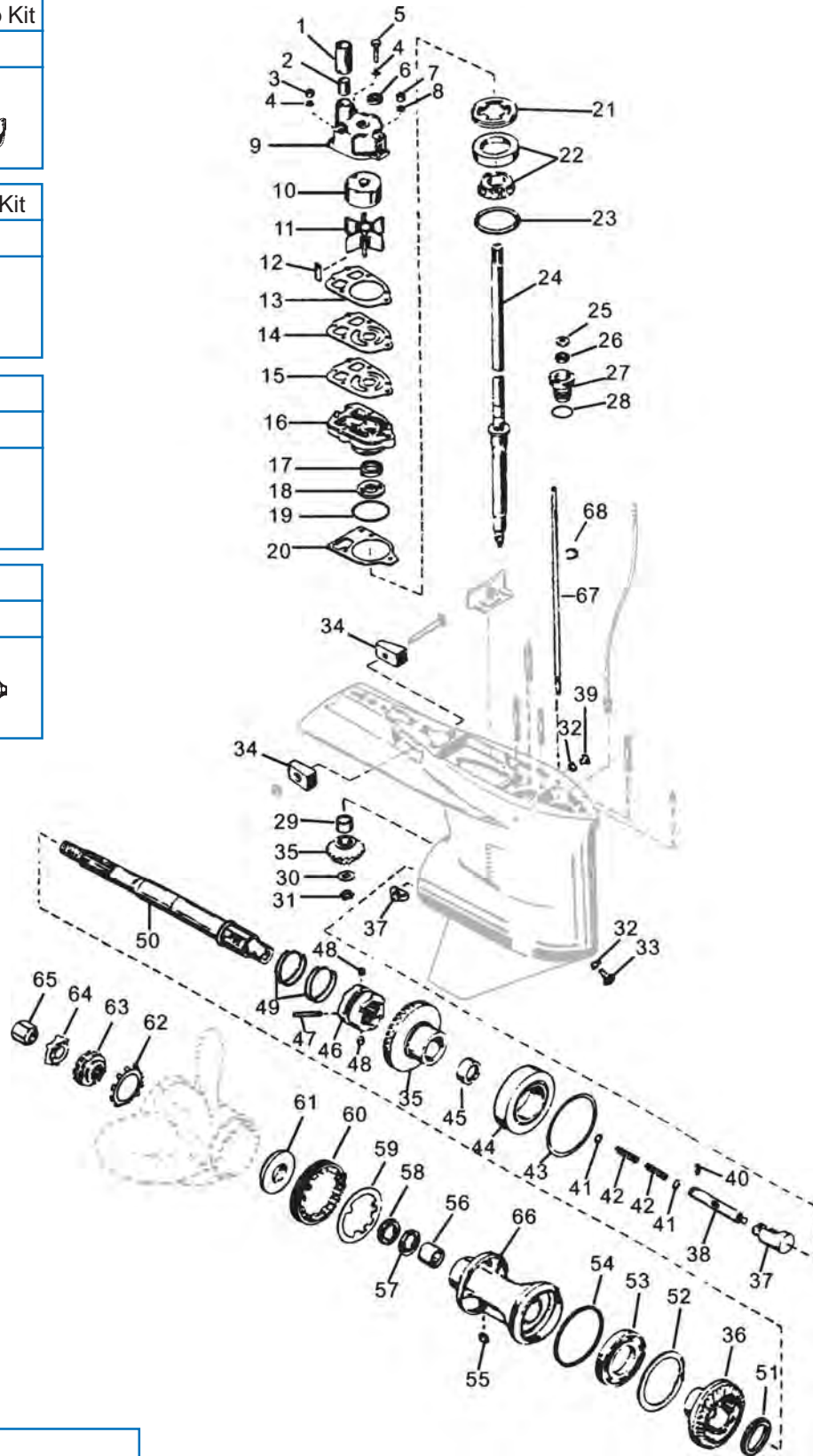
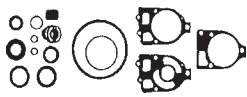
Gearcase Seal Kit

No. 87520\*



Gearcase Seal Kit

No. 87540\*



\* Use Application Guide on Pg. 30



# Mercury / Mariner / Force

## GEARCASE COMPONENTS - L4, L6 & V6 (65-225 HP)

GLM No.	Ref No.	OEM No.	Description	GLM No.	Ref No.	OEM No.	Description
12820	1	23-29804	Tube Guide	22420	39	10-79953Q2	Screw Set
12830	2	26-38970	Seal	21101	40	17-78906	Pin
21180	3	11-13438	Nut	21665	41	12-78910	Washer
21490	4	12-29245	Washer	11033	42	24-79910	Spring
12833	5	10-96411	Screw	23220	43	15-47397A1	Shim Set
21330	6	25-30271	Slinger	21820	44	31-30894A1	Bearing
21190	7	11-13436	Nut	21830	44	31-78172A1	Bearing
21720	8	12-36001	Washer	11430	45	31-54928-1	Bearing
12410	9	46-96148T1	Pump Housing	11420	45	31-30895T	Bearing
12810	10	48752T	Pump Cup	11060	46	52-853594T	Clutch Dog
89840	11	47-89984T4	Impeller	11061	46	52-822539T	Clutch Dog
11070	12	28-56654	Key	11062	46	52-823174T	Clutch Dog
31020	13	27-858524	Gasket	11064	46	52-859340T	Clutch Dog
12510	14	32435	Wear Plate	21131	47	17-30632	Cross Pin
31010	15	27-85608-1	Gasket	21102	47	17-78905	Cross Pin
12360	16	46-42579A3	Pump Base	21103	48	17-78909	Detent Pin
85040	17	26-16977	Oil Seal	21104	48	17-828356	Detent Pin
85070	18	26-89238	Oil Seal	11050	49	24-30893	Spring
81390	19	25-90011	O-ring	11059	49	24-78962	Spring
31050	20	27-42631-1	Gasket	11151	50	44-94148	Prop Shaft
23200	21	824519-1	Retainer	11152	50	44-93003	Prop Shaft
21580	22	31-36387A1	Bearing	11012	51	23-824108	Thrust Spacer
23210	23	15-42637A1	Shim Set	23140	52	68100-1	Thrust Ring
11161	24	45-44000-1	Drive Shaft	21620	53	30-88957T	Bearing
11162	24	45-42646	Drive Shaft	83445	54	25-896524	O-ring
11163	24	45-98682A1	Drive Shaft (with Pre-load Pin)	11080	55	28-30281	Key
30030	25	12-77674	Gasket	11410	56	31-30956	Bearing
85581	26	26-816464-1	Oil Seal	85130	57	26-76868	Oil Seal
21020	27	23-77631A2	Bushing	85700	58	26-12224	Oil Seal
81180	28	25-25439	O-ring	11380	59	14-79447	Keyed Washer
21610	29	31-42647A1	Bearing	21120	60	79448	Cover Nut
22780	29	31-32898T	Bearing	21301	61	12-835467-1	Thrust Hub
32800	30	12-92721	Washer	21760	62	13-42351-1	Lockwasher
11190	31	11-35921	Nut	21360	63	12-31211A3	Receiver
31170	32	12-19183-3	Gasket	21200	64	14-816629Q	Tab Washer
21731	33	22-67892A1	Draining Screw	21230	65	11-827614	Lock Nut
12675	34	826134Q	Anode	11396	66	43567T1	Bearing Carrier
11340	35	43-68548T3	Pinion Gear (Straight)	21150	67	76062A1	Shift Shaft (Long)
11350	35	43-68447T1	Forward Gear (Straight)	21136	68	53-29641	Retaining Ring
11670	35	43-44102A7	P/Forward Gear (2.00:1)				
11780	35	43-803619T1	P/Forward Gear (2.00:1)				
11450	35	43-44104A8	P/Forward Gear (1.87:1)				
11675	35	43-803615T2	P/Forward Gear (1.87:1)				
11710	35	43-859321A3	P/Forward Gear (1.75:1)				
11360	36	43-76250T	Reverse Gear (Straight)				
11680	36	43-824987A2	Reverse Gear				
11790	36	43-85462T	Reverse Gear				
11460	36	43-824986A2	Reverse Gear				
11685	36	43-828175A1	Reverse Gear				
11720	36	43-859322A1	Reverse Gear				
11180	37	89594A1	Cam Follower Kit				
26420	38	79911A1	Rod Kit				
26430	38	828827	Rod				

# Mercury / Mariner / Force

## GEARCASE COMPONENTS - 3.0L (200 DFI, 225 CARB, 225 & 250 EFI)


Complete Water Pump Kit

No. 12096



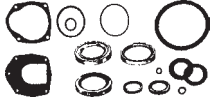
Complete Water Pump Kit

No. 12098



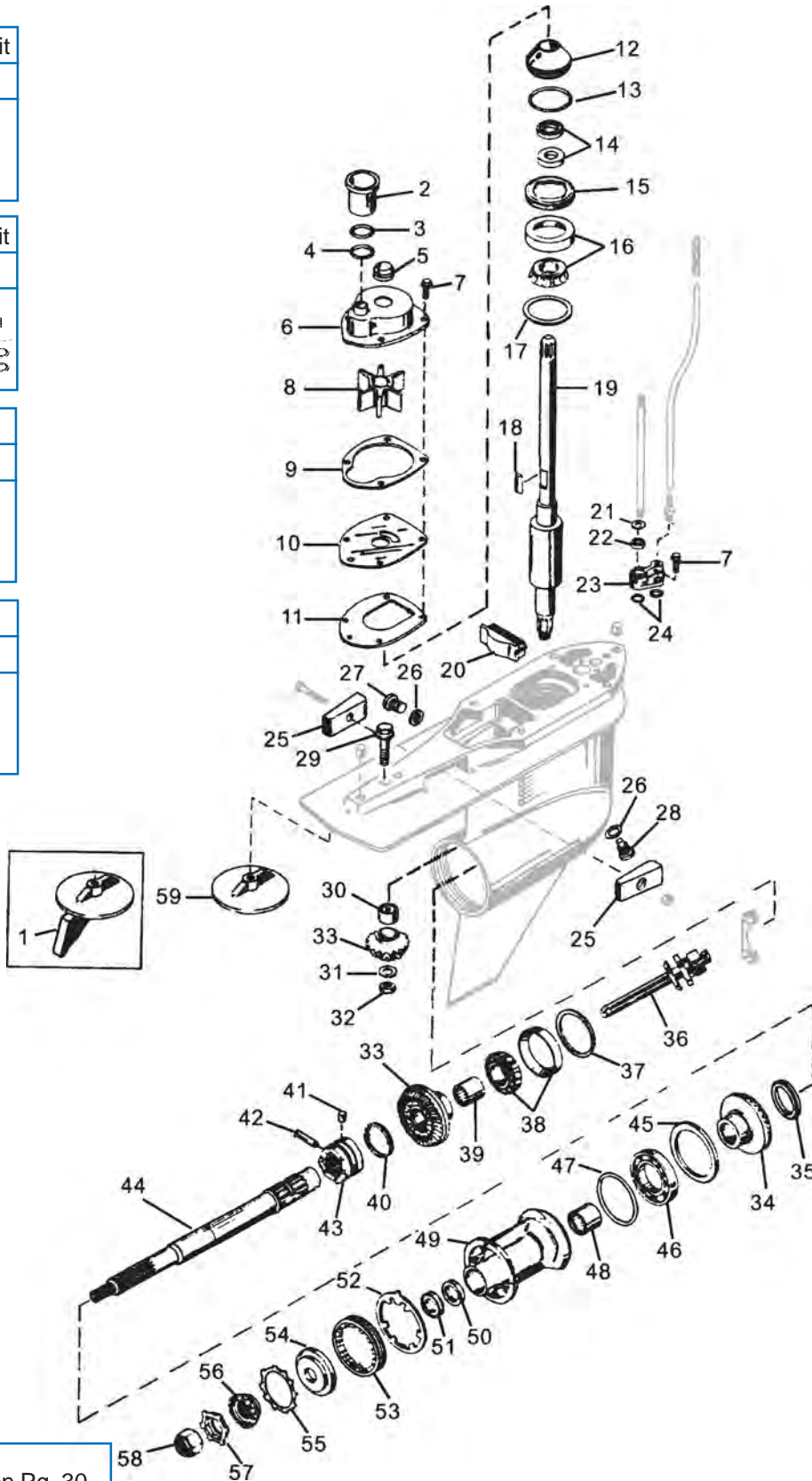
Gearcase Seal Kit

No. 87512\*



Gearcase Seal Kit

No. 87513\*



\* Use Application Guide on Pg. 30

# Mercury / Mariner / Force

## GEARCASE COMPONENTS - 3.0L (200 DFI, 225 CARB, 225 & 250 EFI)

GLM No.	Ref No.	OEM No.	Description	GLM No.	Ref No.	OEM No.	Description
12670	1	31640Q4	Anode	83445	47	25-896524	O-ring
12838	2	832942A1	Coupling Assembly	11410	48	30-30956	Bearing
82150	3	25-35027	O-ring	11405	49	818763A11	Bearing Carrier
82110	4	25-21836	O-ring	85130	50	26-14077	Oil Seal
85590	5	26-816575A2	Face Seal	85700	51	26-12224	Oil Seal
12415	6	817275A1	Water Pump Assembly	11381	52	14-18323	Keyed Washer
12834	7	10-19937-16	Screw	21120	53	79448	Cover Nut
89630	8	47-43026T2	Impeller	21301	54	12-835467	Thrust Washer
31240	9	27-817277-1	Gasket	21760	55	13-42351-1	Lockwasher
12500	10	817276-1	Wear Plate	21360	56	12-31211A3	Tab Washer Receiver
30090	11	27-43033-1	Gasket	21200	57	14-816629Q	Tab Washer
12341	12	807929A1	Pump Base	21250	58	11-827614	Lock Nut
81390	13	25-90011	O-ring	12710	59	76214Q5	Anode
85011	14	26-66302	Oil Seal				
23200	15	824519-1	Retainer				
21580	16	31-36387A1	Bearing				
23210	17	15-42637A1	Shim Set				
11071	18	28-43037	Key				
11140	19	45-816472	Drive Shaft				
88180	20	821526	Filler Block				
30030	21	12-77674	Gasket				
85581	22	26-816464-1	Oil Seal				
21018	23	23-815921A4	Shift Bushing				
81175	24	25-36318	O-ring				
12675	25	826134Q	Anode				
31170	26	12-19183-3	Gasket				
22420	27	10-79953Q2	Screw Set				
21731	28	22-67892A1	Draining Screw				
21741	29	10-806327	Screw				
21610	30	31-42647A1	Bearing				
32800	31	12-92721	Washer				
11190	32	11-35921	Nut				
11710	33	43-859321A3	P/Forward Gear (1.75)				
11091	33	43-828072A2	P/Forward Gear (1.62)				
11720	34	43-859322A1	Reverse Gear				
11013	34	43-828073A1	Reverse Gear				
11012	35	23-824108	Thrust Spacer				
11030	36	818349T1	Shift Spool				
23220	37	15-47397A1	Shim Set (3.500 O.D.)				
23221	37	15-44491A1	Shim Set (3.265 O.D.)				
21590	38	31-35928A1	Bearing (1.875 I.D./3.500 O.D.)				
21593	38	31-828439A2	Bearing (1.875 I.D./3.265 O.D.)				
21820	38	31-30894A1	Bearing (1.750 I.D./3.265 O.D.)				
11420	39	31-30895T	Bearing				
11050	40	24-30893	Spring				
21104	41	17-828356	Detent Pin				
21131	42	17-30632	Cross Pin				
11060	43	52-853594T	Clutch Dog				
11064	43	52-859340T	Clutch Dog				
11150	44	44-824110	Prop Shaft				
23140	45	68100-1	Thrust Ring				
21620	46	30-88957T	Bearing				

# Mercury / Mariner / Force

## GEARCASE COMPONENTS - 4-STROKE VERADO

### Complete Water Pump Kit

No. 12121



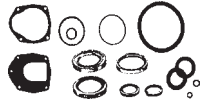
### Water Pump Impeller Kit

No. 12013



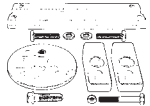
### Gearcase Seal Kit

No. 87515\*



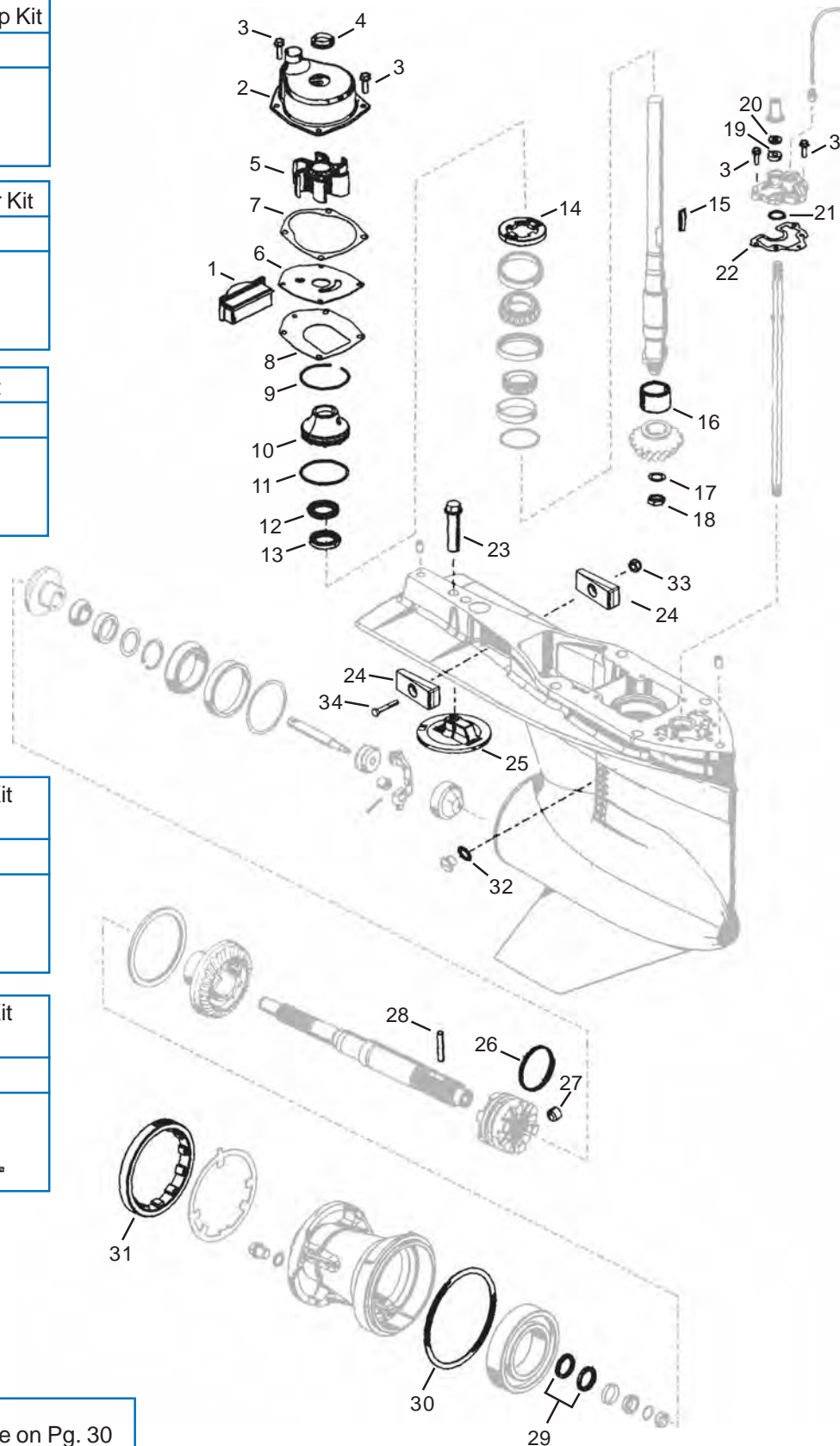
### Aluminum Anode Kit 4-Cylinder

No. 12945



### Aluminum Anode Kit 6-Cylinder

No. 12944



\* Use Application Guide on Pg. 30







# Section 2

---

## Mercury / Mariner / Force Gearcase Seal and Bearing Kits

*Gearcase Seal Kits - Mercury & Mariner* ..... 28

*Seal & Bearing Kits - Without Forward Bearing* ..... 29

*Gearcase Seal & Bearing Kits Applications*..... 30-32

*Gearcase Seal Kits - Force* ..... 33

*Gearcase Seal Kits - Force Applications* ..... 33

# Mercury / Mariner / Force

## GEARCASE SEAL KITS

### Mercury & Mariner

**No. 87576**

OEM: 26-41365A3



**No. 87590**

OEM: 26-43035A4



**No. 87520**

OEM: 26-55682A1



**No. 87573**

OEM: 26-66303A1



**No. 87574**

OEM: 26-77066A1



**No. 87530**

OEM: 26-26-79831A1



**No. 87809**

OEM: 26-814669A2



**No. 87512**

OEM: 26-816575A4



**No. 87513**

OEM: 26-816575A5



**No. 87810**

OEM: 26-820645A1



**No. 87514**

OEM: 823547A2



**No. 87575**

OEM: 26-85090A1



**No. 87808**

OEM: 26-85090A2



**No. 87540**

OEM: 26-89238A2



# Mercury / Mariner / Force

## SEAL & BEARING KITS - WITHOUT FORWARD BEARING

### No. 11800

OEM: 31-803029T1



### No. 11810

OEM: 31-803031T1



### No. 11820

OEM: 31-803033T1



### No. 11830

OEM: 31-803496T1



### No. 11840

OEM: 31-803806T1



### No. 11850

OEM: 31-803495T1



### No. 11860

OEM: 31-803494T1



### No. 11870

OEM: 31-803493T1





# Mercury / Mariner / Force

## GEARCASE SEAL AND BEARING KITS APPLICATIONS

Model	Year	Country	Serial No. Range	Lower Unit Seal Kit	Seal & Bearing Kit (w/forward brg.)
4 (1-Cyl.)	1982-86	USA	5595532-0A809600	87574	-
4 (1-Cyl.)	1982-86	AUS	8068065 and Up	87574	-
4 (1-Cyl.)	1982-86	BEL	9258281-9477829	87574	-
4 (1-Cyl.)	1982-86	CAN	7143688 and Up	87574	-
4.5 (1-Cyl.)	1975-79	USA	4107220 and Up	87574	-
4.5 (1-Cyl.)	1975-79	AUS	8026540 and Up	87574	-
4.5 (1-Cyl.)	1975-79	BEL	9072179 and Up	87574	-
4.5 (1-Cyl.)	1975-79	CAN	7045758 and Up	87574	-
6	1986-93	USA	0A197112 and Up	87576	-
6	1986-93	BEL	9461526 and Up	87576	-
7.5 (7.5, 75)	1978	USA	4851693 and Up	87574	-
7.5 (7.5, 75)	1978	AUS	8051350 and Up	87574	-
7.5 (7.5, 75)	1978	BEL	9181726 and Up	87574	-
7.5 (7.5, 75)	1978	CAN	7111898 and Up	87574	-
8	1986-93	USA	0A197112 and Up	87576	-
8	1986-93	BEL	9461526 and Up	87576	-
8 (Bodense 4-Stroke)	1995-98	USA	0H00058-0H017349	87576	-
8 (Bodense 4-Stroke)	1995-98	USA	0G760300 and Up	87576	-
9.8 (9.8, 110)	1979-85	USA	4839254 and Up	87574	-
9.8 (9.8, 110)	1979-85	AUS	8050625 and Up	87574	-
9.8 (9.8, 110)	1979-85	BEL	9165303 and Up	87574	-
9.8 (9.8, 110)	1979-85	CAN	7111348 and Up	87574	-
9.9	1986-93	USA	0A197112 and Up	87576	-
9.9	1986-93	BEL	9461526 and Up	87576	-
9.9 (4-Stroke)	1999	USA	0H00058-0H17349	87576	-
9.9 (4-Stroke)	1990-93	USA	0G760300 and Up	87576	-
10 (XR10, Sea Pro 10)	1990-93	USA	0D038000 and Up	87576	-
10 (XR10, Sea Pro 10)	1990-93	BEL	9596000 and Up	87576	-
10 Magnum / Marathon	1990-93	USA	0D038000 and Up	87576	-
10 Magnum / Marathon	1990-93	BEL	9596000 and Up	87576	-
15 (15, 15 Sea Pro / Marathon)	1988-93	USA	0B292414 and Up	87576	-
15 (15, 15 Sea Pro / Marathon)	1988-93	BEL	9927000 and Up	87576	-
15 XD Sea Pro / Marathon	1997-98	BEL	9927000 and Up	87808	-
15 (Super)	-	USA	0B238464 and Up	87808	-
15 (Super)	-	BEL	9507381 and Up	87808	-
15 (Super)	-	CAN	0A730007 and Up	87808	-
18	1980-83	USA	5837437-6443972	87575	-
18	1980-83	AUS	8071973 and Up	87575	-
18	1980-83	BEL	9308306-9415100	87575	-
18	1980-83	CAN	7173723-7209532	87575	-
18 (18XD)	1984-85	USA	6443973 and Up	87808	-
18 (18XD)	1984-85	BEL	9378151 and Up	87808	-
18 (18XD)	1984-85	CAN	7209533 and Up	87808	-
20 (20, 200)	1978-81	USA	4709593-6443972	87573	-
20 (20, 200)	1978-81	AUS	8045199 and Up	87573	-
20 (20, 200)	1978-81	BEL	9157230-9415100	87573	-
20 (20, 200)	1978-81	CAN	7098523-7209532	87573	-
20 (20, 20XD)	1986-87	USA	6443973 and Up	87808	-
20 (20, 20XD)	1986-87	BEL	9415101 and Up	87808	-
20 (20, 20XD)	1986-87	CAN	7209533 and Up	87808	-
25	1980-83	USA	5705532-6443972	87575	-
25	1980-83	AUS	8073158 and Up	87575	-
25	1980-83	BEL	9315316-9415100	87575	-
25	1980-83	CAN	7166928-7209532	87575	-
25 (25, 25XD)	1983 1/2	USA	6416713 and Up	87808	-
25 (25, 25XD)	1983 1/2	BEL	9378116 and Up	87808	-
25 (25, 25XD)	1983 1/2	CAN	7207858 and Up	87808	-
25 Lightning (3-Cyl.)	1997	USA	0E268781 and Up	87808	-
25 (4-Stroke)	1998	USA	0G590000 and Up	87514	-
30 (2-Cyl.) (644cc)	1994-98	USA	0G053314 and Up	87514	-
35 (2-Cyl.)	1984-86	USA	6445653 and Up	87530	-
35 (2-Cyl.)	1984-86	BEL	9384476 and Up	87530	-
35 (2-Cyl.)	1984-86	CAN	7209608 and Up	87530	-
40 (40, 402) (2-Cyl.)	1978-79	USA	4860103-0G053313	87530	-
40 (40, 402) (2-Cyl.)	1978-79	AUS	8052125 and Up	87530	-
40 (40, 402) (2-Cyl.)	1978-79	BEL	9184451 and Up	87530	-
40 (40, 402) (2-Cyl.)	1978-79	CAN	7112423 and Up	87530	-
40 (2-Cyl.) (644cc)	1994-98	USA	0G053314 and Up	87514	-
40 (4-Stroke) (Non Bigfoot)	1998	USA	0G231123 and Up	87514	-
40 (4-Cyl.)	1989-Up	USA	0C159200 and Up	87530	11870
40 (4-Cy l.)	1989-Up	BEL	9570790 and Up	87530	11870
40 (3-Cyl.)	1997-98	USA	0G531301 and Up	87514	11860
40 (3-Cyl.)	1997-98	BEL	9973100 and Up	87514	11860
45 Bodensee (4-Stroke) (Non Bigfoot)	1996-98	USA	0G231123 and Up	87514	-
45 (4-Cyl.)	1986	USA	5531630 and Up	87530	11870
45 (4-Cyl.)	1986	AUS	8063985 and Up	87530	11870
45 (4-Cyl.)	1986	BEL	9248006 and Up	87530	11870
45 (4-Cyl.)	1986	CAN	7143688 and Up	87530	11870



# Mercury / Mariner / Force

## GEARCASE SEAL AND BEARING KITS APPLICATIONS

Model	Year	Country	Serial No. Range	Lower Unit Seal Kit	Seal & Bearing Kit (w/forward brg.)
50 (4-Cyl.)	1980-85	USA	5531630 and Up	87530	11870
50 (4-Cyl.)	1980-85	AUS	8063985 and Up	87530	11870
50 (4-Cyl.)	1980-85	BEL	9248006 and Up	87530	11870
50 (4-Cyl.)	1980-85	CAN	7143688 and Up	87530	11870
50 (3-Cyl.)	1991-95	USA	0D000750-0G589999	87809	11850
50 (3-Cyl.)	1991-95	BEL	9683055-9973099	87809	11850
50 (3-Cyl.)	1998	USA	0G590000 and Up	87514	11860
50 (3-Cyl.)	1998	BEL	9973100 and Up	87514	11860
50 (3-Cyl.)	1986-87	USA	6428681-0D000749	87530	-
50 (3-Cyl.)	1986-87	BEL	9385911-9683054	87530	-
50 (3-Cyl.)	1986-87	CAN	7208333 and Up	87530	-
50 (4-Stroke) (Non Bigfoot)	1995-98	USA	0G231123 and Up	87514	-
50 (4-Stroke) (Bigfoot)	1995-98	USA	0G231123 and Up	87590	-
55 (3-Cyl.)	1996	USA	0D000750 and Up	87809	11850
55 (3-Cyl.)	1996	BEL	9741042 and Up	87809	11850
60 (3-Cyl.)	1984-87	USA	6428681-0D000749	87530	-
60 (3-Cyl.)	1984-87	BEL	9385911-9683054	87530	-
60 (3-Cyl.)	1984-87	CAN	7208333 and Up	87530	-
60 (3-Cyl.) (Bigfoot)	1991-95	USA	0D000750 and Up	87590	-
60 (3-Cyl.) (Bigfoot)	1991-95	BEL	9683055 and Up	87590	-
60 (3-Cyl.) Standard, Non Bigfoot	1991-95	USA	0D000750 and Up	87809	11850
60 (3-Cyl.) Standard, Non Bigfoot	1991-95	BEL	9683055 and Up	87809	11850
60 (3-Cyl.) 3 Jaw Rev. Clutch Bigfoot	1991-95	USA	0D000750-0G589999	87590	11830
60 (3-Cyl.) 3 Jaw Rev. Clutch Bigfoot	1991-95	BEL	9683055-9973099	87590	11830
60 (3-Cyl.) 6 Jaw Rev. Clutch Bigfoot	1991-95	USA	0D000750-0G589999	87590	11830
60 (3-Cyl.) 6 Jaw Rev. Clutch Bigfoot	1991-95	BEL	9683055-9973099	87590	11830
60 (3-Cyl.) 6 Jaw Rev. Clutch Bigfoot	1998	USA	590000 and Up	87590	11830
60 (3-Cyl.) 6 Jaw Rev. Clutch Bigfoot	1998	BEL	9973100 and Up	87590	11830
70 (3-Cyl.)	1977-79	USA	4571652-0A996141	87530	-
70 (3-Cyl.)	1977-79	AUS	8042350 and Up	87530	-
70 (3-Cyl.)	1977-79	BEL	9135825-9385910	87530	-
70 (3-Cyl.)	1977-79	CAN	7087823-7208332	87530	-
70 (3-Cyl.) 3 Jaw Rev. Clutch	1987	USA	0A996142-0C221999	87590	11830
70 (3-Cyl.) 3 Jaw Rev. Clutch	1987	BEL	9483121-9589038	87590	11830
70 (3-Cyl.) 6 Jaw Rev. Clutch	1987	USA	0A996142-0C221999	87590	11830
70 (3-Cyl.) 6 Jaw Rev. Clutch	1987	BEL	9483121-9589038	87590	11830
75 (3-Cyl.) 3 Jaw Rev. Clutch	1990-93	USA	0A996142 and Up	87590	11830
75 (3-Cyl.) 3 Jaw Rev. Clutch	1990-93	BEL	9483121 and Up	87590	11830
75 (3-Cyl.) 6 Jaw Rev. Clutch	1994-98	USA	0A996142 and Up	87590	11830
75 (3-Cyl.) 6 Jaw Rev. Clutch	1994-98	BEL	9483121 and Up	87590	11830
75 (4-Cyl.)	1984-88	USA	6432901 and Up	87520	-
75 (4-Cyl.)	1984-88	BEL	9393856 and Up	87520	-
75 (4-Cyl.)	1984-88	CAN	7208573 and Up	87520	-
80 (3-Cyl.) 3 Jaw Rev. Clutch	1987	USA	0A996142-0C221999	87590	11830
80 (3-Cyl.) 3 Jaw Rev. Clutch	1987	BEL	9483121-9589038	87590	11830
80 (3-Cyl.) 6 Jaw Rev. Clutch	1987	USA	0A996142-0C221999	87590	11830
80 (3-Cyl.) 6 Jaw Rev. Clutch	1987	BEL	9483121-9589038	87590	11830
80 (80, 800) (4-Cyl.)	1978-79	USA	4831999-6432900	87520	-
80 (80, 800) (4-Cyl.)	1978-79	AUS	8050200 and Up	87520	-
80 (80, 800) (4-Cyl.)	1978-79	BEL	9177626-9393855	87520	-
80 (80, 800) (4-Cyl.)	1978-79	CAN	7110998-7208572	87520	-
90 (3-Cyl.) 3 Jaw Rev. Clutch	1987	USA	0A996142 and Up	87590	11830
90 (3-Cyl.) 3 Jaw Rev. Clutch	1987	BEL	9483121 and Up	87590	11830
90 (3-Cyl.) 6 Jaw Rev. Clutch	1987	USA	0A996142 and Up	87590	11830
90 (3-Cyl.) 6 Jaw Rev. Clutch	1987	BEL	9483121 and Up	87590	11830
90 (90, 900) (6-Cyl.)	1978-79	USA	4845301 and Up	87520	-
90 (90, 900) (6-Cyl.)	1978-79	CAN	7111698 and Up	87520	-
90 (90, 900) (6-Cyl.)	1978-79	AUS	8060545 and Up	87520	-
100 (4-Cyl.) 3 Jaw Rev. Clutch	1988-93	USA	0B209468 and Up	87590	11830
100 (4-Cyl.) 3 Jaw Rev. Clutch	1988-93	BEL	9523034 and Up	87590	11830
100 High Altitude 3 Jaw Rev. Clutch	1988-93	USA	0B209468 and Up	87590	11830
100 High Altitude 3 Jaw Rev. Clutch	1988-93	BEL	9523034 and Up	87590	11830
100 (4-Cyl.) 6 Jaw Rev. Clutch	1988-98	USA	0B209468 and Up	87590	11830
100 (4-Cyl.) 6 Jaw Rev. Clutch	1988-98	BEL	9523034 and Up	87590	11830
100 High Altitude 6 Jaw Rev. Clutch	1988-93	USA	0B209468 and Up	87590	11830
100 High Altitude 6 Jaw Rev. Clutch	1988-93	BEL	9523034 and Up	87590	11830
115 (4-Cyl.) 3 Jaw Rev. Clutch	1988-93	USA	0C100000 and Up	87590	11830
115 (4-Cyl.) 3 Jaw Rev. Clutch	1988-93	BEL	9559771 and Up	87590	11830
115 High Altitude 3 Jaw Rev. Clutch	1989-93	USA	0C100000 and Up	87590	11830
115 High Altitude 3 Jaw Rev. Clutch	1989-93	BEL	9559771 and Up	87590	11830
115 (4-Cyl.) 6 Jaw Rev. Clutch	1989-93	USA	0C100000 and Up	87590	11830
115 (4-Cyl.) 6 Jaw Rev. Clutch	1989-93	BEL	9559771 and Up	87590	11830
115 High Altitude 6 Jaw Rev. Clutch	1989-93	USA	0C100000 and Up	87590	11830
115 High Altitude 6 Jaw Rev. Clutch	1989-93	BEL	9559771 and Up	87590	11830
115 (115, 1150) (6-Cyl.)	1978-79	USA	4855153 and Up	87520	-
115 (115, 1150) (6-Cyl.)	1978-79	AUS	8051950 and Up	87520	-
115 (115, 1150) (6-Cyl.)	1978-79	CAN	711248 and Up	87520	-

# Mercury / Mariner / Force

## GEARCASE SEAL AND BEARING KITS APPLICATIONS

Model	Year	Country	Serial No. Range	Lower Unit Seal Kit	Seal & Bearing Kit (w/forward brg.)
125 (4-Cyl.) 3 Jaw Rev. Clutch	1994-98	USA	0D283222 and Up	87590	11830
125 (4-Cyl.) 3 Jaw Rev. Clutch	1994-98	BEL	9793577 and Up	87590	11830
125 High Altitude 3 Jaw Rev. Clutch	1994-98	USA	0D283222 and Up	87590	11830
125 High Altitude 3 Jaw Rev. Clutch	1994-98	BEL	9793577 and Up	87590	11830
125 (4-Cyl.) 6 Jaw Rev. Clutch	1994-98	USA	0D283222 and Up	87590	11830
125 (4-Cyl.) 6 Jaw Rev. Clutch	1994-98	BEL	9793577 and Up	87590	11830
125 High Altitude 6 Jaw Rev. Clutch	1994-98	USA	0D283222 and Up	87590	11830
125 High Altitude 6 Jaw Rev. Clutch	1994-98	BEL	9793577 and Up	87590	11830
140 (140, 1400) (6-Cyl.)	1978-79	USA	4865678 and Up	87520	-
140 (140, 1400) (6-Cyl.)	1978-79	AUS	8052650 and Up	87520	-
140 (140, 1400) (6-Cyl.)	1978-79	CAN	7112773 and Up	87520	-
V-135 Std. Rotation, 2:1 Ratio, Ratcheting	1986-88	USA	0A904646-0G437999	87540	11810
V-135 Counter Rotation, Ratcheting	1989-90	USA	0C100861-0G437999	87540	-
V-135 Std. Rotation, 2:1 Ratio, Non-Ratcheting	1997-04	USA	0G438000 and Up	87540	11820
V-135 Counter Rotation, Non-Ratcheting	1997-04	USA	0G438000 and Up	87540	-
V-135 DFI Std. Rotation, 2:1, Non-Ratcheting	1998-04	USA	0G590000 and Up	87540	11810
V-135 DFI Counter Rotation, Non-Ratcheting	1998-04	USA	0G590000 and Up	87540	-
V-150 Std. Rotation, 2:1 Ratio, Ratcheting	1985	USA	6616991-0A904645	87520	11800
V-150 Std. Rotation, 2:1 Ratio, Ratcheting	1986-88	USA	0A904646-0G437999	87540	11810
V-150 Counter Rotation, 2:1, Ratcheting	1989-90	USA	0C100861-0G437999	87540	-
V-150 (XR4, MAG II) w/ 4-1/4" Dia. Torpedo	1988-91	USA	0C239553-04303045	87540	-
V-150 (XR4, MAG III) w/ 4-1/4" Dia. Torpedo	1988-91	USA	0D082000-0G437999	87540	11810
V-150 EFI Std. Rotation, 1.87:1, Ratcheting	1993-95	USA	0D082000-0G437999	87540	11810
V-150 EFI Counter Rotation, 1.87:1, Ratcheting	1993-95	USA	0D082000-0G437999	87540	-
V-150 Std. Rotation, 2:1, Non-Ratcheting	1996-98	USA	0G438000 and Up	87540	11820
V-150 Counter Rotation, Non-Ratcheting	1996-98	USA	0G438000 and Up	87540	-
V-150 (XR6, MAG III) Std. Rot., 1.87:1, Non-Ratchet	1996-98	USA	0G438000 and Up	87540	11820
V-150 EFI Std. Rot., 1.87:1, Non-Ratcheting	1996-98	USA	0G438000 and Up	87540	11820
V-150 EFI Counter Rot., 1.87:1, Non-Ratcheting	1996-98	USA	0G438000 and Up	87540	-
V-150 DFI Std. Rot., 1.87:1, Non-Ratcheting	1998	USA	0G590000 and Up	87540	11820
V-150 DFI Counter Rot., 1.87:1, Non-Ratcheting	1998	USA	0G590000 and Up	87540	-
V-175 Std. Rot., w/ pre-load pin in drive shaft	1980-81	USA	5393737-6618750	87520	11800
V-175 Std. Rot., w/ pre-load pin in drive shaft	1980-81	AUS	8064250 and Up	87520	11800
V-175 Std. Rot., 1.87:1 Ratio, Ratcheting	1985-88	USA	6618751-0G437999	87540	11810
V-175 Counter Rot., 1.87:1 Ratio, Ratcheting	1985-88	USA	6618751-0G437999	87540	-
V-175 EFI Std. Rot., 1.87:1, Ratcheting	1991	USA	0D000750-0G437999	87540	11810
V-175 EFI Counter Rot., 1.87:1, Ratcheting	1991	USA	0D082000-0G437999	87540	-
V-175 Std. Rot., 1.87:1, Non-Ratcheting	1996-98	USA	0G438000 and Up	87540	11820
V-175 Counter Rot., 1.87:1, Non-Ratcheting	1996-98	USA	0G438000 and Up	87540	-
V-175 EFI Std. Rot., 1.87:1, Non-Ratcheting	1996-98	USA	0G438000 and Up	87540	11820
V-175 Counter Rot., 1.87:1, Non-Ratcheting	1996-98	USA	0G438000 and Up	87540	-
V-200 Std. Rot. w/ pre-load pin in drive shaft	1978-79	USA	5393737-6073191	87520	11800
V-200 Std. Rot. w/ pre-load pin in drive shaft	1980-81	AUS	8061595-8065672	87520	11800
V-200 Std. Rot. w/ pre-load pin in drive shaft	1982-84	USA	6073192-6625220	87520	11800
V-200 Std. Rot., 1.87:1, Ratcheting	1985-88	USA	6625221-0C291519	87540	11810
V-200 Counter Rot., 1.87:1, Ratcheting	1989-90	USA	0C100861-0G437999	87540	-
V-200 Std. Rot., 1.87:1, Ratcheting	1991	USA	0C291520-0G437999	87540	11810
V-200 EFI Std. Rot., 1.87:1, Ratcheting	1989-90	USA	0C100861-0C291519	87540	11810
V-200 EFI Std. Rot., 1.87:1, Ratcheting	1991	USA	0C291520-0G437999	87540	11810
V-200 EFI Counter Rot., 1.87:1, Ratcheting	1992-95	USA	0D082000-0G437999	87540	-
V-200 DFI Std. Rot., 1.87:1, Ratcheting	1997-04	USA	0G437999	87540	11840
V-200 DFI Std. Rot., 1.75:1, Non-Ratcheting	1997	USA	0G438000 and Up	87540	11840
V-200 DFI Counter Rot., 1.75:1, Ratcheting	1997	USA	0G386496-0G437999	87513	-
V-200 Std. Rot., 1.87:1, Non-Ratcheting	1996-98	USA	0G438000 and Up	87513	11820
V-200 Counter Rot., 1.87:1, Non-Ratcheting	1996-98	USA	0G438000 and Up	87513	-
V-200 EFI Std. Rot., 1.87:1, Non-Ratcheting	1996-98	USA	0G438000 and Up	87513	11820
V-200 Counter Rot., 1.87:1, Non-Ratcheting	1996-98	USA	0G438000 and Up	87513	-
V-200 DFI Counter Rot., 1.75:1, Non-Ratcheting	1997	USA	0G438000 and Up	87513	-
200 (3.0L) Std. Rot. & DFI, 1.75:1 Ratio	1998	USA	0G590000 and Up	87513	11840
225 (3.0L) DFI Std. Rot., 1.75:1 Ratio	1998	USA	0G590000 and Up	87513	11840
225 (3.0 Carb) Sea Pro Std. Rot., 1.62:1	1994-98	USA	0G437999 and Below	87513	11840
225 (3.0 Carb) Sea Pro Std. Rot., 1.75:1	1994-98	USA	0G437999 and Below	87513	11840
V-220 Std. Rot., 1.87:1 Ratio	1987-88	USA	B117316 and Up	87520	-
V-225 Std. Rot., w/ pre-load pin in drive shaft	1980-81	USA	5628028 and Up	87512	-
225 (3.0 Carb) Std. Rot., 1.62:1 Ratio	1994-98	USA	0D280813 and Up	87513	-
225 (3.0L) EFI Std. Rot., 1.75:1 Ratio	1995-98	USA	0G129222-0G437999	87513	11840
225 (3.0L) EFI Std. Rot., 1.75:1 Ratio	1995-98	USA	0G438000 and Up	87513	11840
225 (3.0L) EFI Std. Rot., 1.87:1 Ratio	1995-98	USA	0G438000 and Up	87513	11840
250 (3.0L) EFI Std. Rot., 1.75:1 Ratio	1995-98	USA	0G129222-0G437999	87513	11840
250 (3.0L) EFI Std. Rot., 1.75:1 Ratio	1995-98	USA	0G438000 and Up	87513	11840
250 (3.0L) EFI Std. Rot., 1.87:1 Ratio	1995-98	USA	0G438000 and Up	87513	11840
250 / 275 Std. Rotation	1989-94	USA	C101891 and Up	87513	11840
Verado	-	-	-	87515	-



# Mercury / Mariner / Force

## GEARCASE SEAL KITS - FORCE

### Force

#### No. 87800

OEM: FK1060



#### No. 87801

OEM: FK1061



#### No. 87805

OEM: FK1068



#### No. 87802

OEM: FK1062



#### No. 87803

OEM: FK1063-2



#### No. 87804

OEM: FK1065



#### No. 87807

OEM: FK1203-1



## GEARCASE SEAL KITS - FORCE APPLICATIONS

Model	Year	Kit	Model	Year	Kit
6, 7.5	1978-Up	<a href="#">87802</a>	75	1980-83	<a href="#">87803</a>
9.9, 15	All	<a href="#">87804</a>	75	1996-97	<a href="#">87809</a>
20, 25	1972-78	<a href="#">87805</a>	85	1980-89	<a href="#">87803</a>
25	1989	<a href="#">87810</a>	85	1989	<a href="#">87807</a>
25	1996-97	<a href="#">87808</a>	90	1974-77	<a href="#">87810</a>
35	1970-72	<a href="#">87800</a>	90	1983	<a href="#">87803</a>
35	1972 1/2	<a href="#">87810</a>	90	1990-94	<a href="#">87807</a>
35	1973	<a href="#">87800</a>	90	1995-Up	<a href="#">87590</a>
35	1974-75	<a href="#">87805</a>	90	1990-91	<a href="#">87807</a>
35	1986-91	<a href="#">87810</a>	105	1970-76	<a href="#">87801</a>
35	1989-91	<a href="#">87810</a>	105	1979-83	<a href="#">87803</a>
40	1992-94	<a href="#">87810</a>	120	1990-94	<a href="#">87807</a>
50	1984-94	<a href="#">87810</a>	120	1995-Up	<a href="#">87590</a>
55	1972 1/2-1974	<a href="#">87810</a>	125	1983-89	<a href="#">87803</a>
55	1978-82	<a href="#">87800</a>	125	1989	<a href="#">87807</a>
60	1984 & Before	<a href="#">87800</a>	125	1989	<a href="#">87807</a>
70	1970-73	<a href="#">87801</a>	150	1989-94	<a href="#">87807</a>
70	1979	<a href="#">87801</a>			
70	1991-95	<a href="#">87809</a>			
75	1975-79	<a href="#">87801</a>			



## Section 3

### Mercury / Mariner / Force Lower Gear Housing Gears

<i>Lower Gear Housing Gears - Inline 4 (40, 45, 50 HP) .....</i>	<i>36</i>
<i>Lower Gear Housing Gears - 3-Cylinder 40, 50 HP .....</i>	<i>37</i>
<i>Lower Gear Housing Gears - 3-Cylinder 50, 55, 60 HP .....</i>	<i>38</i>
<i>Lower Gear Housing Gears - 3 &amp; 4-Cyl. with 3 Jaw Rev. Clutch.....</i>	<i>39</i>
<i>Lower Gear Housing Gears - 3 &amp; 4-Cyl. with 6 Jaw Rev. Clutch.....</i>	<i>40</i>
<i>Lower Gear Housing Gears - Inline 4 with 3 Jaw Rev. Clutch.....</i>	<i>41</i>
<i>Lower Gear Housing Gears - Inline 4 with 6 Jaw Rev. Clutch.....</i>	<i>42</i>
<i>Lower Gear Housing Gears - Inline 6 (90-150 HP) .....</i>	<i>43</i>
<i>Lower Gear Housing Gears - V6 135, 150 HP .....</i>	<i>44</i>
<i>Lower Gear Housing Gears - V6 150, 175, 200 HP w/o Drive Shaft Nut.....</i>	<i>45</i>
<i>Lower Gear Housing Gears - V6 150 (XR6, MAG III) 150 EFI, 150 DFI, 175 HP .....</i>	<i>46</i>
<i>Lower Gear Housing Gears - V6 150 (XR4, MAG III) 175, 200, 200 EFI, 220 HP .....</i>	<i>47</i>
<i>Lower Gear Housing Gears -V6 200, 225 (3.0L DFI), 225, 250 (3.0L EFI) HP .....</i>	<i>48</i>
<i>Lower Gear Housing Gears - V6 225, 250 (3.0L Carb) .....</i>	<i>49</i>
<i>Lower Gear Housing Gears Applications .....</i>	<i>50-51</i>



# Mercury / Mariner / Force

## LOWER GEAR HOUSING GEARS - INLINE 4 (40, 45, 50 HP)

### L4 40 HP

Serial No. OC159200 & Up (1989-Up)

### L4 45 HP

Serial No. 5531630 & Up (1986)

### L4 50 HP

Serial No. 5531630 & Up (1980-86)

2.0:1 Ratio (13:26 Teeth)



<p><b>COMPLETE GEAR SET</b></p> <ul style="list-style-type: none"> <li>- Forward/Pinion/Reverse</li> <li>- Forward Gear Bearing GLM No. 21630</li> <li>- Pinion Nut GLM No. 11192</li> <li>- Shim Sets GLM No. 23223, 23320</li> </ul>	<p><b>GLM No. 11442</b></p>	<p>OEM No. N/A</p>
<p><b>FORWARD &amp; PINION SET</b></p> <ul style="list-style-type: none"> <li>- Forward/Pinion</li> <li>- Forward Gear Bearing GLM No. 21630</li> <li>- Pinion Nut GLM No. 11192</li> <li>- Shim Sets GLM No. 23223, 23320</li> </ul>	<p><b>GLM No. 11452</b></p>	<p>OEM No. 43-803497T1</p>
<p><b>REVERSE GEAR</b></p> <ul style="list-style-type: none"> <li>- 6 Jaw without Thrust Washer</li> </ul>	<p><b>GLM No. 11462</b></p>	<p>OEM No. 43-79158T</p>

# Mercury / Mariner / Force

## LOWER GEAR HOUSING GEARS - 3-CYLINDER 40, 50 HP

**3-Cylinder 40 HP**  
**Serial No. OD000750-OG589999 (1991-95)**  
**3-Cylinder 50 HP**  
**Serial No. OG590000 & Up (1994-00)**

1.83:1 Ratio (12:22 Teeth)



No. 11192  
Pinion Nut

No. 11454  
Forward & Pinion Set

No. 11464  
Reverse Gear

No. 21581  
Bearing

<p><b>COMPLETE GEAR SET</b></p> <ul style="list-style-type: none"> <li>- Forward/Pinion/Reverse</li> <li>- Forward Gear Bearing GLM No. 21581</li> <li>- Pinion Nut GLM No. 11192</li> </ul>	<p style="text-align: center;"><b>GLM No. 11444</b></p>	<p style="text-align: center;">OEM No. N/A</p>
<p><b>FORWARD &amp; PINION SET</b></p> <ul style="list-style-type: none"> <li>- Forward/Pinion</li> <li>- Forward Gear Bearing GLM No. 21581</li> <li>- Pinion Nut GLM No. 11192</li> </ul>	<p style="text-align: center;"><b>GLM No. 11454</b></p>	<p style="text-align: center;">OEM No. 43-803498T1</p>
<p><b>REVERSE GEAR</b></p> <ul style="list-style-type: none"> <li>- 6 Jaw without Thrust Spacer</li> </ul>	<p style="text-align: center;"><b>GLM No. 11464</b></p>	<p style="text-align: center;">OEM No. 43-822163T1</p>

# Mercury / Mariner / Force

## LOWER GEAR HOUSING GEARS - 3-CYLINDER 50, 55, 60 HP

**3-Cylinder 50 HP**  
 Serial No. OD000750-OG589999

**3-Cylinder 55 HP**  
 Serial No. OD000750 & Up

**3-Cylinder 60 HP**  
 Serial No. OD000750 & Up

1.64:1 Ratio (14:23 Teeth)



<p><b>COMPLETE GEAR SET</b></p> <ul style="list-style-type: none"> <li>- Forward/Pinion/Reverse</li> <li>- Forward Gear Bearing GLM No. 21541</li> <li>- Pinion Nut GLM No. 11192</li> <li>- Shim Sets GLM No. 23223, 23224</li> </ul>	<p><b>GLM No. 11552</b></p>	<p>OEM No. N/A</p>
<p><b>FORWARD &amp; PINION SET</b></p> <ul style="list-style-type: none"> <li>- Forward/Pinion</li> <li>- Forward Gear Bearing GLM No. 21541</li> <li>- Pinion Nut GLM No. 11192</li> <li>- Shim Sets GLM No. 23223, 23224</li> </ul>	<p><b>GLM No. 11562</b></p>	<p>OEM No. 43-803499T1</p>
<p><b>REVERSE GEAR</b></p> <ul style="list-style-type: none"> <li>- 3 Jaw without Thrust Spacer</li> </ul>	<p><b>GLM No. 11572</b></p>	<p>OEM No. 43-813695T</p>

# Mercury / Mariner / Force

## LOWER GEAR HOUSING GEARS - 3 & 4-CYLINDER WITH 3 JAW REVERSE CLUTCH

**3-Cylinder 60 HP (0.85L)**

Serial No. OD000750-OG589999

**3-Cylinder 70, 80 HP (1.40L)**

Serial No. OA996142-OC221999

**3-Cylinder 70, 90 HP (1.40L)**

Serial No. OA996142 & Up

**L4 100, 115, 125 HP High Altitude**

Serial No. 0B209468 & Up

2.31:1 Ratio (13:30 Teeth)



<p><b>COMPLETE GEAR SET</b></p> <ul style="list-style-type: none"> <li>- Forward/Pinion/Reverse</li> <li>- Forward Gear Bearing GLM No. 21820</li> <li>- Pinion Nut GLM No. 11190</li> <li>- Shim Sets GLM No. 23221, 23222</li> </ul>	<p><b>GLM No. 11550</b></p>	<p>OEM No. N/A</p>
<p><b>FORWARD &amp; PINION SET</b></p> <ul style="list-style-type: none"> <li>- Forward/Pinion</li> <li>- Forward Gear Bearing GLM No. 21820</li> <li>- Pinion Nut GLM No. 11190</li> <li>- Shim Sets GLM No 23221, 23222</li> </ul>	<p><b>GLM No. 11560</b></p>	<p>OEM No. 43-803500T1</p>
<p><b>REVERSE GEAR</b></p> <ul style="list-style-type: none"> <li>- 3 Jaw without Thrust Spacer</li> </ul>	<p><b>GLM No. 11570</b></p>	<p>OEM No. 43-12635T</p>

# Mercury / Mariner / Force

## LOWER GEAR HOUSING GEARS - 3 & 4-CYLINDER WITH 6 JAW REVERSE CLUTCH

### 3-Cylinder 60 HP (0.85L)

Serial No. OD000750 & Up

### 3-Cylinder 70, 80 HP (1.40L)

Serial No. OA996142-OC221999

### 3-Cylinder 75, 90 HP (1.40L)

Serial No. OA996142 & Up

### L4 100, 115, 125 HP High Altitude

Serial No. 0B209468 & Up

2.31:1 Ratio (13:30 Teeth)



<p><b>COMPLETE GEAR SET</b></p> <ul style="list-style-type: none"> <li>- Forward/Pinion/Reverse</li> <li>- Forward Gear Bearing GLM No. 21820</li> <li>- Pinion Nut GLM No. 11190</li> <li>- Shim Sets GLM No. 23221, 23222</li> </ul>	<p><b>GLM No. 11555</b></p>	<p>OEM No. N/A</p>
<p><b>FORWARD &amp; PINION SET</b></p> <ul style="list-style-type: none"> <li>- Forward/Pinion</li> <li>- Forward Gear Bearing GLM No. 21820</li> <li>- Pinion Nut GLM No. 11190</li> <li>- Shim Sets GLM No 23221, 23222</li> </ul>	<p><b>GLM No. 11565</b></p>	<p>OEM No. 43-803501T1</p>
<p><b>REVERSE GEAR</b></p> <ul style="list-style-type: none"> <li>- 6 Jaw without Thrust Spacer</li> </ul>	<p><b>GLM No. 11575</b></p>	<p>OEM No. 43-850034T</p>



# Mercury / Mariner / Force

## LOWER GEAR HOUSING GEARS - INLINE 4 WITH 3 JAW REVERSE CLUTCH

### L4 100 HP (1.85L)

Serial No. OB209468-OG760299

### L4 115 HP (1.85L)

Serial No. OC100000-OG760299

### L4 125 HP (1.85L)

Serial No. OD283222-OG760299

All Models use Forward 6 Jaw Ratcheting /  
Reverse 3 Jaw Non-Ratcheting Style Clutch GLM No. 11061

2.07:1 Ratio (14:29 Teeth)



<p><b>COMPLETE GEAR SET</b></p> <ul style="list-style-type: none"> <li>- Forward/Pinion/Reverse</li> <li>- Forward Gear Bearing GLM No. 21820</li> <li>- Pinion Nut GLM No. 11190</li> <li>- Shim Sets GLM No. 23221, 23222</li> </ul>	<p><b>GLM No. 11556</b></p>	<p>OEM No. N/A</p>
<p><b>FORWARD &amp; PINION SET</b></p> <ul style="list-style-type: none"> <li>- Forward/Pinion</li> <li>- Forward Gear Bearing GLM No. 21820</li> <li>- Pinion Nut GLM No. 11190</li> <li>- Shim Sets GLM No 23221, 23222</li> </ul>	<p><b>GLM No. 11566</b></p>	<p>OEM No. 43-803037T1</p>
<p><b>REVERSE GEAR</b></p> <ul style="list-style-type: none"> <li>- 3 Jaw without Thrust Spacer</li> </ul>	<p><b>GLM No. 11576</b></p>	<p>OEM No. 43-19671T</p>

# Mercury / Mariner / Force

## LOWER GEAR HOUSING GEARS - INLINE 4 WITH 6 JAW REVERSE CLUTCH

### L4 100 HP (1.85L)

Serial No. OB209468 & Up

### L4 115 HP (1.85L) 115 EFI (1.75L) 115 OptiMax (1.50L)

Serial No. OC100000 & Up

### L4 125 HP (1.85L) Classic

Serial No. OD283222 & Up

All Models use Forward Ratcheting / Reverse Ratcheting

6 Jaw Style Clutch GLM No. 11063

2.07:1 Ratio (14:29 Teeth)



<p><b>COMPLETE GEAR SET</b></p> <ul style="list-style-type: none"> <li>- Forward/Pinion/Reverse</li> <li>- Forward Gear Bearing GLM No. 21820</li> <li>- Pinion Nut GLM No. 11190</li> <li>- Shim Sets GLM No. 23221, 23222</li> </ul>	<p><b>GLM No. 11557</b></p>	<p>OEM No. N/A</p>
<p><b>FORWARD &amp; PINION SET</b></p> <ul style="list-style-type: none"> <li>- Forward/Pinion</li> <li>- Forward Gear Bearing GLM No. 21820</li> <li>- Pinion Nut GLM No. 11190</li> <li>- Shim Sets GLM No 23221, 23222</li> </ul>	<p><b>GLM No. 11567</b></p>	<p>OEM No. 43-881260A5</p>
<p><b>REVERSE GEAR</b></p> <ul style="list-style-type: none"> <li>- 6 Jaw without Thrust Spacer</li> </ul>	<p><b>GLM No. 11577</b></p>	<p>OEM No. 43-850036T</p>

# Mercury / Mariner / Force

## LOWER GEAR HOUSING GEARS - INLINE 6 (90-150 HP)

### L6 90 HP

Serial No. 4845301 & Up

### L6 115 HP

Serial No. 4855153 & Up

### L6 140 HP

Serial No. 4865678 & Up

### L6 150 HP

Serial No. 3502806 & Up

2.0:1 Ratio (14:28 Teeth)



<b>COMPLETE GEAR SET</b> - Forward/Pinion/Reverse - Forward Gear Bearing GLM No. 21820 - Pinion Nut GLM No. 11190 - Shim Sets GLM No. 23221, 23222	<b>GLM No. 11330</b>	OEM No. N/A
<b>FORWARD GEAR</b>	<b>GLM No. 11350</b>	OEM No. 43-68447T1
<b>PINION GEAR</b>	<b>GLM No. 11340</b>	OEM No. 43-68548T3
<b>REVERSE GEAR</b> - 3 Jaw without Thrust Spacer	<b>GLM No. 11360</b>	OEM No. 43-76250T

# Mercury / Mariner / Force

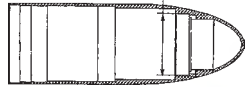
## LOWER GEAR HOUSING GEARS - V6 135, 150 HP

### V6 135, 150 HP Standard Rotation Serial No. OA904646-OG437999

Use Ratcheting Style Clutch GLM No. 11062

Forward Gear Bearing O.D.  
Fits Housings 3.5433" / 90mm I.D.

2:1 Ratio (14:28 Teeth)



No. 23210  
Shim Set

No. 11190  
Pinion Nut

No. 11670  
Forward & Pinion Set

No. 11012  
Thrust Spacer

No. 11680  
Reverse Gear

No. 21830  
Bearing

No. 23220  
Shim Set

<p><b>COMPLETE GEAR SET</b></p> <ul style="list-style-type: none"> <li>- Forward/Pinion/Reverse</li> <li>- Forward Gear Bearing GLM No. 21830</li> <li>- Pinion Nut GLM No. 11190</li> <li>- Shim Sets GLM No. 23210, 23220</li> </ul>	<p><b>GLM No. 11660</b></p>	<p>OEM No. 43-44102A2</p>
<p><b>FORWARD &amp; PINION SET</b></p> <ul style="list-style-type: none"> <li>- Forward/Pinion</li> <li>- Forward Gear Bearing GLM No. 21830</li> <li>- Pinion Nut GLM No. 11190</li> <li>- Shim Sets GLM No 23210, 23220</li> </ul>	<p><b>GLM No. 11670</b></p>	<p>OEM No. 43-44102A7</p>
<p><b>REVERSE GEAR</b></p> <ul style="list-style-type: none"> <li>- 6 Jaw with Thrust Spacer</li> </ul>	<p><b>GLM No. 11680</b></p>	<p>OEM No. 43-824987A2</p>

# Mercury / Mariner / Force

## LOWER GEAR HOUSING GEARS - V6 150, 175, 200 HP W/O DRIVE SHAFT NUT

### V6 150 HP Standard Rotation

Serial No. 6616991-OA904645

### V6 175 HP Standard Rotation

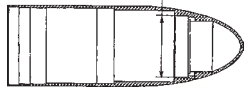
Serial No. 5393737-668750

### V6 200 HP Standard Rotation

Serial No. 5393737-6073191

All Models with Pre-load Pin in Drive Shaft

Forward Gear Bearing O.D.  
Fits Housings 3.5433" / 90mm I.D.



No. 11190  
Pinion Nut



No. 11780  
Forward & Pinion Set



No. 11790  
Reverse Gear



No. 21830  
Bearing



No. 23220  
Shim Set

No. 23300  
Shim Set

<p><b>COMPLETE GEAR SET</b></p> <ul style="list-style-type: none"> <li>- Forward/Pinion/Reverse</li> <li>- Forward Gear Bearing GLM No. 21830</li> <li>- Pinion Nut GLM No. 11190</li> <li>- Shim Sets GLM No. 23220, 23300</li> </ul>	<p><b>GLM No. 11770</b></p>	<p>OEM No. N/A</p>
<p><b>FORWARD &amp; PINION SET</b></p> <ul style="list-style-type: none"> <li>- Forward/Pinion</li> <li>- Forward Gear Bearing GLM No. 21830</li> <li>- Pinion Nut GLM No. 11190</li> <li>- Shim Sets GLM No 23220, 23300</li> </ul>	<p><b>GLM No. 11780</b></p>	<p>OEM No. 43-803619T1</p>
<p><b>REVERSE GEAR</b></p> <ul style="list-style-type: none"> <li>- 6 Jaw without Thrust Spacer</li> </ul>	<p><b>GLM No. 11790</b></p>	<p>OEM No. 43-85462T</p>



# Mercury / Mariner / Force

LOWER GEAR HOUSING GEARS - V6 150 (XR6, MAG III), 150 EFI, 150 DFI, 175 HP

**V6 150 (XR6, MAG III), 150 EFI Standard Rotation**  
**Serial No. OG438000 & Up**

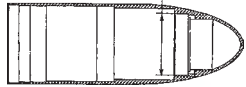
**V6 150 DFI Standard Rotation**  
**Serial No. OG590000 & Up**

**V6 175, 175 EFI Standard Rotation**  
**Serial No. OG438000 & Up**

All Models use Non-Ratcheting Style Clutch

1.87:1 Ratio (15:28 Teeth)

Forward Gear Bearing O.D.  
 Fits Housings 3.265" / 82.93mm I.D.



No. 32800  
 Washer



No. 11190  
 Pinion Nut



No. 11675  
 Forward & Pinion Set



No. 11012  
 Thrust Spacer



No. 11685  
 Reverse Gear



No. 21820  
 Bearing



No. 23210  
 Shim Set

No. 23210  
 Shim Set

<p><b>COMPLETE GEAR SET</b></p> <ul style="list-style-type: none"> <li>- Forward/Pinion/Reverse</li> <li>- Forward Gear Bearing GLM No. 21820</li> <li>- Pinion Nut GLM No. 11190</li> <li>- Shim Sets GLM No. 23210, 23221</li> </ul>	<p><b>GLM No. 11665</b></p>	<p>OEM No. N/A</p>
<p><b>FORWARD &amp; PINION SET</b></p> <ul style="list-style-type: none"> <li>- Forward/Pinion</li> <li>- Forward Gear Bearing GLM No. 21820</li> <li>- Pinion Nut GLM No. 11190</li> <li>- Shim Sets GLM No 23210, 23221</li> </ul>	<p><b>GLM No. 11675</b></p>	<p>OEM No. 43-803615T2</p>
<p><b>REVERSE GEAR</b></p> <ul style="list-style-type: none"> <li>- 6 Jaw with Thrust Spacer</li> </ul>	<p><b>GLM No. 11685</b></p>	<p>OEM No. 43-828175A1</p>

# Mercury / Mariner / Force

LOWER GEAR HOUSING GEARS - V6 150 (XR4, MAG III), 175, 200, 200 EFI, 220 HP

## V6 150 (XR4, MAG III), 150 EFI Standard Rotation

Serial No. OD082000-OG437999

## V6 175, 175 EFI Standard Rotation

Serial No. 661875-OG437999

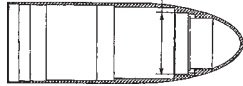
## V6 200, 200 EFI Standard Rotation

Serial No. 6625221-OG437999

## V6 220 HP Standard Rotation

Serial No. B117316 & Up

Forward Gear Bearing O.D.  
Fits Housings 3.5433" / 90mm I.D.



All Models use Ratcheting Style Clutch No. 11062

1.87:1 Ratio (15:28 Teeth)



<p><b>COMPLETE GEAR SET</b></p> <ul style="list-style-type: none"> <li>- Forward/Pinion/Reverse</li> <li>- Forward Gear Bearing GLM No. 21830</li> <li>- Pinion Nut GLM No. 11190</li> <li>- Shim Sets GLM No. 23210, 23220</li> </ul>	<p><b>GLM No. 11440</b></p>	<p>OEM No. 43-44104A2</p>
<p><b>FORWARD &amp; PINION SET</b></p> <ul style="list-style-type: none"> <li>- Forward/Pinion</li> <li>- Forward Gear Bearing GLM No. 21830</li> <li>- Pinion Nut GLM No. 11190</li> <li>- Shim Sets GLM No 23210, 23220</li> </ul>	<p><b>GLM No. 11450</b></p>	<p>OEM No. 43-44104A8</p>
<p><b>REVERSE GEAR</b></p> <ul style="list-style-type: none"> <li>- 6 Jaw with Thrust Spacer</li> </ul>	<p><b>GLM No. 11460</b></p>	<p>OEM No. 43-824986A2</p>

# Mercury / Mariner / Force

LOWER GEAR HOUSING GEARS - V6 200, 225 (3.0L DFI), 225, 250 (3.0L)

## V6 200, 225 (3.0L DFI) Standard Rotation Serial No. OG438000 & Up V6 225, 250 (3.0L) Standard Rotation EFI Serial No. OG438000 & Up

All Models use Non-Ratcheting Style Clutch No. 11064

1.75:1 Ratio (12:21 Teeth)

Forward Gear Bearing O.D.  
Fits Housings 3.265" / 82.93mm I.D.



<p><b>COMPLETE GEAR SET</b></p> <ul style="list-style-type: none"> <li>- Forward/Pinion/Reverse</li> <li>- Forward Gear Bearing GLM No. 21820</li> <li>- Pinion Nut GLM No. 11190</li> <li>- Shim Sets GLM No. 23210, 23221</li> <li>- Seal Kit GLM No. 87513</li> </ul>	<b>GLM No. 11700</b>	OEM No. N/A
<p><b>FORWARD &amp; PINION SET</b></p> <ul style="list-style-type: none"> <li>- Forward/Pinion</li> <li>- Forward Gear Bearing GLM No. 21820</li> <li>- Pinion Nut GLM No. 11190</li> <li>- Shim Sets GLM No 23210, 23221</li> </ul>	<b>GLM No. 11710</b>	OEM No. 43-859321A3
<p><b>REVERSE GEAR</b></p> <ul style="list-style-type: none"> <li>- 6 Jaw with Thrust Spacer</li> </ul>	<b>GLM No. 11720</b>	OEM No. 43-859322A1

# Mercury / Mariner / Force

## LOWER GEAR HOUSING GEARS - V6 225, 250 (3.0L CARB)

### V6 225 Sea Pro (3.0L Carb)

Serial No. OG245605-OG437999

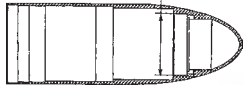
### V6 225 (3.0L Carb)

Serial No. OD280813-OG437999

All Models use  
Ratcheting Style Clutch No. 11060

1.62:1 Ratio (13:21 Teeth)

Forward Gear Bearing O.D.  
Fits Housings 3.265" / 82.93mm I.D.



No. 11190  
Pinion Nut

No. 11092  
Forward & Pinion Set

No. 11012  
Thrust Spacer

No. 11013  
Reverse Gear

No. 21593  
Bearing

No. 23221  
Shim Set

<p><b>COMPLETE GEAR SET</b></p> <ul style="list-style-type: none"> <li>- Forward/Pinion/Reverse</li> <li>- Pinion Bearing GLM No. 21610</li> <li>- Pinion Nut GLM No. 11190</li> <li>- Forward Gear Bearing GLM No. 21593</li> </ul>	<p><b>GLM No. 11313</b></p>	<p>OEM No. N/A</p>
<p><b>FORWARD &amp; PINION SET</b></p> <ul style="list-style-type: none"> <li>- Forward/Pinion</li> <li>- Forward Gear Bearing GLM No. 21593</li> </ul>	<p><b>GLM No. 11092</b></p>	<p>OEM No. 43-878087A2</p>
<p><b>REVERSE GEAR</b></p> <ul style="list-style-type: none"> <li>- 6 Jaw with Thrust Spacer</li> </ul>	<p><b>GLM No. 11013</b></p>	<p>OEM No. 43-828073A1</p>

# Mercury / Mariner / Force

## LOWER GEAR HOUSING GEARS APPLICATIONS

Model	Year	Country	Serial No. Range	Complete Gear Set	Forward & Pinion	Reverse Gear	Forward Bearing
40 (4-Cyl.)	1989-Up	USA	0C159200 and Up	11442	11452	11462	21630
40 (4-Cyl.)	1989-Up	BEL	9570790 and Up	11442	11452	11462	21630
45 (4-Cyl.)	1986	USA	5531630 and Up	11442	11452	11462	21630
45 (4-Cyl.)	1986	AUS	8063985 and Up	11442	11452	11462	21630
45 (4-Cyl.)	1986	BEL	9248006 and Up	11442	11452	11462	21630
45 (4-Cyl.)	1986	CAN	7143688 and Up	11442	11452	11462	21630
50 (4-Cyl.)	1980-85	USA	5531630 and Up	11442	11452	11462	21630
50 (4-Cyl.)	1980-85	AUS	8063985 and Up	11442	11452	11462	21630
50 (4-Cyl.)	1980-85	BEL	9248006 and Up	11442	11452	11462	21630
50 (4-Cyl.)	1980-85	CAN	7143688 and Up	11442	11452	11462	21630
40 (3-Cyl.)	1997-98	USA	0G531301 and Up	11444	11454	11464	21581
40 (3-Cyl.)	1997-98	BEL	9973100 and Up	11444	11454	11464	21581
50 (3-Cyl.)	1991-95	USA	0D000750-0G589999	11552	11562	11572	21541
50 (3-Cyl.)	1991-95	BEL	9683055-9973099	11552	11562	11572	21541
50 (3-Cyl.)	1998	USA	0G590000 and Up	11444	11454	11464	21581
50 (3-Cyl.)	1998	BEL	9973100 and Up	11444	11454	11464	21581
55 (3-Cyl.)	1996	USA	0D000750 and Up	11552	11562	11572	21541
55 (3-Cyl.)	1996	BEL	9741042 and Up	11552	11562	11572	21541
60 (3-Cyl.) Standard, Non-Bigfoot	1991-95	USA	0D000750 and Up	11552	11562	11572	21541
60 (3-Cyl.) Standard, Non-Bigfoot	1991-95	BEL	9683055 and Up	11552	11562	11572	21541
60 (3-Cyl.) 3 Jaw Rev. Clutch Bigfoot	1991-95	USA	0D000750-0G589999	11550	11560	11570	21820
60 (3-Cyl.) 3 Jaw Rev. Clutch Bigfoot	1991-95	BEL	9683055-9973099	11550	11560	11570	21820
60 (3-Cyl.) 6 Jaw Rev. Clutch Bigfoot	1991-95	USA	0D000750-0G589999	11555	11565	11575	21820
60 (3-Cyl.) 6 Jaw Rev. Clutch Bigfoot	1991-95	BEL	9683055-9973099	11555	11565	11575	21820
60 (3-Cyl.) 6 Jaw Rev. Clutch Bigfoot	1998	USA	590000 and Up	11555	11565	11575	21820
60 (3-Cyl.) 6 Jaw Rev. Clutch Bigfoot	1998	BEL	9973100 and Up	11555	11565	11575	21820
70 (3-Cyl.) 3 Jaw Rev. Clutch	1987	USA	0A996142-0C221999	11550	11560	11570	21820
70 (3-Cyl.) 3 Jaw Rev. Clutch	1987	BEL	9483121-9589038	11550	11560	11570	21820
70 (3-Cyl.) 6 Jaw Rev. Clutch	1987	USA	0A996142-0C221999	11555	11565	11575	21820
70 (3-Cyl.) 6 Jaw Rev. Clutch	1987	BEL	9483121-9589038	11555	11565	11575	21820
75 (3-Cyl.) 3 Jaw Rev. Clutch	1990-93	USA	0A996142 and Up	11550	11560	11570	21820
75 (3-Cyl.) 3 Jaw Rev. Clutch	1990-93	BEL	9483121 and Up	11550	11560	11570	21820
75 (3-Cyl.) 6 Jaw Rev. Clutch	1994-98	USA	0A996142 and Up	11555	11565	11575	21820
75 (3-Cyl.) 6 Jaw Rev. Clutch	1994-98	BEL	9483121 and Up	11555	11565	11575	21820
80 (3-Cyl.) 3 Jaw Rev. Clutch	1987	USA	0A996142-0C221999	11550	11560	11570	21820
80 (3-Cyl.) 3 Jaw Rev. Clutch	1987	BEL	9483121-9589038	11550	11560	11570	21820
80 (3-Cyl.) 6 Jaw Rev. Clutch	1987	USA	0A996142-0C221999	11555	11565	11575	21820
80 (3-Cyl.) 6 Jaw Rev. Clutch	1987	BEL	9483121-9589038	11555	11565	11575	21820
90 (3-Cyl.) 3 Jaw Rev. Clutch	1987	USA	0A996142 and Up	11550	11560	11570	21820
90 (3-Cyl.) 3 Jaw Rev. Clutch	1987	BEL	9483121 and Up	11550	11560	11570	21820
90 (3-Cyl.) 6 Jaw Rev. Clutch	1987	USA	0A996142 and Up	11555	11565	11575	21820
90 (3-Cyl.) 6 Jaw Rev. Clutch	1987	BEL	9483121 and Up	11555	11565	11575	21820
100 (4-Cyl.) 3 Jaw Rev. Clutch	1988-93	USA	0B209468 and Up	11556	11566	11576	21820
100 (4-Cyl.) 3 Jaw Rev. Clutch	1988-93	BEL	9523034 and Up	11556	11566	11576	21820
100 High Altitude 3 Jaw Rev. Clutch	1988-93	USA	0B209468 and Up	11550	11560	11570	21820
100 High Altitude 3 Jaw Rev. Clutch	1988-93	BEL	9523034 and Up	11550	11560	11570	21820
100 (4-Cyl.) 6 Jaw Rev. Clutch	1988-98	USA	0B209468 and Up	11557	11567	11577	21820
100 (4-Cyl.) 6 Jaw Rev. Clutch	1988-98	BEL	9523034 and Up	11557	11567	11577	21820
100 High Altitude 6 Jaw Rev. Clutch	1988-93	USA	0B209468 and Up	11555	11565	11575	21820
100 High Altitude 6 Jaw Rev. Clutch	1988-93	BEL	9523034 and Up	11555	11565	11575	21820
115 (4-Cyl.) 3 Jaw Rev. Clutch	1988-93	USA	0C100000 and Up	11556	11566	11576	21820
115 (4-Cyl.) 3 Jaw Rev. Clutch	1988-93	BEL	9559771 and Up	11556	11566	11576	21820
115 High Altitude 3 Jaw Rev. Clutch	1989-93	USA	0C100000 and Up	11550	11560	11570	21820
115 High Altitude 3 Jaw Rev. Clutch	1989-93	BEL	9559771 and Up	11550	11560	11570	21820
115 (4-Cyl.) 6 Jaw Rev. Clutch	1989-93	USA	0C100000 and Up	11557	11567	11577	21820
115 (4-Cyl.) 6 Jaw Rev. Clutch	1989-93	BEL	9559771 and Up	11557	11567	11577	21820
115 High Altitude 6 Jaw Rev. Clutch	1989-93	USA	0C100000 and Up	11555	11565	11575	21820
115 High Altitude 6 Jaw Rev. Clutch	1989-93	BEL	9559771 and Up	11555	11565	11575	21820
125 (4-Cyl.) 3 Jaw Rev. Clutch	1994-98	USA	0D283222 and Up	11556	11566	11576	21820
125 (4-Cyl.) 3 Jaw Rev. Clutch	1994-98	BEL	9793577 and Up	11556	11566	11576	21820
125 High Altitude 3 Jaw Rev. Clutch	1994-98	USA	0D283222 and Up	11550	11560	11570	21820
125 High Altitude 3 Jaw Rev. Clutch	1994-98	BEL	9793577 and Up	11550	11560	11570	21820
125 (4-Cyl.) 6 Jaw Rev. Clutch	1994-98	USA	0D283222 and Up	11557	11567	11577	21820
125 (4-Cyl.) 6 Jaw Rev. Clutch	1994-98	BEL	9793577 and Up	11557	11567	11577	21820
125 High Altitude 6 Jaw Rev. Clutch	1994-98	USA	0D283222 and Up	11555	11565	11575	21820
125 High Altitude 6 Jaw Rev. Clutch	1994-98	BEL	9793577 and Up	11555	11565	11575	21820





# Mercury / Mariner / Force

## LOWER GEAR HOUSING GEARS APPLICATIONS

Model	Year	Country	Serial No. Range	Complete Gear Set	Forward & Pinion	Reverse Gear	Forward Bearing
V-135 Std. Rotation, 2:1 Ratio, Ratcheting	1986-88	USA	0A904646-0G437999	11660	11670	11680	21830
V-135 Counter Rotation, Ratcheting	1989-90	USA	0C100861-0G437999	-	-	-	21830
V-135 Std. Rotation, 2:1 Ratio, Non-Ratcheting	1997-04	USA	0G438000 and Up	-	-	-	21820
V-135 Counter Rotation, Non-Ratcheting	1997-04	USA	0G438000 and Up	-	-	-	21820
V-135 DFI Std. Rotation, 2:1, Non-Ratcheting	1998-04	USA	0G590000 and Up	-	-	-	21820
V-135 DFI Counter Rotation, Non-Ratcheting	1998-04	USA	0G590000 and Up	-	-	-	-
V-150 Std. Rotation, 2:1 Ratio, Ratcheting	1985	USA	6616991-0A904645	11770	11780	11790	21830
V-150 Std. Rotation, 2:1 Ratio, Ratcheting	1986-88	USA	0A904646-0G437999	11660	11670	11680	21830
V-150 Counter Rotation, 2:1, Ratcheting	1989-90	USA	0C100861-0G437999	-	-	-	21820
V-150 (XR4, MAG II) w/ 4-1/4" Dia. Torpedo	1988-91	USA	0C239553-04303045	-	-	-	21830
V-150 (XR4, MAG III) w/ 4-1/4" Dia. Torpedo	1988-91	USA	0D082000-0G437999	11440	11450	11460	21830
V-150 EFI Std. Rotation, 1.87:1, Ratcheting	1993-95	USA	0D082000-0G437999	11440	11450	11460	21830
V-150 EFI Counter Rotation, 1.87:1, Ratcheting	1993-95	USA	0D082000-0G437999	-	-	N.L.A.	-
V-150 Std. Rotation, 2:1, Non-Ratcheting	1996-98	USA	0G438000 and Up	-	-	-	21820
V-150 Counter Rotation, Non-Ratcheting	1996-98	USA	0G438000 and Up	-	-	-	-
V-150 (XR6, MAG III) Std. Rot., 1.87:1, Non-Ratcheting	1996-98	USA	0G438000 and Up	11665	11675	11685	21820
V-150 EFI Std. Rot., 1.87:1, Non-Ratcheting	1996-98	USA	0G438000 and Up	11665	11675	11685	21820
V-150 EFI Counter Rot., 1.87:1, Non-Ratcheting	1996-98	USA	0G438000 and Up	-	-	-	-
V-150 DFI Std. Rot., 1.87:1, Non-Ratcheting	1998	USA	0G590000 and Up	11665	11675	11685	21820
V-150 DFI Counter Rot., 1.87:1, Non-Ratcheting	1998	USA	0G590000 and Up	-	-	-	-
V-175 Std. Rot., w/ pre-load pin in drive shaft	1980-81	USA	5393737-6618750	11770	11780	11790	21830
V-175 Std. Rot., w/ pre-load pin in drive shaft	1980-81	AUS	8064250 and Up	11770	11780	11790	21830
V-175 Std. Rot., 1.87:1 Ratio, Ratcheting	1985-88	USA	6618751-0G437999	11440	11450	11460	21830
V-175 Counter Rot., 1.87:1 Ratio, Ratcheting	1985-88	USA	6618751-0G437999	-	-	-	21830
V-175 EFI Std. Rot., 1.87:1, Ratcheting	1991	USA	0D000750-0G437999	11440	11450	11460	21830
V-175 EFI Counter Rot., 1.87:1, Ratcheting	1991	USA	0D082000-0G437999	-	-	-	21830
V-175 Std. Rot., 1.87:1, Non-Ratcheting	1996-98	USA	0G438000 and Up	11665	11675	11685	21820
V-175 Counter Rot., 1.87:1, Non-Ratcheting	1996-98	USA	0G438000 and Up	-	-	-	21820
V-175 EFI Std. Rot., 1.87:1, Non-Ratcheting	1996-98	USA	0G438000 and Up	11665	11675	11685	21820
V-175 Counter Rot., 1.87:1, Non-Ratcheting	1996-98	USA	0G438000 and Up	-	-	-	21820
V-200 Std. Rot. w/ pre-load pin in drive shaft	1978-79	USA	5393737-6073191	11770	11780	11790	21830
V-200 Std. Rot. w/ pre-load pin in drive shaft	1980-81	AUS	8061595-8065672	11770	11780	11790	21830
V-200 Std. Rot. w/ pre-load pin in drive shaft	1982-84	USA	6073192-6625220	-	-	-	21830
V-200 Std. Rot., 1.87:1, Ratcheting	1985-88	USA	6625221-0C291519	11440	11450	11460	21830
V-200 Counter Rot., 1.87:1, Ratcheting	1989-90	USA	0C100861-0G437999	-	-	N.L.A.	N/A
V-200 Std. Rot., 1.87:1, Ratcheting	1991	USA	0C291520-0G437999	11440	11450	11460	21830
V-200 EFI Std. Rot., 1.87:1, Ratcheting	1989-90	USA	0C100861-0C291519	11440	11450	11460	21830
V-200 EFI Std. Rot., 1.87:1, Ratcheting	1991	USA	0C291520-0G437999	11440	11450	11460	21830
V-200 EFI Counter Rot., 1.87:1, Ratcheting	1992-95	USA	0D082000-0G437999	-	-	-	21830
V-200 DFI Std. Rot., 1.87:1, Ratcheting	1997-04	USA	0G437999	11470	11480	11490	21590
V-200 DFI Std. Rot., 1.75:1, Non-Ratcheting	1997	USA	0G438000 and Up	11700	11710	11720	21820
V-200 DFI Counter Rot., 1.75:1, Non-Ratcheting	1997	USA	0G386496-0G437999	-	-	-	21590
V-200 Std. Rot., 1.87:1, Non-Ratcheting	1996-98	USA	0G438000 and Up	11665	11675	11685	21820
V-200 Counter Rot., 1.87:1, Non-Ratcheting	1996-98	USA	0G438000 and Up	-	-	-	21820
V-200 EFI Std. Rot., 1.87:1, Non-Ratcheting	1996-98	USA	0G438000 and Up	11665	11675	11685	21820
V-200 Counter Rot., 1.87:1, Non-Ratcheting	1996-98	USA	0G438000 and Up	-	-	-	21820
V-200 DFI Counter Rot., 1.75:1, Non-Ratcheting	1997	USA	0G438000 and Up	-	-	-	21820
200 (3.0L) DFI Std. Rot., 1.75:1 Ratio	1998	USA	0G590000 and Up	11700	11710	11720	21820
200 (3.0L) Std. Rot., 1.75:1 Ratio	1998	USA	0G590000 and Up	11700	11710	11720	21820
225 (3.0L) DFI Std. Rot., 1.75:1 Ratio	1998	USA	0G590000 and Up	11700	11710	11720	21820
225 (3.0 Carb) Sea Pro Std. Rot., 1.62:1	1994-98	USA	0G437999 and Below	11312	11091	11013	21590/21593
225 (3.0 Carb) Sea Pro Std. Rot., 1.75:1	1994-98	USA	0G437999 and Below	11470	11480	11490	21590/21593
V-220 Std. Rot., 1.87:1 Ratio	1987-88	USA	B117316 and Up	11440	11450	11460	21830
V-225 Std. Rot., w/ pre-load pin in drive shaft	1980-81	USA	5628028 and Up	-	-	-	21830
225 (3.0 Carb) Std. Rot., 1.62:1 Ratio	1994-98	USA	0D280813 and Up	11312	11091	11013	21590/21593
225 (3.0L) EFI Std. Rot., 1.75:1 Ratio	1995-98	USA	0G129222-0G437999	11470	11480	11490	21820
225 (3.0L) EFI Std. Rot., 1.75:1 Ratio	1995-98	USA	0G438000 and Up	11700	11710	11720	21820
225 (3.0L) EFI Std. Rot., 1.87:1 Ratio	1995-98	USA	0G438000 and Up	11730	11740	11750	21820
250 (3.0L) EFI Std. Rot., 1.75:1 Ratio	1995-98	USA	0G129222-0G437999	11700	11710	11720	21820
250 (3.0L) EFI Std. Rot., 1.75:1 Ratio	1995-98	USA	0G438000 and Up	11700	11710	11720	21820
250 (3.0L) EFI Std. Rot., 1.87:1 Ratio	1995-98	USA	0G438000 and Up	11730	11740	11750	21820
250 / 275 Std. Rotation	1989-94	USA	C101891 and Up	-	-	-	21590



# Section 4

---

## Mercury / Mariner / Force Gearcase Shift Components

<i>Shift Components - 25-50 HP (2 &amp; 3-Cyl.)</i> .....	54
<i>Shift Components - 35-70 HP (2, 3 &amp; 4-Cyl.)</i> .....	54
<i>Shift Components - 50, 55, 60 HP (3-Cyl.)</i> .....	55
<i>Shift Components - 50, 60-125 HP (3 &amp; 4-Cyl.)</i> .....	55
<i>Shift Components - L4, L6 &amp; V6</i> .....	56
<i>Shift Components - V6 (3.0L)</i> .....	56
<i>Shift Components Applications</i> .....	57-58

# Mercury / Mariner / Force

## SHIFT COMPONENTS - 25-50 HP (2 & 3-CYL.)

### No. 11047

SPRING  
OEM: 24-38114



### No. 21106

CROSS PIN  
OEM: 17-85093



### No. 11066

CLUTCH DOG  
OEM: 52-812314T



### No. 21019

CABLE TIE  
OEM: 823548



### No. 89083

BOOT  
OEM: 822158



### No. 11186

CAM FOLLOWER  
OEM: 821578



### No. 11046

SPRING  
OEM: 24-826199-1



### No. 82230

O-RING  
OEM: 25-26855



### No. 45230

O-RING  
OEM: 25-85594



### No. 11950

CLUTCH & CAM  
FOLLOWER KIT  
OEM: 52-803486T1



### No. 21490

WASHER  
OEM: 12-29245



## SHIFT COMPONENTS - 35-70 HP (2, 3 & 4-CYL.)

### No. 11047

SPRING  
OEM: 24-38114



### No. 21107

CROSS PIN  
OEM: 17-38113



### No. 11065

CLUTCH DOG  
OEM: 52-92911T



### No. 30030

GASKET  
OEM: 12-77674



### No. 85581

OIL SEAL  
OEM: 26-816464-1



### No. 11187

CAM FOLLOWER  
OEM: 38441



### No. 21091

SLIDE  
OEM: 20843



### No. 11184

SHIFT CAM  
OEM: 76039-4



### No. 11049

SPRING  
OEM: 24-39845



### No. 21020

BUSHING ASSY.  
w/ OIL SEAL  
OEM: 23-77631A2



### No. 81180

O-RING  
OEM: 25-25439



### No. 11960

CLUTCH & CAM  
FOLLOWER KIT  
OEM: 52-803492T1



### No. 21136

RETAINING RING  
OEM: 53-29641



# Mercury / Mariner / Force

## SHIFT COMPONENTS - 50, 55, 60 HP (3-CYL.)

### No. 11050

SPRING  
OEM: 24-30893



### No. 21107

CROSS PIN  
OEM: 17-38113



### No. 11063

CLUTCH DOG  
OEM: 52-850048T



### No. 85581

OIL SEAL  
OEM: 26-816464-1



### No. 21022

BUSHING ASSY.  
w/ OIL SEAL  
OEM:  
23-813696A2



### No. 11188

CAM FOLLOWER  
OEM: 812929-1



### No. 21091

SLIDE  
OEM: 20843



### No. 11184

SHIFT CAM  
OEM: 76039-4



### No. 11048

SPRING  
OEM: 24-815418




### No. 81200

O-RING  
OEM: 25-45258



### No. 11940

CLUTCH & CAM  
FOLLOWER KIT  
OEM: 52-803487T1



### No. 21136

RETAINING RING  
OEM: 53-29641



## SHIFT COMPONENTS - 55, 60-125 HP (3 & 4-CYL.)

### No. 11050

SPRING  
OEM: 24-30893



### No. 21131

CROSS PIN  
OEM: 17-30632



### No. 11061

CLUTCH DOG  
3 JAW  
OEM: 52-822539T



### No. 11063

CLUTCH DOG  
6 JAW  
OEM: 52-850048T



### No. 85581

OIL SEAL  
OEM: 26-816464-1



### No. 21024

BUSHING ASSY.  
w/ OIL SEAL  
OEM:  
23-43052A4



### No. 11034

SPRING  
3 JAW  
OEM: 24-30622



### No. 11036

SPRING  
6 JAW  
OEM: 24-850327



### No. 11182

CAM FOLLOWER KIT  
OEM: 850315A1



### No. 11184

SHIFT CAM  
3 JAW  
OEM: 76039-4



### No. 11185

SHIFT CAM  
6 JAW  
OEM: 850307



### No. 81275

O-RING  
OEM: 25-45710-1



### No. 11900

CLUTCH & CAM  
FOLLOWER KIT - 3 JAW  
OEM: 52-803488T1



### No. 11910

CLUTCH & CAM  
FOLLOWER KIT - 6 JAW  
OEM: 52-803489T1



### No. 21136

RETAINING RING  
OEM: 53-29641





# Mercury / Mariner / Force

## SHIFT COMPONENTS - L4, L6 & V6

**No. 11050**  
SPRING  
OEM: 24-30893



For 11060, 11061  
& 11064

**No. 11060**  
CLUTCH DOG  
OEM: 52-853594T



**No. 11061**  
CLUTCH DOG  
OEM: 52-822539T



**No. 11064**  
CLUTCH DOG  
OEM: 52-859340T



**No. 26420**  
ROD KIT  
OEM: 79911A1



**No. 11180**  
CAM FOLLOWER KIT  
OEM: 89594A1



**No. 26430**  
ROD  
OEM: 828827



**No. 30030**  
GASKET  
OEM: 12-77674



**No. 85581**  
OIL SEAL  
OEM:  
26-816464-1



**No. 21020**  
BUSHING ASSY.  
w/ OIL SEAL  
OEM: 23-77631A2



**No. 11059**  
SPRING  
OEM: 24-78962



For 11062

**No. 11062**  
CLUTCH DOG  
OEM: 52-823174T



**No. 21131**  
CROSS PIN  
OEM: 17-30632



For 11050

**No. 21102**  
CROSS PIN  
OEM: 17-78905



For 11059

**No. 21103**  
DETENT PIN  
OEM: 17-78909



**No. 21104**  
DETENT PIN  
OEM: 17-828356



**No. 81180**  
O-RING  
OEM: 25-25439



**No. 21136**  
RETAINING RING  
OEM: 341280



**No. 11920**  
CLUTCH & CAM  
FOLLOWER KIT  
W/ RATCHETING  
CLUTCH  
OEM: 52-803490T1



**No. 11930**  
CLUTCH & CAM  
FOLLOWER KIT  
W/ NON-RATCHETING  
CLUTCH  
OEM: 52-803491T1



**No. 21150**  
SHIFT SHAFT  
OEM: 76062A1

## SHIFT COMPONENTS - V6 (3.0L)

**No. 11050**  
SPRING  
OEM: 24-30893



**No. 21131**  
CROSS PIN  
OEM: 17-30632



**No. 11060**  
CLUTCH DOG  
OEM: 52-853594T



**No. 11064**  
CLUTCH DOG  
OEM: 52-859340T



**No. 30030**  
GASKET  
OEM: 12-77674



**No. 85581**  
OIL SEAL  
OEM:  
26-816464-1



**No. 21104**  
DETENT PIN  
OEM: 17-828356



**No. 11030**  
SHIFT SPOOL  
OEM: 818349T1



**No. N/A**  
SHIFT CRANK  
OEM: 823903



**No. 21018**  
BUSHING ASSY.  
w/ OIL SEAL  
OEM: 23-815921A4



**No. 81175**  
O-RING  
OEM: 25-36318



# Mercury / Mariner / Force

## SHIFT COMPONENTS APPLICATIONS

Model	Year	Country	Serial No. Range	Clutch/Cam Follower Kit	Clutch Dog
40 (4-Cyl.)	1989-Up	USA	0C159200 and Up	11960	11065
40 (4-Cyl.)	1989-Up	BEL	9570790 and Up	11960	11065
45 (4-Cyl.)	1986	USA	5531630 and Up	11960	11065
45 (4-Cyl.)	1986	AUS	8063985 and Up	11960	11065
45 (4-Cyl.)	1986	BEL	9248006 and Up	11960	11065
45 (4-Cyl.)	1986	CAN	7143688 and Up	11960	11065
50 (4-Cyl.)	1980-85	USA	5531630 and Up	11960	11065
50 (4-Cyl.)	1980-85	AUS	8063985 and Up	11960	11065
50 (4-Cyl.)	1980-85	BEL	9248006 and Up	11960	11065
50 (4-Cyl.)	1980-85	CAN	7143688 and Up	11960	11065
40 (3-Cyl.)	1997-98	USA	0G531301 and Up	11950	11066
40 (3-Cyl.)	1997-98	BEL	9973100 and Up	11950	11066
50 (3-Cyl.)	1991-95	USA	0D000750-0G589999	11940	11063
50 (3-Cyl.)	1991-95	BEL	9683055-9973099	11940	11063
50 (3-Cyl.)	1998	USA	0G590000 and Up	11950	11066
50 (3-Cyl.)	1998	BEL	9973100 and Up	11950	11066
55 (3-Cyl.)	1996	USA	0D000750 and Up	11940	11063
55 (3-Cyl.)	1996	BEL	9741042 and Up	11940	11063
60 (3-Cyl.) Standard, Non Bigfoot	1991-95	USA	0D000750 and Up	11940	11063
60 (3-Cyl.) Standard, Non Bigfoot	1991-95	BEL	9683055 and Up	11940	11063
60 (3-Cyl.) 3 Jaw Rev. Clutch Bigfoot	1991-95	USA	0D000750-0G589999	11900	11061
60 (3-Cyl.) 3 Jaw Rev. Clutch Bigfoot	1991-95	BEL	9683055-9973099	11900	11061
60 (3-Cyl.) 6 Jaw Rev. Clutch Bigfoot	1991-95	USA	0D000750-0G589999	11910	11063
60 (3-Cyl.) 6 Jaw Rev. Clutch Bigfoot	1991-95	BEL	9683055-9973099	11910	11063
60 (3-Cyl.) 6 Jaw Rev. Clutch Bigfoot	1998	USA	590000 and Up	11910	11063
60 (3-Cyl.) 6 Jaw Rev. Clutch Bigfoot	1998	BEL	9973100 and Up	11910	11063
70 (3-Cyl.) 3 Jaw Rev. Clutch	1987	USA	0A996142-0C221999	11900	11061
70 (3-Cyl.) 3 Jaw Rev. Clutch	1987	BEL	9483121-9589038	11900	11061
70 (3-Cyl.) 6 Jaw Rev. Clutch	1987	USA	0A996142-0C221999	11910	11063
70 (3-Cyl.) 6 Jaw Rev. Clutch	1987	BEL	9483121-9589038	11910	11063
75 (3-Cyl.) 3 Jaw Rev. Clutch	1990-93	USA	0A996142 and Up	11900	11061
75 (3-Cyl.) 3 Jaw Rev. Clutch	1990-93	BEL	9483121 and Up	11900	11061
75 (3-Cyl.) 6 Jaw Rev. Clutch	1994-98	USA	0A996142 and Up	11910	11063
75 (3-Cyl.) 6 Jaw Rev. Clutch	1994-98	BEL	9483121 and Up	11910	11063
80 (3-Cyl.) 3 Jaw Rev. Clutch	1987	USA	0A996142-0C221999	11900	11061
80 (3-Cyl.) 3 Jaw Rev. Clutch	1987	BEL	9483121-9589038	11900	11061
80 (3-Cyl.) 6 Jaw Rev. Clutch	1987	USA	0A996142-0C221999	11910	11063
80 (3-Cyl.) 6 Jaw Rev. Clutch	1987	BEL	9483121-9589038	11910	11063
90 (3-Cyl.) 3 Jaw Rev. Clutch	1987	USA	0A996142 and Up	11900	11061
90 (3-Cyl.) 3 Jaw Rev. Clutch	1987	BEL	9483121 and Up	11900	11061
90 (3-Cyl.) 6 Jaw Rev. Clutch	1987	USA	0A996142 and Up	11910	11063
90 (3-Cyl.) 6 Jaw Rev. Clutch	1987	BEL	9483121 and Up	11910	11063
100 (4-Cyl.) 3 Jaw Rev. Clutch	1988-93	USA	0B209468 and Up	11900	11061
100 (4-Cyl.) 3 Jaw Rev. Clutch	1988-93	BEL	9523034 and Up	11900	11061
100 High Altitude 3 Jaw Rev. Clutch	1988-93	USA	0B209468 and Up	11900	11061
100 High Altitude 3 Jaw Rev. Clutch	1988-93	BEL	9523034 and Up	11900	11061
100 (4-Cyl.) 6 Jaw Rev. Clutch	1988-98	USA	0B209468 and Up	11910	11063
100 (4-Cyl.) 6 Jaw Rev. Clutch	1988-98	BEL	9523034 and Up	11910	11063
100 High Altitude 6 Jaw Rev. Clutch	1988-93	USA	0B209468 and Up	11910	11063
100 High Altitude 6 Jaw Rev. Clutch	1988-93	BEL	9523034 and Up	11910	11063
115 (4-Cyl.) 3 Jaw Rev. Clutch	1988-93	USA	0C100000 and Up	11900	11061
115 (4-Cyl.) 3 Jaw Rev. Clutch	1988-93	BEL	9559771 and Up	11900	11061
115 High Altitude 3 Jaw Rev. Clutch	1989-93	USA	0C100000 and Up	11900	11061
115 High Altitude 3 Jaw Rev. Clutch	1989-93	BEL	9559771 and Up	11900	11061
115 (4-Cyl.) 6 Jaw Rev. Clutch	1989-93	USA	0C100000 and Up	11910	11063
115 (4-Cyl.) 6 Jaw Rev. Clutch	1989-93	BEL	9559771 and Up	11910	11063
115 High Altitude 6 Jaw Rev. Clutch	1989-93	USA	0C100000 and Up	11910	11063
115 High Altitude 6 Jaw Rev. Clutch	1989-93	BEL	9559771 and Up	11910	11063
125 (4-Cyl.) 3 Jaw Rev. Clutch	1994-98	USA	0D283222 and Up	11900	11061
125 (4-Cyl.) 3 Jaw Rev. Clutch	1994-98	BEL	9793577 and Up	11900	11061
125 High Altitude 3 Jaw Rev. Clutch	1994-98	USA	0D283222 and Up	11900	11061
125 High Altitude 3 Jaw Rev. Clutch	1994-98	BEL	9793577 and Up	11900	11061
125 (4-Cyl.) 6 Jaw Rev. Clutch	1994-98	USA	0D283222 and Up	11910	11063
125 (4-Cyl.) 6 Jaw Rev. Clutch	1994-98	BEL	9793577 and Up	11910	11063
125 High Altitude 6 Jaw Rev. Clutch	1994-98	USA	0D283222 and Up	11910	11063
125 High Altitude 6 Jaw Rev. Clutch	1994-98	BEL	9793577 and Up	11910	11063

# Mercury / Mariner / Force

## SHIFT COMPONENTS APPLICATIONS

Model	Year	Country	Serial No. Range	Clutch/Cam Follower Kit	Clutch Dog
V-135 Std. Rotation, 2:1 Ratio, Ratcheting	1986-88	USA	0A904646-0G437999	11920	11062
V-135 Counter Rotation, Ratcheting	1989-90	USA	0C100861-0G437999	11920	11062
V-135 Std. Rotation, 2:1 Ratio, Non-Ratcheting	1997-04	USA	0G438000 and Up	11930	11064
V-135 Counter Rotation, Non-Ratcheting	1997-04	USA	0G438000 and Up	11930	11064
V-135 DFI Std. Rotation, 2:1, Non-Ratcheting	1998-04	USA	0G590000 and Up	11930	11064
V-135 DFI Counter Rotation, Non-Ratcheting	1998-04	USA	0G590000 and Up	11930	11064
V-150 Std. Rotation, 2:1 Ratio, Ratcheting	1985	USA	6616991-0A904645	11920	11062
V-150 Std. Rotation, 2:1 Ratio, Ratcheting	1986-88	USA	0A904646-0G437999	11920	11062
V-150 Counter Rotation, 2:1, Ratcheting	1989-90	USA	0C100861-0G437999	11920	11062
V-150 (XR4, MAG II) w/ 4-1/4" Dia. Torpedo	1988-91	USA	0C239553-04303045	11900	11061
V-150 (XR4, MAG III) w/ 4-1/4" Dia. Torpedo	1988-91	USA	0D082000-0G437999	11920	11062
V-150 EFI Std. Rotation, 1.87:1, Ratcheting	1993-95	USA	0D082000-0G437999	11920	11062
V-150 EFI Counter Rotation, 1.87:1, Ratcheting	1993-95	USA	0D082000-0G437999	11920	11062
V-150 Std. Rotation, 2:1, Non-Ratcheting	1996-98	USA	0G438000 and Up	11930	11064
V-150 Counter Rotation, Non-Ratcheting	1996-98	USA	0G438000 and Up	11930	11064
V-150 (XR6, MAG III) Std. Rot., 1.87:1, Non-Ratcheting	1996-98	USA	0G438000 and Up	11930	11064
V-150 EFI Std. Rot., 1.87:1, Non-Ratcheting	1996-98	USA	0G438000 and Up	11930	11064
V-150 EFI Counter Rot., 1.87:1, Non-Ratcheting	1996-98	USA	0G438000 and Up	11930	11064
V-150 DFI Std. Rot., 1.87:1, Non-Ratcheting	1998	USA	0G590000 and Up	11930	11064
V-150 DFI Counter Rot., 1.87:1, Non-Ratcheting	1998	USA	0G590000 and Up	11930	11064
V-175 Std. Rot., w/ pre-load pin in drive shaft	1980-81	USA	5393737-6618750	11920	11062
V-175 Std. Rot., w/ pre-load pin in drive shaft	1980-81	AUS	8064250 and Up	11920	11062
V-175 Std. Rot., 1.87:1 Ratio, Ratcheting	1985-88	USA	6618751-0G437999	11920	11062
V-175 Counter Rot., 1.87:1 Ratio, Ratcheting	1985-88	USA	6618751-0G437999	11920	11062
V-175 EFI Std. Rot., 1.87:1, Ratcheting	1991	USA	0D000750-0G437999	11920	11062
V-175 EFI Counter Rot., 1.87:1, Ratcheting	1991	USA	0D082000-0G437999	11920	11062
V-175 Std. Rot., 1.87:1, Non-Ratcheting	1996-98	USA	0G438000 and Up	11920	11062
V-175 Counter Rot., 1.87:1, Non-Ratcheting	1996-98	USA	0G438000 and Up	11930	11064
V-175 EFI Std. Rot., 1.87:1, Non-Ratcheting	1996-98	USA	0G438000 and Up	11930	11064
V-175 Counter Rot., 1.87:1, Non-Ratcheting	1996-98	USA	0G438000 and Up	11930	11064
V-200 Std. Rot. w/ pre-load pin in drive shaft	1978-79	USA	5393737-6073191	11920	11062
V-200 Std. Rot. w/ pre-load pin in drive shaft	1980-81	AUS	8061595-8065672	11920	11062
V-200 Std. Rot. w/ pre-load pin in drive shaft	1982-84	USA	6073192-6625220	11920	11062
V-200 Std. Rot., 1.87:1, Ratcheting	1985-88	USA	6625221-0C291519	11920	11062
V-200 Counter Rot., 1.87:1, Ratcheting	1989-90	USA	0C100861-0G437999	11920	11062
V-200 Std. Rot., 1.87:1, Ratcheting	1991	USA	0C291520-0G437999	11920	11062
V-200 EFI Std. Rot., 1.87:1, Ratcheting	1989-90	USA	0C100861-0C291519	11920	11062
V-200 EFI Std. Rot., 1.87:1, Ratcheting	1991	USA	0C291520-0G437999	11920	11062
V-200 EFI Counter Rot., 1.87:1, Ratcheting	1992-95	USA	0D082000-0G437999	11920	11062
V-200 DFI Std. Rot., 1.87:1, Ratcheting	1997-04	USA	0G437999	11920	11060
V-200 DFI Std. Rot., 1.75:1, Non-Ratcheting	1997	USA	0G438000 and Up	11930	11064
V-200 DFI Counter Rot., 1.75:1, Ratcheting	1997	USA	0G386496-0G437999	11920	11062
V-200 Std. Rot., 1.87:1, Non-Ratcheting	1996-98	USA	0G438000 and Up	11930	11064
V-200 Counter Rot., 1.87:1, Non-Ratcheting	1996-98	USA	0G438000 and Up	11930	11064
V-200 EFI Std. Rot., 1.87:1, Non-Ratcheting	1996-98	USA	0G438000 and Up	11930	11064
V-200 Counter Rot., 1.87:1, Non-Ratcheting	1996-98	USA	0G438000 and Up	11930	11064
V-200 DFI Counter Rot., 1.75:1, Non-Ratcheting	1997	USA	0G438000 and Up	11930	11064
200 (3.0L) DFI Std. Rot., 1.75:1 Ratio	1998	USA	0G590000 and Up	-	11064
200 (3.0L) Std. Rot., 1.75:1 Ratio	1998	USA	0G590000 and Up	-	11064
225 (3.0L) DFI Std. Rot., 1.75:1 Ratio	1998	USA	0G590000 and Up	-	11064
225 (3.0 Carb) Sea Pro Std. Rot., 1.62:1	1994-98	USA	0G437999 and Below	-	11060
225 (3.0 Carb) Sea Pro Std. Rot., 1.75:1	1994-98	USA	0G437999 and Below	-	11060
V-220 Std. Rot., 1.87:1 Ratio	1987-88	USA	B117316 and Up	-	11062
V-225 Std. Rot., w/ pre-load pin in drive shaft	1980-81	USA	5628028 and Up	-	11062
225 (3.0 Carb) Std. Rot., 1.62:1 Ratio	1994-98	USA	0D280813 and Up	-	11060
225 (3.0L) EFI Std. Rot., 1.75:1 Ratio	1995-98	USA	0G129222-0G437999	-	11060
225 (3.0L) EFI Std. Rot., 1.75:1 Ratio	1995-98	USA	0G438000 and Up	-	11064
225 (3.0L) EFI Std. Rot., 1.87:1 Ratio	1995-98	USA	0G438000 and Up	-	11064
250 (3.0L) EFI Std. Rot., 1.75:1 Ratio	1995-98	USA	0G129222-0G437999	-	11060
250 (3.0L) EFI Std. Rot., 1.75:1 Ratio	1995-98	USA	0G438000 and Up	-	11064
250 (3.0L) EFI Std. Rot., 1.87:1 Ratio	1995-98	USA	0G438000 and Up	-	11064
250 / 275 Std. Rotation	1989-94	USA	C101891 and Up	-	N/A



## Section 5

### Mercury / Mariner / Force Propeller Shaft & Drive Shaft Components

<i>Prop Shaft Identification</i> .....	60
<i>Prop Shaft Components - 25, 30, 40, 50 HP (2 &amp; 3-Cyl.)</i> .....	61
<i>Prop Shaft Components - 35-70 HP (2, 3 &amp; 4-Cyl.)</i> .....	61
<i>Prop Shaft Components - 50, 55, 60 HP (3-Cyl.)</i> .....	62
<i>Prop Shaft Components - 55, 60-120 HP (3 &amp; 4-Cyl.)</i> .....	62
<i>Prop Shaft Components - L4, L6 &amp; V6 (65-225 HP)</i> .....	63
<i>Prop Shaft Components - V6 3.0L (200 DFI, 225 Carb, 225 &amp; 250 EFI) ...</i>	63
<i>Upper Drive Shaft Identification (20" Transom)</i> .....	64
<i>Drive Shaft Components - Pre-Load Pin Type Drive Shaft</i> .....	65
<i>Drive Shaft Components - Retaining Nut Type Drive Shaft</i> .....	65
<i>Drive Shaft Components - Non-Retaining Nut Type Drive Shaft</i> .	65
<i>Drive Shaft Components - Alpha Gearcase for L4, L6, V6 (65-225 HP) ...</i>	66
<i>Drive Shaft Components - Late Alpha Gearcase V6 3.0L</i> .....	66

# Mercury / Mariner / Force

## PROP SHAFT IDENTIFICATION

### No. 11152

OEM: 44-93003  
 Early Inline 6 Gearcase  
**Length:** 15-1/4"  
**Carrier Needle Bearing Journal  $\varnothing$ :** 1-3/16"  
**Prop Splines:** 15  
**Prop Thrust Washer:** No. 21301

### No. 11153

OEM: 44-12238T  
 Late 3-Cyl., L4, V6, XR4, XR6 Gearcase  
**Length:** 15-1/2"  
**Carrier Needle Bearing Journal  $\varnothing$ :** 1-3/16"  
**Prop Splines:** 15  
**Prop Thrust Washer:** No. 21350

**DO NOT USE ON BASS  
 TOURNAMENT BOAT  
 ENGINES**

### No. 11155


OEM: 44-850308  
 Late 3 / 4-Cyl. & 3.0L V6 Gearcase  
**Length:** 15-1/2"  
**Carrier Needle Bearing Journal  $\varnothing$ :** 1-3/16"  
**Prop Splines:** 15  
**Prop Thrust Washer:** No. 21350

### No. 11156

OEM: 44-75365  
 2, 3 & 4-Cyl. Small Gearcase  
**Length:** 12-1/2"  
**Carrier Needle Bearing Journal  $\varnothing$ :** 7/8"  
**Prop Splines:** 13  
**Prop Thrust Washer:** No. 21290

### No. 11151

OEM: 44-94148  
 Late V6 Alpha Gearcase  
**Length:** 15-1/2"  
**Carrier Needle Bearing Journal  $\varnothing$ :** 1-3/16"  
**Prop Splines:** 15  
**Prop Thrust Washer:** No. 21301





# Mercury / Mariner / Force

## PROP SHAFT COMPONENTS - 25, 30, 40, 50 HP (2 & 3-CYL.)

### Late Small Gearcase

**No. 11428**

PROP SHAFT BEARING  
OEM: 31-21700



**No. 21628**

REVERSE GEAR BEARING  
OEM: 30-20839T



See Section 3 for Gears



**No. 11426**

FORWARD GEAR INSIDE BEARING  
OEM: 31-41326



**No. 21581**

FORWARD GEAR OUTSIDE BEARING  
OEM: 31-99328A1



**No. 85520**

PROP SHAFT OUTER SEAL  
OEM: 26-69189




**No. 85120**

PROP SHAFT INNER SEAL  
OEM: 26-69188



**No. 82310**

O-RING FOR BEARING CARRIER  
OEM: 25-815460



## PROP SHAFT COMPONENTS - 35-70 HP (2, 3 & 4-CYL.)

### Small Gearcase

**No. 11428**

PROP SHAFT BEARING  
OEM: 31-21700



**No. 21628**

REVERSE GEAR BEARING  
OEM: 30-20839T



See Section 3 for Gears



**No. 11427**

FORWARD GEAR INSIDE BEARING  
OEM: 31-21739



**No. 21630**

FORWARD GEAR OUTSIDE BEARING  
OEM: 31-38356A1



**No. 23226**

SHIM SET  
OEM: 15-38374A1



**No. 85520**

PROP SHAFT OUTER SEAL  
OEM: 26-69189



**No. 85120**

PROP SHAFT INNER SEAL  
OEM: 26-69188



**No. 83345**

O-RING FOR BEARING CARRIER  
OEM: 25-31986



**No. 11156**

PROP SHAFT  
OEM: 44-75365



# Mercury / Mariner / Force

## PROP SHAFT COMPONENTS - 50, 55, 60 HP (3-CYL.)

### Late Small Gearcase (3.44in/87.38mm Torpedo Dia.)

**No. 11428**  
PROP SHAFT  
BEARING  
OEM: 31-21700



**No. 21628**  
REVERSE GEAR  
BEARING  
OEM: 30-20839T



See Section  
3 for Gears



**No. 11427**  
FORWARD GEAR  
INSIDE BEARING  
OEM: 31-21739



**No. 21820**  
FORWARD GEAR  
OUTSIDE BEARING  
OEM: 31-30894A1



**No. 23224**  
SHIM SET  
OEM: 15-812770A1



**No. 85520**  
PROP SHAFT  
OUTER SEAL  
OEM: 26-69189



**No. 85120**  
PROP SHAFT  
INNER SEAL  
OEM: 26-69188



**No. 82310**  
O-RING FOR  
BEARING CARRIER  
OEM: 25-815460



## PROP SHAFT COMPONENTS - 55, 60-125 HP (3 & 4-CYL.)

### Late Large Gearcase (4.25in/107.95mm Torpedo Dia.) Bigfoot

**No. 11410**  
PROP SHAFT  
BEARING  
OEM: 31-30956



**No. 22760**  
REVERSE GEAR  
BEARING  
OEM: 30-12578T



**No. 21653**  
THRUST WASHER  
REVERSE GEAR  
OEM: 12-12577



**No. 22750**  
THRUST BEARING  
REVERSE GEAR  
OEM: 31-12576



See Section  
3 for Gears



**No. 11420**  
FORWARD GEAR  
INSIDE BEARING  
OEM: 31-30895



**No. 21820**  
FORWARD GEAR  
OUTSIDE BEARING  
OEM: 31-30894A1



**No. 23221**  
SHIM SET  
OEM: 15-44491A1



**No. 85530**  
PROP SHAFT  
OUTER SEAL  
OEM: 26-70081



**No. 85130**  
PROP SHAFT  
INNER SEAL  
OEM: 26-76868



**No. 11412**  
BEARING CARRIER  
W/ BEARINGS & SEALS  
OEM: 12596T2



**No. 82390**  
O-RING FOR  
BEARING CARRIER  
OEM: 25-97386



**No. 11153**  
PROP SHAFT  
OEM: 44-75365

**No. 11155**  
PROP SHAFT  
OEM: 44-850308



# Mercury / Mariner / Force

## PROP SHAFT COMPONENTS - L4, L6 & V6 (65-225 HP)

### Late Alpha Gearcase (4.75in/120.6mm Torpedo Dia.)

<b>No. 11410</b> PROP SHAFT BEARING OEM: 31-30956	<b>No. 21620</b> REVERSE GEAR BEARING OEM: 30-88957T	See Section 3 for Gears	<b>No. 11430</b> FORWARD GEAR INSIDE BEARING OEM: 31-54928-1	<b>No. 11420</b> FORWARD GEAR INSIDE BEARING OEM: 31-30895T	<b>No. 21820</b> FORWARD GEAR OUTSIDE BEARING OEM: 31-30894A1	<b>No. 21830</b> FORWARD GEAR OUTSIDE BEARING OEM: 31-78172A1	<b>No. 23220</b> SHIM SET OEM: 15-47397A1
---	--	-------------------------	--	---	---	---	---



**No. 85700**  
PROP SHAFT OUTER SEAL  
OEM: 26-12224



**No. 85130**  
PROP SHAFT INNER SEAL  
OEM: 26-76868



**No. 83445**  
O-RING FOR BEARING CARRIER  
OEM: 25-896524



**No. 11155**  
PROP SHAFT  
OEM: 44-850308

**No. 11152**  
PROP SHAFT  
OEM: 44-93003



**No. 11151**  
PROP SHAFT  
OEM: 44-94148



## PROP SHAFT COMPONENTS - V6 3.0L (200 DFI, 225 CARB, 225 & 250 EFI)

### Late 3.0L Alpha Gen II Gearcase

<b>No. 11410</b> PROP SHAFT BEARING OEM: 31-30956	<b>No. 21620</b> REVERSE GEAR BEARING OEM: 30-88957T	<b>No. 23140</b> THRUST RING OEM: 68100-1	<b>No. 11420</b> FORWARD GEAR INSIDE BEARING OEM: 31-30895T	<b>No. 21590</b> FORWARD GEAR OUTSIDE BEARING OEM: 31-35928A1 (For 1.65:1 Ratio)	<b>No. 21593</b> FORWARD GEAR OUTSIDE BEARING OEM: 31-828439A2 (For 1.62:1 Ratio)	<b>No. 21820</b> FORWARD GEAR OUTSIDE BEARING OEM: 31-30894A1 (For 1.75:1 Ratio)	<b>No. 23220</b> SHIM SET OEM: 15-47397A1 (For 21590 Bearing)
---	--	---	---	---	--	---	--



**No. 23221**  
SHIM SET  
OEM: 15-44491A1  
(For 21593, 21820 Gears)



**No. 85700**  
PROP SHAFT OUTER SEAL  
OEM: 26-12224



**No. 85130**  
PROP SHAFT INNER SEAL  
OEM: 26-76868



**No. 11405**  
BEARING CARRIER W/ BEARINGS & SEALS  
OEM: 818763A11



**No. 83445**  
O-RING FOR BEARING CARRIER  
OEM: 25-896524



**No. 11155**  
PROP SHAFT  
OEM: 44-850308



# Mercury / Mariner / Force

## UPPER DRIVE SHAFT IDENTIFICATION (20" TRANSOM)

### No. 11165

OEM: 45-98180  
 35-70 HP Small Gearcase with Pre-Load Pin  
**Length:** 30"  
**Pinion Bearing Journal  $\varnothing$ :** 7/8"  
**Pinion Gear Splines:** 13

### No. 11167

OEM: 45-812731  
 50, 55, 60 HP (3-Cyl.) Late Small Gearcase  
**Length:** 31-1/8"  
**Pinion Bearing Journal  $\varnothing$ :** 7/8"  
**Pinion Gear Splines:** 14

### No. 11160

OEM: 45-43031A1  
 55, 60-125 HP (3 & 4-Cyl.) Late Large Gearcase  
**Length:** 31-7/8"  
**Pinion Bearing Journal  $\varnothing$ :** 1"  
**Pinion Gear Splines:** 17 (with Wear Sleeve Assy.)

### No. 11164

OEM: 45-826736A1  
 55, 60-125 HP (3 & 4-Cyl.) Late Large Gearcase  
**Length:** 31-5/16"  
**Pinion Bearing Journal  $\varnothing$ :** 1"  
**Pinion Gear Splines:** 17 (with Wear Sleeve Assy.)

### No. 11166

OEM: 45-76088A2  
 50, 65, 75 HP (3-Cyl.) Early Small Gearcase with Pre-Load Pin  
**Length:** 30"  
**Pinion Bearing Journal  $\varnothing$ :** 7/8"  
**Pinion Gear Splines:** 13

### No. 11161

OEM: 45-44000-1  
 V6 Late Alpha Gearcase  
**Length:** 32-3/16"  
**Pinion Bearing Journal  $\varnothing$ :** 1-1/8"  
**Pinion Gear Splines:** 13

### No. 11162

OEM: 45-42646  
 Early Inline 6 Gearcase  
**Length:** 30-3/4"  
**Pinion Bearing Journal  $\varnothing$ :** 1"  
**Pinion Gear Splines:** 17

### No. 11163

OEM: 45-98682A1  
 V6 Gearcase with Pre-Load Pin  
**Length:** 32-1/4"  
**Pinion Bearing Journal  $\varnothing$ :** 1"  
**Pinion Gear Splines:** 11

### No. 11140

OEM: 45-816472  
 V6 (3.0L) Late Gearcase  
**Length:** 18-1/4"  
**Pinion Bearing Journal  $\varnothing$ :** 1-1/8"  
**Pinion Gear Splines:** 13



# Mercury / Mariner / Force

## DRIVE SHAFT COMPONENTS

Pre-Load Pin Type Drive Shaft	Retaining Nut Type Drive Shaft	Non-Retaining Nut Type Drive Shaft
<p><b>No. 11165</b> DRIVE SHAFT (LONG) OEM: 45-98180</p>  <p>11165 11166</p>	<p><b>No. 11167</b> DRIVE SHAFT (LONG) OEM: 45-812731</p> 	<p><b>No. 11160</b> DRIVE SHAFT (LONG) OEM: 45-43031A1</p> <p><b>No. 11164</b> DRIVE SHAFT (LONG) OEM: 45-826736A1</p>  <p>11160 11164</p>
<p><b>No. 21585</b> BEARING OEM: 31-77420A1</p> 	<p><b>No. 23208</b> RETAINING NUT OEM: 11-812820-1</p> 	<p><b>No. 22960</b> BEARING OEM: 31-42677A1</p> 
<p><b>No. 23225</b> SHIM SET OEM: 15-92881A1</p> 	<p><b>No. 21585</b> BEARING OEM: 31-77420A1</p> 	<p><b>No. 23222</b> SHIM SET OEM: 15-44492A1</p> 
<p><b>No. 11429</b> PINION BEARING OEM: 31-62091</p> 	<p><b>No. 23223</b> SHIM SET OEM: 15-812769A1</p> 	<p>See Section 3 for Gear Sets</p> 
<p>See Section 3 for Gear Sets</p> 	<p><b>No. N/A</b> PINION BEARING OEM: 31-812768</p> 	<p><b>No. 11190</b> PINION NUT OEM: 11-35921</p> 
<p><b>No. 11192</b> PINION NUT OEM: 11-55910</p> 	<p>See Section 3 for Gear Sets</p> 	
	<p><b>No. 11192</b> PINION NUT OEM: 11-55910</p> 	



# Mercury / Mariner / Force

## DRIVE SHAFT COMPONENTS

### Alpha Gearcase for L4, L6 & V6 (65-225 HP)

**No. 11161**  
DRIVE SHAFT  
OEM: 45-44000-1

**No. 11162**  
DRIVE SHAFT  
OEM: 45-42646

**No. 11163**  
DRIVE SHAFT  
W/ PRE-LOAD PIN  
OEM: 45-98682A1



**No. 23200**  
RETAINING NUT  
OEM: 824519-1



**No. 21580\***  
BEARING -  
For use with No.11161  
OEM: 31-36387A1



**No. 22980\***  
BEARING -  
For use with No.11162  
OEM: 31-69220T

**No. 21570\***  
BEARING -  
For use with No.11163  
OEM: 31-53079A1

**No. 23210**  
SHIM SET  
OEM: 15-42637A1



**No. 21610\*\***  
PINION BEARING -  
For use with  
No.11161  
OEM: 31-42647A1



**No. 22780\*\***  
PINION BEARING -  
For use with  
No.11162 & 11163  
OEM: 31-32898T

See Section 3 for Gear Sets

**No. 32800**  
WASHER  
OEM: 312-92721



**No. 11190**  
PINION NUT  
OEM: 11-35921



**NOTE:**

\* For Drive Shaft No. 11161 use Bearing No. 21580.  
For Drive Shaft No. 11162 use Bearing No. 22980.  
For Drive Shaft No. 11163 use Bearing No. 21570.

\*\* For Drive Shaft No. 11161 use Pinion Bearing No. 21610.  
For Drive Shaft No. 11162 & 11163 use Pinion Bearing No. 22780.

### Late Alpha Gearcase for V6 3.0L

**No. 11140**  
DRIVE SHAFT  
OEM: 45-816472



**No. 23200**  
RETAINING NUT  
OEM: 824519-1



**No. 21580**  
BEARING  
OEM: 31-36387A1



**No. 23210**  
SHIM SET  
OEM: 15-42637A1



**No. 21610**  
PINION BEARING  
OEM: 31-42647A1



See Section 3  
for Gear Sets



**No. 32800**  
WASHER  
OEM: 312-92721



**No. 11190**  
PINION NUT  
OEM: 11-35921



# Section 6

## Mercury / Mariner / Force Water Pumps

<i>Water Pump Impeller Identification .....</i>		68-69
<i>Water Pump Kits - 8, 9.9, 15, 40, 50, 60 EFI HP, 3-Cyl. <b>4-Stroke</b> ....</i>		70
<i>Water Pump Kits - 40-275 HP, 3-Cyl., L4 &amp; L6 Verado <b>4-Stroke</b> ....</i>		71
<i>Water Pump Kits - 15 HP &amp; Below..... <b>2-Stroke</b> ....</i>		72
<i>Water Pump Kits - 15XD-60 HP w/ Metal Pump Housing <b>2-Stroke</b> ....</i>		73
<i>Water Pump Kits - 20-70 HP w/ Small Plastic Pump Housing <b>2-Stroke</b> ....</i>		74
<i>Water Pump Kits - 65-225 HP w/ Large Plastic Pump Housing <b>2-Stroke</b> ....</i>		75
<i>Water Pump Kits - 65-225 HP w/ Large Metal Pump Housing <b>2-Stroke</b> ....</i>		76
<i>Water Pump Kits - 75-140 HP (Force &amp; Chrysler Only).....</i>		77
<i>Water Pump Kits Applications (Force &amp; Chrysler Only).....</i>		77
<i>Water Pump Kits Applications..... <b>4-Stroke</b> ....</i>		78
<i>Water Pump Kits Applications..... <b>2-Stroke</b> ....</i>		79-80

# Mercury / Mariner / Force

## WATER PUMP IMPELLER AND KEY IDENTIFICATION

### Water Pump Impeller & Keys For All Models

These water pump impellers can be divided into two distinct groups.

High volume water pumps use long vane impellers.

High pressure water pumps use short vane impellers.

\*Keys are not included with impellers and need to be ordered separately.

#### High Volume / Long Vane Impellers

##### No. 89451

HIGH VOLUME / LONG VANE IMPELLER

OEM: 47-42038Q02

See Water Pumps

Application Guide for Models

**Outside:**  $\varnothing$  2.3125"

**Inside:**  $\varnothing$  .500"



**No. N/A**

KEY

OEM: 28-42376A2



##### No. 89616

HIGH VOLUME / LONG VANE IMPELLER

OEM: 47-19453T

See Water Pumps

Application Guide for Models

**Outside:**  $\varnothing$  3.125"

**Inside:**  $\varnothing$  .75"



**No. N/A**

KEY

OEM: 28-19699



##### No. 89640

HIGH VOLUME / LONG VANE IMPELLER

OEM: 47-85089-10

See Water Pumps

Application Guide for Models

**Outside:**  $\varnothing$  2.87"

**Inside:**  $\varnothing$  .625"



**No. N/A**

KEY

OEM: 28-85119



##### No. 89630

HIGH VOLUME / LONG VANE IMPELLER

OEM: 47-43026T2

See Water Pumps

Application Guide for Models

**Outside:**  $\varnothing$  3.50"

**Inside:**  $\varnothing$  .875"



**No. 11071**

KEY

OEM: 28-43037

\* Order Separately



##### No. 89890

HIGH VOLUME / LONG VANE IMPELLER

OEM: 47-84797M

See Water Pumps

Application Guide for Models

**Outside:**  $\varnothing$  2.736" (69.5mm)

**Inside:**  $\varnothing$  .630" (16mm)



**No. N/A**

KEY - HALF-MOON

OEM: 28-81603M



#### High Pressure / Short Vane Impellers

##### No. 89830

HIGH PRESSURE / SHORT VANE IMPELLER

OEM: 47-89983

See Water Pumps

Application Guide for Models

**Outside:**  $\varnothing$  2.031"

**Inside:**  $\varnothing$  .75"



**No. N/A**

KEY

OEM: 28-56662



##### No. 89840

HIGH PRESSURE / SHORT VANE IMPELLER

OEM: 47-89994T4

See Water Pumps

Application Guide for Models

**Outside:**  $\varnothing$  2.375"

**Inside:**  $\varnothing$  .875"



**No. 11070**

KEY

OEM: 28-56654

\* Order Separately



##### No. 89450

HIGH PRESSURE / SHORT VANE IMPELLER

OEM: 47-803630T

See Water Pumps

Application Guide for Models

**Outside:**  $\varnothing$  2.25"

**Inside:**  $\varnothing$  .8125"



**No. 89597**

KEY - STAINLESS STEEL HALF-MOON

OEM: 28-F523498























\* Order Separately



# Mercury / Mariner / Force

## WATER PUMP IMPELLER AND KEY IDENTIFICATION

### High Pressure / Short Vane Impellers

<p><b>No. 89810</b> HIGH PRESSURE / SHORT VANE IMPELLER OEM: 47-89981 See Water Pumps Application Guide for Models <b>Outside:</b> <math>\varnothing</math> 1.250" <b>Inside:</b> <math>\varnothing</math> .456"</p>  <p><b>No. N/A</b> KEY OEM: 28-56655</p> 	<p><b>No. 89870</b> HIGH PRESSURE / SHORT VANE IMPELLER OEM: 47-11590M See Water Pumps Application Guide for Models <b>Outside:</b> <math>\varnothing</math> 1.575" (40mm) <b>Inside:</b> <math>\varnothing</math> .453" (11.50mm)</p>  <p><b>No. N/A</b> KEY - HALF-MOON OEM: 28-81912M</p> 	<p><b>No. 89600</b> HIGH PRESSURE / SHORT VANE IMPELLER OEM: 47-22748 See Water Pumps Application Guide for Models <b>Outside:</b> <math>\varnothing</math> 1.250" <b>Inside:</b> <math>\varnothing</math> .456"</p>  <p><b>No. N/A</b> KEY OEM: 28-56655</p> 
<p><b>No. 89850</b> HIGH PRESSURE / SHORT VANE IMPELLER OEM: 47-80395M See Water Pumps Application Guide for Models <b>Outside:</b> <math>\varnothing</math> 1.875" (47.5mm) <b>Inside:</b> <math>\varnothing</math> .438" (11mm)</p>  <p><b>No. N/A</b> KEY - PIN OEM: 17-82355M</p> 	<p><b>No. 89880</b> HIGH PRESSURE / SHORT VANE IMPELLER OEM: 47-84027T See Water Pumps Application Guide for Models <b>Outside:</b> <math>\varnothing</math> 1.575" (40mm) <b>Inside:</b> <math>\varnothing</math> .512" (13mm)</p>  <p><b>No. N/A</b> KEY - HALF-MOON OEM: 28-81912M</p> 	
<p><b>No. 89800</b> HIGH PRESSURE / SHORT VANE IMPELLER OEM: 47-89980 See Water Pumps Application Guide for Models <b>Outside:</b> <math>\varnothing</math> 1.250" <b>Inside:</b> <math>\varnothing</math> .438"</p>  <p><b>No. N/A</b> KEY OEM: 28-56655</p> 	<p><b>No. 89820</b> HIGH PRESSURE / SHORT VANE IMPELLER OEM: 47-89982 See Water Pumps Application Guide for Models <b>Outside:</b> <math>\varnothing</math> 2.000" <b>Inside:</b> <math>\varnothing</math> .625"</p>  <p><b>No. N/A</b> KEY - HALF-MOON OEM: 28-56661</p> 	
<p><b>No. 89860</b> HIGH PRESSURE / SHORT VANE IMPELLER OEM: 47-96305M See Water Pumps Application Guide for Models <b>Outside:</b> <math>\varnothing</math> 1.575" (40mm) <b>Inside:</b> <math>\varnothing</math> 4.438" (11mm)</p>  <p><b>No. N/A</b> KEY - PIN OEM: 17-82355M</p> 	<p><b>No. 89910</b> HIGH PRESSURE / SHORT VANE IMPELLER OEM: 47-97108M See Water Pumps Application Guide for Models <b>Outside:</b> <math>\varnothing</math> 2.047" (52mm) <b>Inside:</b> <math>\varnothing</math> .709" (18mm)</p>  <p><b>No. N/A</b> KEY - HALF-MOON OEM: 28-97089M</p> 	
<p><b>No. 89614</b> HIGH PRESSURE / SHORT VANE IMPELLER OEM: 47-F436065-2 See Water Pumps Application Guide for Models <b>Outside:</b> <math>\varnothing</math> 2.250" <b>Inside:</b> <math>\varnothing</math> .500"</p>  <p><b>No. N/A</b> KEY - PIN OEM: 17-F901563</p> 	<p><b>No. 89615</b> HIGH PRESSURE / SHORT VANE IMPELLER OEM: 47-F462065 See Water Pumps Application Guide for Models <b>Outside:</b> <math>\varnothing</math> 2.2813" <b>Inside:</b> <math>\varnothing</math> .5625"</p>  <p><b>No. N/A</b> KEY - PIN OEM: 17-F901563</p> 	



# Mercury / Mariner / Force

**WATER PUMP KITS 8, 9.9, 15 HP 2-CYL., 40, 50, 60 EFI HP 3-CYL.**

**4-STROKE**

**No. 12051**

COMPLETE WATER PUMP HOUSING KIT  
OEM: 46-42089A5



Fits (1999-Up) 8, 9.9, 15 HP.

**No. 12124**

COMPLETE WATER PUMP HOUSING KIT  
OEM: 46-812966A12



Fits (1991-Up) 40, 50, 60 EFI HP.

**No. 12836**

GROMMET  
OEM: 26-42102-1



**No. 12305**

PUMP BASE  
OEM: 46-420T5



**No. 85182**

TUBE SEAL  
OEM: 859770-1



**No. 37470**

GASKET  
OEM: 27-8M4502052



**No. 12424**

PUMP HOUSING  
OEM: 46-42089A2



**No. 85650**

SEAL  
OEM: 26-42133



**No. 12417**

PUMP HOUSING  
OEM: 14334A3



**No. 12352**

PUMP BASE  
OEM: 46-812966A7



**No. 31178**

WASHER  
OEM: 12-16448  
Kit Contains: 2



**No. 23201**

RETAINER  
OEM: 42375



**No. 31177**

WASHER  
OEM: 12-858234  
Kit Contains: 2



**No. 82250**

O-RING  
OEM: 25-30224



**No. 89451**

IMPELLER  
OEM: 47-42038-2



**No. 22358**

SCREW  
OEM: 10-48408



**No. 89616**

IMPELLER  
OEM: 47-19453T



**No. 86870**

OIL SEAL  
OEM: 26-814670



**No. 12494**

WEAR PLATE  
OEM: 42200



**No. 12837**

SEAL  
OEM: 26-33613



**No. 37490**

GASKET  
OEM: 27-822189



**No. 86860**

OIL SEAL  
OEM: 26-814669



**No. 31230**

GASKET  
OEM: 27-19202



**No. 31220**

GASKET  
OEM: 27-19204-3



**No. 12506**

WEAR PLATE  
OEM: 19700A2



**No. 31170**

GASKET  
OEM: 12-19183-3  
Kit Contains: 3



**No. 85570**

OIL SEAL  
OEM: 26-41365-1  
Kit Contains: 2



**No. 31170**

GASKET  
OEM: 12-19183  
Kit Contains: 2



**No. 44990**

QUADRING  
OEM: 25-822236



**No. 31330**

GASKET  
OEM: 19643



**Water Pump Impeller Kit**

**No. 12045**

OEM: 821354A2

**Kit Contains:**

GLM	OEM	ITEM
85180	43023	Tube Seal
85181	823547-1	Tube Seal
31175	12-86645-1	Washer
89640	47-85089-10	Impeller
37490	27-822189	Gasket
12505	821354-2	Wear Plate
37700	27-822217	Gasket



Fits (1998-Up) 25, 30, 40, 50 HP.

**Water Pump Impeller Kit**

**No. 12306**

OEM: 47-42038T3

**Kit Contains:**

GLM	OEM	ITEM
89451	47-42038-2	Impeller
12494	42200	Wear Plate
31230	27-19202	Gasket
31178 (2)	12-16448	Washer



Without impeller key

**No. 12426**

PUMP HOUSING  
OEM: 46-821351A3



Fits (1998-Up) 25, 30, 40, 50 HP.



# Mercury / Mariner / Force

## WATER PUMP KITS 40-275 HP, 3-CYL., L4 & L6 VERADO

## 4-STROKE

### No. 12094

COMPLETE WATER  
PUMP HOUSING KIT  
OEM: 46-43024A09



Fits (2001-Up) 40-115 HP ( 4-Cyl.)

### No. 12121

COMPLETE WATER  
PUMP HOUSING KIT  
OEM: 817275A09



Fits (2005-Up) 135, 150, 175, 200, 225, 250, 275 HP Verado

### No. 85180

WATER TUBE SEAL (WHT)  
OEM: 43023



### No. 31240\*

GASKET  
OEM: 27-817277-1  
Included in No. 12342

### No. 85590

FACE SEAL  
OEM: 26-816575A2



### No. 12366

PUMP BASE  
OEM: 888909A1

### No. 85190

WATER TUBE SEAL (BLK)  
OEM: 43023-2



### No. 30290\*

GASKET  
OEM: 27-43034-1  
Included in No. 12342

### No. 12834

SCREW  
OEM: 10-816928  
Kit Contains: 4



### No. 21775

RETAINER RING  
OEM: 53-880719

### No. 23234

SCREW  
OEM: 10-826844-30  
Kit Contains: 4



### No. 30090\*

GASKET  
OEM: 27-43033-1  
Included in No. 12342

### No. 12415

PUMP HOUSING  
OEM: 817275A1



### No. 81395

O-RING  
OEM: 25-896523

### No. 12416

PUMP HOUSING  
OEM: 817275A2



### No. 12342

PUMP BASE KIT  
OEM: 43055A4  
Includes parts with \*

### No. 89630

IMPELLER  
OEM: 47-43026T2



### No. 85016

OIL SEAL  
OEM: 26-888920

### No. 89630

IMPELLER  
OEM: 47-43026T2



### No. 85170\*

OIL SEAL  
OEM: 26-43036  
Included in No. 12342

### No. 31240

GASKET  
OEM: 27-817277-1



### No. 85017

OIL SEAL  
OEM: 26-888921

### No. 11071

KEY  
OEM: 28-43037



### No. 85160\*

OIL SEAL  
OEM: 26-43035  
Included in No. 12342

### No. 12500

WEAR PLATE  
OEM: 817276-1



### No. 11071

KEY  
OEM: 28-43037

### No. 12500

WEAR PLATE  
OEM: 817276-1



### No. 30320\*

GASKET  
OEM: 27-43047-2  
Included in No. 12342

### No. 30090

GASKET  
OEM: 27-43033-1



### No. 31170

GASKET  
OEM: 12-19183-3



### No. 31590\*

INSULATOR (4)  
OEM: 23-43045  
Included in No. 12342

### Water Pump Impeller Kit

### No. 12043

OEM: 47-43026K06



GLM	OEM	ITEM
89630	47-43026T2	Impeller
12500	817276-1	Wear Plate
31240	27-817277-1	Gasket
30090	27-43033-1	Gasket
31170 (2)	12-19183-3	Gasket
11071	28-43037	Key
85590	26-816575A	Face Seal
85140	26-45577-1	Seal
12824	816597A1	Coupling Assy.

### Water Pump Impeller Kit

### No. 12013

OEM: 817275A08



### Kit Contains:

GLM	OEM	ITEM
85590	26-816575A2	Face Seal
12834 (4)	10-816928	Screw
11071	28-43037	Key
12415	817275A1	Pump Housing
89630	47-43026T2	Impeller
12500	817276-1	Wear Plate
31240	27-817277-1	Gasket
30090	27-43033-1	Gasket

# Mercury / Mariner / Force

## WATER PUMP KITS 15 HP & BELOW

2-STROKE

### No. 12122

COMPLETE WATER PUMP HOUSING KIT  
OEM: 46-70941A3



Fits (1975-85) 4, 4.5, 7.5 and 9.8 HP.

### No. 12051

COMPLETE WATER PUMP HOUSING KIT  
OEM: 46-42089A5



Fits (1986-Up) 6, 8, 9.9, 15 HP.

### No. 85153

GROMMET  
OEM: 26-36558



### No. 12817

PUMP CUP  
OEM: 70977



### No. 12836\*

GROMMET  
OEM: 26-42102-1



### No. 12305

PUMP BASE  
OEM: 46-420T5



### No. 85270

OIL SEAL  
OEM: 26-30913



### No. 12433

PUMP BASE  
OEM: 46-70941T01



### No. 12424

PUMP HOUSING  
OEM: 46-42089A2  
\* Includes 12836



### No. 85650

SEAL  
OEM: 26-42133



### No. 12428

PUMP HOUSING  
OEM: 93224A1



### No. 81230

O-RING  
OEM: 25-29439



### No. 31178

WASHER  
OEM: 12-16448  
Kit Contains: 2



### No. 23201

RETAINER  
OEM: 42375



### No. 12540

WEAR PLATE  
OEM: 46895



### No. 86450

OIL SEAL  
OEM: 26-30900T



### No. 89451

IMPELLER  
OEM: 47-42038-



### No. 22358

SCREW  
OEM: 10-48408



### No. 89810\*

IMPELLER  
OEM: 47-89981



### No. 12837

GROMMET  
OEM: 26-33613



### No. 12494

WEAR PLATE  
OEM: 42200



### No. 12837

SEAL  
OEM: 26-33613



### Water Pump Impeller Kits

### No. 12270

OEM: 47-89981Q1

\*Impeller 0.456 I.D.

#### Kit Contains:

GLM	OEM	ITEM
12540	46895	Wear Plate
12963	23-31792	Guide Tube
80120	25-48171	O-ring
81090	25-62704	O-ring
81230	25-29439	O-ring
85651	25-30526	Seal
89810*	47-89981	Impeller



### No. 12271

OEM: 47-89980T1

\*Impeller 0.438 I.D.

#### Kit Contains:

GLM	OEM	ITEM
12540	46895	Wear Plate
12963	23-31792	Guide Tube
80120	25-48171	O-ring
81090	25-62704	O-ring
81230	25-29439	O-ring
85651	25-30526	Seal
89800*	47-89980	Impeller



### No. 31230

GASKET  
OEM: 27-19202



### No. 31220

GASKET  
OEM: 27-19204-3



### No. 85570

OIL SEAL  
OEM: 26-41365-1  
Kit Contains: 2



### No. 31170

GASKET  
OEM: 12-19183  
Kit Contains: 2



### No. 44990

QUAD RING  
OEM: 25-822236



### No. 31330

GASKET  
OEM: 19643



### Water Pump Impeller Kit

### No. 12306

OEM: 47-42038T3

Without impeller key

#### Kit Contains:

GLM	OEM	ITEM
89451	47-42038-2	Impeller
12494	42200	Wear Plate
31230	27-19202	Gasket
31178 (2)	12-16448	Washer



# Mercury / Mariner / Force

## WATER PUMP KITS 15XD-60 HP

## 2-STROKE

### Water Pump Housing Kit

#### No. 12014

OEM: 46-99157T2



Fits (1984-Up) 15XD, 18XD, 20XD, 25XD, 25 (3-Cyl.).

#### No. 21321

SLINGER  
OEM: 25-86203



#### No. 32360

GASKET  
OEM: 27-99326-1

#### No. 85151

GROMMET  
OEM: 26-85090001



#### No. 31591

INSULATOR  
OEM: 23-85095  
Kit Contains: 4

#### No. 12423

PUMP HOUSING  
OEM: 46-99157A02



#### No. 31170

GASKET  
OEM: 12-19183-2  
Kit Contains: 2

#### No. 81470

O-RING  
OEM: 25-69202



#### No. 80110

O-RING  
OEM: 25-62702  
Kit Contains: 2

#### No. 31210

WASHER  
OEM: 12-86645-1  
Kit Contains: 2



#### No. 89640

IMPELLER  
OEM: 47-85089-10



#### No. 12490

WEAR PLATE  
OEM: 85083



#### No. 12095

COMPLETE WATER  
PUMP HOUSING KIT  
OEM: 46-812966A11



Fits (1991-Up) 45 Jet, 50, 55, 60 HP (3-Cyl.)

#### No. 85180\*

TUBE SEAL  
OEM: 43023  
Included in 12417



#### No. 37470\*

GASKET  
OEM: 27-8M4502052  
Included in 12417

#### No. 31590

INSULATOR  
OEM: 23-43045  
Kit Contains: 4



#### No. 37478

GASKET  
OEM: 27-19454-1

#### No. 12417

PUMP HOUSING  
OEM: 14334A3  
\* Includes 85180, 37490,  
12506, 37470



#### No. 31170

GASKET  
OEM: 12-19183-3  
Kit Contains: 3

#### No. 21490\*\*

WASHER (4)  
OEM: 12-29245  
Included in 12506



#### No. 12352

PUMP BASE  
OEM: 46-812966A7  
+ Includes 82250,  
86870, 86860

#### No. 31177\*\*

WASHER (2)  
OEM: 12-858234  
Included in 12506



#### No. 82250+

O-RING  
OEM: 25-30224  
Included in 12352

#### No. 89616

IMPELLER  
OEM: 47-19453T



#### No. 86870+

OIL SEAL  
OEM: 26-814670  
Included in 12352

#### No. 37490\*

GASKET  
OEM: 27-822189  
Included in 12417



#### No. 86860+

OIL SEAL  
OEM: 26-814669  
Included in 12352

#### No. 12506\*

WEAR PLATE  
OEM: 19700A2  
Included in 12417  
\*\* Includes 21490, 31177



### Water Pump Impeller Kit

#### No. 12107

OEM: 47-85089T4

GLM	OEM	ITEM
89640	47-85089-10	Impeller
12490	85083	Wear Plate
32360	27-99326-1	Gasket
31210 (2)	12-86645-1	Washer
81470	25-69202	O-ring



### Water Pump Impeller Kit

#### No. 12044

OEM: 47-19453Q2

GLM	OEM	ITEM
85180	43023	Tube Seal
89616	47-19453T	Impeller
37490	27-822189	Gasket
12506	19700A2	Wear Plate
37478	27-19454-1	Gasket
37470	12-19701	Gasket





# Mercury / Mariner / Force

## WATER PUMP KITS 30-70 HP w/ SMALL PLASTIC PUMP HOUSING

## 2-STROKE

### No. 12100

COMPLETE WATER  
PUMP HOUSING KIT

OEM: 46-77177A3

(Use No. 12030 Pump Base)



Fits (1970-1986) 30 Jet, 35, 40, 45, 50, 60, 70 HP 2-Stroke.

### No. 12180

COMPLETE WATER  
PUMP HOUSING KIT

OEM: 46-73640A2

(Use No. 12020 Pump Base)

### Water Pump Housing Kit

#### No. 12010

OEM: 46-60366A1

**Kit Contains:**

GLM	OEM	ITEM
12420	46-77822A1	Pump Housing
12520	54705	Wear Plate
21320	25-20273	Slinger
31060	27-32769	Gasket
31070	27-32770	Gasket
31080	27-32771	Gasket
31170 (2)	12-20260	Gasket
31180	12-49221-1	Gasket
31190	27-77417	Gasket
81140	25-45711	O-ring
82230	25-26855	O-ring
82240	25-26722	O-ring
89830	47-89983	Impeller



### Water Pump Impeller Kit

#### No. 12250

OEM: 47-89983T1

**Kit Contains:**

GLM	OEM	ITEM
21320	25-20273	Slinger
31060	27-32769	Gasket
31070	27-32770	Gasket
31080	27-32771	Gasket
31170 (2)	12-20260	Gasket
31180	12-49221-1	Gasket
31190	27-77417	Gasket
81140	25-45711	O-ring
82230	25-26855	O-ring
82240	25-26722	O-ring
89830	47-89983	Impeller



### No. 85360

GROMMET  
OEM: 26-38452



### No. 31060

GASKET  
OEM: 27-19553

### No. 32710

GASKET  
OEM: 12-38453



### No. 12020

PUMP BASE  
OEM: 46-73640A1

### No. 21320

SLINGER  
OEM: 25-20273



### No. 82230

O-RING  
OEM: 25-26855

### No. 12420

PUMP HOUSING  
OEM: 46-77822A1



### No. 12030

PUMP BASE  
OEM: 46-77177A1

### No. 12860

PUMP CUP  
OEM: 48753



### No. 82240

O-RING  
OEM: 25-26722

### No. 89830

IMPELLER  
OEM: 47-89983



### No. 85080

OIL SEAL  
OEM: 26-90562

### No. 31070

GASKET  
OEM: 27-19551



### No. 85580

OIL SEAL  
OEM: 26-79831

### No. 12520

WEAR PLATE  
OEM: 32768



### No. 85630

SEAL  
OEM: 37721

### Water Pump Gasket Kit

#### No. 39570

OEM: N/A

**Kit Contains:**

GLM	OEM	ITEM
81260	25-33466	O-ring
31090	27-39623-1	Gasket
31200	27-39625	Gasket
31110	27-39626	Gasket



For 20 HP

### Water Pump Gasket Kit

#### No. 39580

OEM: N/A

**Kit Contains:**

GLM	OEM	ITEM
82240	25-26722	O-ring
82230	25-26855	O-ring
31060	27-32769	Gasket
31070	27-32770	Gasket
31080	27-32771	Gasket
31190	27-19552	Gasket
21320	25-20273	Slinger



For 35-60 HP

### Water Pump Impeller Kit

#### No. 12260

OEM: 47-89982T1



For 100 (20) HP

# Mercury / Mariner / Force

## WATER PUMP KITS 65-225 HP w/ LARGE PLASTIC PUMP HOUSING

## 2-STROKE

### Water Pump Housing Kit

#### No. 12280

OEM:  
46-96148A8



Fits (1963-98) 65-225 HP

#### No. 12820

GUIDE TUBE  
OEM: 23-29804T



#### No. 82250

O-RING (1.875 I.D.)  
OEM: 25-30224  
For GLM No. 12343, 12344

#### No. 12830

SEAL  
OEM: 26-38970



#### No. 82260

O-RING (2.000 I.D.)  
OEM: 25-33145  
For GLM No. 12350, 12370, 12310

#### No. 21330

SLINGER  
OEM: 25-30271



#### No. 82270

O-RING (2.125 I.D.)  
OEM: 25-38099  
For GLM No. 12320 (I/O)

#### No. 12410

PUMP HOUSING  
OEM: 46-96148T1



#### No. 81160

O-RING  
OEM: 25-30613  
For Drive Shaft

#### No. 89840

IMPELLER  
OEM: 47-89984T4




#### No. 31030

GASKET  
OEM: 27-32438  
For GLM No. 12343, 12344

#### No. 31020

GASKET  
OEM: 27-858524



#### No. 31040

GASKET  
OEM: 27-856704  
For GLM No. 12350, 12356, 12370

#### No. 12510

WEAR PLATE  
OEM: 32435



#### No. 31050

GASKET  
OEM: 27-42631-1  
For GLM No. 12320, 12360

#### No. 31010

GASKET  
OEM: 27-85608-1



#### No. 85140

SEAL  
OEM: 26-45577-1

#### No. 81390

O-RING (2.1875 I.D.)  
OEM: 25-90011  
For GLM No. 12320, 12360




#### No. 31170

GASKET  
OEM: 12-19183-2  
Kit Contains: 2

### Water Pump Impeller Kit

#### No. 12290

OEM: 47-89984T5



#### Kit Contains:


GLM	OEM	ITEM	GLM	OEM	ITEM
12510	32435	Wear Plate	31170 (2)	12-20260	Gasket
12820	23-29804	Guide Tube	81160	25-30613	O-ring
12830	26-38970	Grommet	81390	25-90011	O-ring
21330	25-30271	Slinger	82250	25-30224	O-ring
31010	27-85608-1	Gasket	82260	25-33145	O-ring
31020	27-85609-1	Gasket	82270	25-38099	O-ring
31030	27-32438	Gasket	85140	26-45577	Seal
31040	27-85610-1	Gasket	85140	26-89984	Impeller
31050	27-422631-1	Gasket			

Fits (1963-98) 65-225 HP

### Water Pump Gasket Kit

#### No. 39530

OEM: N/A



#### Kit Contains:

GLM	OEM	ITEM	GLM	OEM	ITEM
21330	25-30271	Slinger	81160	25-30613	O-ring
31010	27-85608-1	Gasket	81390	25-90011	O-ring
31020	27-85609-1	Gasket	82250	25-30224	O-ring
31030	27-32438	Gasket	82260	25-33145	O-ring
31040	27-85610-1	Gasket	82270	25-38099	O-ring
31050	27-422631-1	Gasket	85140	26-45577	Seal
31170 (2)	12-20260	Gasket			

For 65-225 HP



# Mercury / Mariner / Force

## WATER PUMP KITS 65-225 HP w/ LARGE METAL PUMP HOUSING

## 2-STROKE

### No. 12094

COMPLETE WATER  
PUMP HOUSING KIT  
OEM: 46-43024A7



### No. 12096

COMPLETE WATER  
PUMP HOUSING KIT  
OEM: 817275A6

### No. 12098

COMPLETE WATER  
PUMP HOUSING KIT  
OEM: 817275A5

### No. 85190

WATER TUBE SEAL (BLK)  
OEM: 43023-2  
(For GLM No. 12094)



### No. 89630

IMPELLER  
OEM: 47-43026T2

### No. 12341

PUMP BASE  
OEM: 807929A1  
(For GLM No. 12096/12098)



### No. 81390

O-RING  
OEM: 25-90011  
(For GLM No. 12096/12098)



### No. 82210

O-RING  
OEM: 25-21836  
Kit Contains: 2  
(For GLM No. 12096/12098)



### No. 11071

KEY  
OEM: 28-43037

### No. 12342

PUMP BASE  
OEM: 43055A4  
(For GLM No. 12094)



### No. 30320

GASKET  
OEM: 27-43047-2  
(For GLM No. 12094)

### No. 82150

O-RING  
OEM: 25-35027  
(For GLM No. 12098)



### No. 31240

GASKET  
OEM: 27-817277-1

### No. 85011

OIL SEAL  
OEM: 26-66302  
Kit Contains: 2  
(For GLM No. 12096/12098)



### No. 31170

GASKET  
OEM: 12-19183-3  
Kit Contains: 2

### No. 85590

FACE SEAL  
OEM: 26-816575A2



### No. 12500

WEAR PLATE  
OEM: 817276-1

### No. 85160

OIL SEAL  
OEM: 26-43035  
(For GLM No. 12094)



### No. 12416

PUMP HOUSING  
OEM: 817275A2



### No. 30090

GASKET  
OEM: 27-43033-1

### No. 85170

OIL SEAL  
OEM: 26-43036  
(For GLM No. 12094)



## Water Pump Impeller Kit

### No. 12043

OEM: 47-43026K06

#### Kit Contains:

GLM	OEM	ITEM
89630	47-43026T2	Impeller
12500	817276-1	Wear Plate
31240	27-817277-1	Gasket
30090	27-43033-1	Gasket
31170 (2)	12-19183-3	Gasket
11071	28-43037	Key
85590	26-816575A2	Face Seal
85140	26-45577-1	Seal
12824	816597A1	Coupling Assy.





# Mercury / Mariner / Force

## WATER PUMP KITS APPLICATIONS

## 4-STROKE

Model	Year	Country	Serial No. Range	Pump Kit	Upper Kit	Pump Base	Impeller	Impeller Kit	Pump Housing	Pump Cup	Wear Plate
<b>4-Stroke</b>											
8 (232cc)	1995-98	USA	OG760300-0T178499	12051	N/A	12305	89451	12306	12424	N/A	12494
8 (232cc)	-	USA	0H017100-0H017349	12051	N/A	12305	89451	12306	12424	N/A	12494
8 (323cc) Standard	-	BEL	0P075166-0P325499	12051	N/A	12305	89451	12306	12424	N/A	12494
9.9 (232cc)	1995-98	USA	0H000058-0H016909	12051	N/A	12305	89451	12306	12424	N/A	12494
9.9 (323cc) Standard	-	USA	OG760300-0T979999	12051	N/A	12305	89451	12306	12424	N/A	12494
9.9 (323cc) Standard	-	BEL	0P075166-0P325499	12051	N/A	12305	89451	12306	12424	N/A	12494
9.9 (323cc) Bigfoot	-	USA	OG760300-0T979999	N/A	12014	N/A	89640	N/A	12423	NSS	12490
9.9 (323cc) Bigfoot	-	BEL	0P075166-0P325499	N/A	12014	N/A	89640	N/A	12423	NSS	12490
15 (323cc) Standard	1998	USA	OG590000 & Up	12051	N/A	12305	89451	12306	12424	N/A	12494
15 (323cc) Standard	-	BEL	9973100 & Up	12051	N/A	12305	89451	12306	12424	N/A	12494
15 (323cc) Bigfoot	1998	USA	OG590000 & Up	N/A	12014	N/A	89640	N/A	12423	NSS	12490
15 (323cc) Bigfoot	-	BEL	9973100 & Up	N/A	12014	N/A	89640	N/A	12423	NSS	12490
25 Carb.	1998	USA	OG590000-0T408999	N/A	N/A	12358	89640	12045	12426	N/A	12505
25 Carb.	-	BEL	9973100-0P153499	N/A	N/A	12358	89640	12045	12426	N/A	12505
25 Carb.	1998	USA	0T409000 & Up	N/A	N/A	12358	89640	12045	12426	N/A	12505
25 Carb.	-	BEL	0P153500 & Up	N/A	N/A	12358	89640	12045	12426	N/A	12505
30 Carb., Standard	-	USA	OG760300-0T408999	N/A	N/A	12358	89640	12045	12426	N/A	12505
30 Carb., Standard	-	BEL	0P153500-0P153499	N/A	N/A	12358	89640	12045	12426	N/A	12505
30 Carb., Standard	-	USA	0T409000 & Up	N/A	N/A	12358	89640	12045	12426	N/A	12505
30 Carb., Standard	-	BEL	0P153500 & Up	N/A	N/A	12358	89640	12045	12426	N/A	12505
30 EFI	-	USA	0T409000-1B226999	N/A	N/A	12358	89640	12045	12426	N/A	-
40 Carb.(3-Cyl.) Standard	1998	USA	OG760300-0T408999	N/A	N/A	12358	89640	12045	12426	N/A	12505
40 Carb.(3-Cyl.) Standard	-	BEL	0P153500-0P153499	N/A	N/A	12358	89640	12045	12426	N/A	12505
40 Carb.(3-Cyl.) Standard	1998	USA	0T409000 & Up	N/A	N/A	12358	89640	12045	12426	N/A	12505
40 Carb.(3-Cyl.) Standard	-	BEL	0P153500 & Up	N/A	N/A	12358	89640	12045	12426	N/A	12505
40 EFI (3-Cyl.) Standard	1998	USA	0T409000-1B226999	N/A	N/A	12358	89640	12045	12426	N/A	12505
40 EFI (3-Cyl.) Short Shaft	1998	USA	1B227000 & Up	N/A	N/A	12358	89640	12045	12426	N/A	12505
40 EFI (3-Cyl.) Long Shaft	-	CHN	1C000001 & Up	12124	N/A	12352	89616	N/A	12417	N/A	12506
40 Carb.(4-Cyl.) Bigfoot	1998	USA	0T228405-0T598999	12094	N/A	12342	89630	12043	12416	N/A	12500
40 Carb.(4-Cyl.) Bigfoot	-	BEL	0P094500-0P206999	12094	N/A	12342	89630	12043	12416	N/A	12500
40 EFI (4-Cyl.) Bigfoot	1998	USA	0T409000 & Up	12094	N/A	12342	89630	12043	12416	N/A	12500
40 EFI (4-Cyl.) Bigfoot	-	BEL	0P153500 & Up	12094	N/A	12342	89630	12043	12416	N/A	12500
40 EFI (4-Cyl.) Bigfoot	-	CHN	1C000001 & Up	12094	N/A	12342	89630	12043	12416	N/A	12500
45 (4-Cyl.) Bodensee, Std.	1996-98	USA	OG231123-0T178499	N/A	N/A	12358	89640	12045	12426	N/A	12505
45 (4-Cyl.) Bodensee, B.F.	1996-98	USA	OG231123-0T178499	12094	N/A	12342	89630	12043	12416	N/A	12500
50 Standard	1995-98	USA	OG231123-0T178499	N/A	N/A	12358	89640	12045	12426	N/A	12505
50 Bigfoot	1995-98	USA	OG231123-0T178499	12094	N/A	12342	89630	12043	12416	N/A	12500
50 Carb.(996cc) Standard	1995-98	USA	0T178500-0T598999	12124	N/A	12352	89616	N/A	12417	N/A	12506
50 Carb.(996cc) Standard	-	BEL	0P094500-0P206999	12124	N/A	12352	89616	N/A	12417	N/A	12506
50 Carb.(996cc) Bigfoot	1995-98	USA	0T178500-0T598999	12094	N/A	12342	89630	12043	12416	N/A	12500
50 Carb.(996cc) Bigfoot	-	BEL	0P094500-0P206999	12094	N/A	12342	89630	12043	12416	N/A	12500
50 EFI (996cc) Standard	1995-98	USA	0T409000 & Up	12124	N/A	12352	89616	N/A	12417	N/A	12506
50 EFI (996cc) Standard	-	BEL	0P153500 & Up	12124	N/A	12352	89616	N/A	12417	N/A	12506
50 EFI (996cc) Standard	-	CHN	1C000001 & Up	12124	N/A	12352	89616	N/A	12417	N/A	12506
50 EFI (996cc) Bigfoot	1995-98	USA	0T409000 & Up	12094	N/A	12342	89630	12043	12416	N/A	12500
50 EFI (996cc) Bigfoot	-	BEL	0P153500 & Up	12094	N/A	12342	89630	12043	12416	N/A	12500
50 EFI (996cc) Bigfoot	-	CHN	1C000001 & Up	12094	N/A	12342	89630	12043	12416	N/A	12500
60 Carb.(996cc) Standard	-	USA	0T178500-0T598999	12124	N/A	12352	89616	N/A	12417	N/A	12506
60 Carb.(996cc) Standard	-	BEL	0P094500-0P206999	12124	N/A	12352	89616	N/A	12417	N/A	12506
60 Carb.(996cc) Bigfoot	-	USA	0T178500-0T598999	12094	N/A	12342	89630	12043	12416	N/A	12500
60 Carb.(996cc) Bigfoot	-	BEL	0P094500-0P206999	12094	N/A	12342	89630	12043	12416	N/A	12500
60 EFI (996cc) Standard	-	USA	0T409000 & Up	12124	N/A	12352	89616	N/A	12417	N/A	12506
60 EFI (996cc) Standard	-	BEL	0P153500 & Up	12124	N/A	12352	89616	N/A	12417	N/A	12506
60 EFI (996cc) Standard	-	CHN	1C000001 & Up	12124	N/A	12352	89616	N/A	12417	N/A	12506
60 EFI (996cc) Bigfoot	-	USA	0T409000 & Up	12094	N/A	12342	89630	12043	12416	N/A	12500
60 EFI (996cc) Bigfoot	-	BEL	0P153500 & Up	12094	N/A	12342	89630	12043	12416	N/A	12500
60 EFI (996cc) Bigfoot	-	CHN	1C000001 & Up	12094	N/A	12342	89630	12043	12416	N/A	12500
75 (1596cc)	-	USA	OG960500-1B366822	12094	N/A	12342	89630	12043	12416	N/A	12500
90 (1596cc)	-	USA	OG960500-1B366822	12094	N/A	12342	89630	12043	12416	N/A	12500
115 (1741cc)	-	USA	0T178500-1B366822	12094	N/A	12342	89630	12043	12416	N/A	12500
135 Verado	-	USA	1B227000 & Up	12121	12013	12366	89630	12043	12416	N/A	12500
150 Verado	-	USA	1B227000 & Up	12121	12013	12366	89630	12043	12416	N/A	12500
175 Verado	-	USA	1B227000 & Up	12121	12013	12366	89630	12043	12416	N/A	12500
200 Verado	-	USA	0T980000 & Up	12121	12013	12366	89630	12043	12416	N/A	12500
225 Verado	-	USA	0T980000 & Up	12121	12013	12366	89630	12043	12416	N/A	12500
250 Verado	-	USA	0T980000 & Up	12121	12013	12366	89630	12043	12416	N/A	12500
275 Verado	-	USA	0T980000 & Up	12121	12013	12366	89630	12043	12416	N/A	12500

# Mercury / Mariner / Force

## WATER PUMP KITS APPLICATIONS

**2-STROKE**

Model	Year	Country	Serial No. Range	Pump Kit	Upper Kit	Pump Base	Impeller	Impeller Kit	Pump Housing	Pump Cup	Wear Plate
<b>2-Cycle</b>											
3.5	1983-85		6202173 & Up	-	-	-	89800	-	-	12817	-
3.6	1980-82	USA	5404657 & Up	-	-	-	89800	-	-	12817	-
3.6	1980-82	BEL	9252831 & Up	-	-	-	89800	-	-	12817	-
3.6	1980-82	CAN	7145388 & Up	-	-	-	89800	-	-	12817	-
3.9 (14)	1964-71		1655013-2200317	-	N/A	-	89600	N/A	-	-	-
3.9 (14)	1964-71		2200318-2498135	-	N/A	-	89600	N/A	-	-	-
4 (1-Cyl.) .438" Imp. I.D.	1982-86	USA	5595532-0A809600	N.L.A.	N/A	12434	89800	12271	12428	12817	12540
4 (1-Cyl.) .438" Imp. I.D.	1982-86	AUS	8068065 & Up	N.L.A.	N/A	12434	89800	12271	12428	12817	12540
4 (1-Cyl.) .438" Imp. I.D.	1982-86	BEL	9258281-9477829	N.L.A.	N/A	12434	89800	12271	12428	12817	12540
4 (1-Cyl.) .438" Imp. I.D.	1982-86	CAN	7143688 & Up	N.L.A.	N/A	12434	89800	12271	12428	12817	12540
4 (1-Cyl.) .456" Imp. I.D.	1982-86	USA	5595532 & Up	12122	N/A	12433	89810	12270	12428	12817	12540
4 (1-Cyl.) .456" Imp. I.D.	1982-86	AUS	8068065 & Up	12122	N/A	12433	89810	12270	12428	12817	12540
4 (1-Cyl.) .456" Imp. I.D.	1982-86	BEL	9258281 & Up	12122	N/A	12433	89810	12270	12428	12817	12540
4 (1-Cyl.) .456" Imp. I.D.	1982-86	CAN	7143688 & Up	12122	N/A	12433	89810	12270	12428	12817	12540
40/4 (2-Cyl.) GNAT .438" Imp. I.D.	1976-79	BEL	9075839-9256980	N.L.A.	N/A	-	89800	N/A	-	12817	-
40/4 (2-Cyl.) GNAT .438" Imp. I.D.	1976-79	CAN	7085673-7146487	N.L.A.	N/A	-	89800	N/A	-	12817	-
40/4 (2-Cyl.) GNAT .456" Imp. I.D.	1976-79	BEL	9075839-9256980	N.L.A.	N/A	-	89810	N/A	-	12817	-
40/4 (2-Cyl.) GNAT .456" Imp. I.D.	1976-79	CAN	7085673-7146487	N.L.A.	N/A	-	89810	N/A	-	12817	-
40/4 (2-Cyl.)	1980-81	USA	5589202 & Up	-	N/A	-	89800	N/A	-	12817	-
40/4 (2-Cyl.)	1980-81	AUS	8065265 & Up	-	N/A	-	89800	N/A	-	12817	-
40/4 (2-Cyl.)	1980-81	BEL	9256981 & Up	-	N/A	-	89800	N/A	-	12817	-
40/4 (2-Cyl.)	1980-81	CAN	7146488 & Up	-	N/A	-	89800	N/A	-	12817	-
45/4.5 (1-Cyl.)	1975-79	USA	4107220-5595531	12122	N/A	12433	89810	12270	12428	12817	12540
45/4.5 (1-Cyl.)	1975-79	AUS	8026540-8068064	12122	N/A	12433	89810	12270	12428	12817	12540
45/4.5 (1-Cyl.)	1975-79	BEL	9072179-9258280	12122	N/A	12433	89810	12270	12428	12817	12540
45/4.5 (1-Cyl.)	1975-79	CAN	7045758-7147237	12122	N/A	12433	89810	12270	12428	12817	12540
45/4.5 (1-Cyl.) .438" Imp. I.D.	1980-85	USA	5595532 & Up	N.L.A.	N/A	12434	89800	12271	12428	12817	12540
45/4.5 (1-Cyl.) .438" Imp. I.D.	1980-85	AUS	8068065 & Up	N.L.A.	N/A	12434	89800	12271	12428	12817	12540
45/4.5 (1-Cyl.) .438" Imp. I.D.	1980-85	BEL	9258281 & Up	N.L.A.	N/A	12434	89800	12271	12428	12817	12540
45/4.5 (1-Cyl.) .438" Imp. I.D.	1980-85	CAN	7147238 & Up	N.L.A.	N/A	12434	89800	12271	12428	12817	12540
45/4.5 (1-Cyl.) .456" Imp. I.D.	1980-85	USA	5595532 & Up	12122	N/A	12433	89810	12270	12428	12817	12540
45/4.5 (1-Cyl.) .456" Imp. I.D.	1980-85	AUS	8068065 & Up	12122	N/A	12433	89810	12270	12428	12817	12540
45/4.5 (1-Cyl.) .456" Imp. I.D.	1980-85	BEL	9258281 & Up	12122	N/A	12433	89810	12270	12428	12817	12540
45/4.5 (1-Cyl.) .456" Imp. I.D.	1980-85	CAN	7147238 & Up	12122	N/A	12433	89810	12270	12428	12817	12540
60 (6 HP)	1963-65		1408611-1490054	N.L.A.	N/A	N.L.A.	89600	N/A	-	N.L.A.	-
60 (6 HP)	1963-65		1490055-1582402	N.L.A.	N/A	N.L.A.	89600	N/A	-	-	-
60 (6 HP) (12)	1963-65		1582403-1916138	-	N/A	-	89600	N/A	-	-	-
60 (6 HP) (12)	1966-68		1916139-2193817	-	N/A	-	89810	N/A	-	-	-
60 (6 HP)	1966-68		2193818-2529894	-	N/A	-	89810	N/A	12428	12817	12540
60J (6 HP)	1967-68		2385673-2387383	N/A	N/A	N.L.A.	89810	N/A	N.L.A.	N.L.A.	N.L.A.
6	1986-93	USA	0A197112-0T800749	12051	N/A	12305	89451	12306	12424	N/A	12494
6	1986-93	BEL	9461526 & Up	12051	N/A	12305	89451	12306	12424	N/A	12494
75 (7.5 HP)	1969-77	USA	2529895-4131609	-	N/A	-	89810	N/A	12428	12817	12540
75 (7.5 HP)	1974-77	AUS	8015315-8028839	-	N/A	-	89810	N/A	12428	12817	12540
75 (7.5 HP)	1974-77	BEL	9043194-9079488	-	N/A	-	89810	N/A	12428	12817	12540
75 (7.5 HP)	1974-77	CAN	7028598-7050207	-	N/A	-	89810	N/A	12428	12817	12540
75 (7.5 HP)	1974-78	USA	4131610-5226934	12122	N/A	12433	89810	12270	12428	12817	12540
75 (7.5 HP)	1974-77	AUS	8028840-8058019	12122	N/A	12433	89810	12270	12428	12817	12540
75 (7.5 HP)	1974-78	BEL	9079489-9219255	12122	N/A	12433	89810	12270	12428	12817	12540
75 (7.5 HP)	1974-78	CAN	7050206-7136037	12122	N/A	12433	89810	12270	12428	12817	12540
7.5 HP, .438" Imp. I.D.	1979-86	USA	5206550 & Up	N.L.A.	N/A	12434	89800	12271	12428	12817	12540
7.5 HP, .438" Imp. I.D.	1979-86	AUS	8057545 & Up	N.L.A.	N/A	12434	89800	12271	12428	12817	12540
7.5 HP, .438" Imp. I.D.	1979-86	BEL	9217756 & Up	N.L.A.	N/A	12434	89800	12271	12428	12817	12540
7.5 HP, .438" Imp. I.D.	1979-86	CAN	7125388 & Up	N.L.A.	N/A	12434	89800	12271	12428	12817	12540
7.5 HP, .456" Imp. I.D.	1979-86	USA	5206550 & Up	12122	N/A	12433	89810	12270	12428	12817	12540
7.5 HP, .456" Imp. I.D.	1979-86	AUS	8057545 & Up	12122	N/A	12433	89810	12270	12428	12817	12540
7.5 HP, .456" Imp. I.D.	1979-86	BEL	9217756 & Up	12122	N/A	12433	89810	12270	12428	12817	12540
7.5 HP, .456" Imp. I.D.	1979-86	CAN	7125388 & Up	12122	N/A	12433	89810	12270	12428	12817	12540
8	1986-93	USA	0A197112 & Up	12051	N/A	12305	89451	12306	12424	N/A	12494
8	1986-93	BEL	9461526 & Up	12051	N/A	12305	89451	12306	12424	N/A	12494
110 (9.8 HP) (13)	1966-69		1865779-2196388	-	N/A	-	89810	N/A	-	-	-
110 (9.8 HP)	1970-73		2196389-3795657	-	N/A	-	89810	N/A	12428	12817	12540
110 (9.8 HP)	1974-77	USA	3795658-4126459	-	N/A	-	89810	N/A	12424	12817	12540
110 (9.8 HP)	1974-77	AUS	8015040-8028439	-	N/A	-	89810	N/A	12424	12817	12540
110 (9.8 HP)	1974-77	BEL	9041439-9078138	-	N/A	-	89810	N/A	12424	12817	12540
110 (9.8 HP)	1974-77	CAN	7027323-7049107	-	N/A	-	89810	N/A	12424	12817	12540
110 (9.8 HP)	1974-78	USA	4126460-5206549	12122	N/A	12433	89810	12270	12428	12817	12540
110 (9.8 HP)	1974-78	AUS	8028440-8057554	12122	N/A	12433	89810	12270	12428	12817	12540



# Mercury / Mariner / Force

## WATER PUMP KITS APPLICATIONS CONTINUED

## 2-STROKE

Model	Year	Country	Serial No. Range	Pump Kit	Upper Kit	Pump Base	Impeller	Impeller Kit	Pump Housing	Pump Cup	Wear Plate
<b>2-Cycle Cont.</b>											
110 (9.8 HP)	1974-78	BEL	9078139-9217755	12122	N/A	12433	89810	12270	12428	12817	12540
110 (9.8 HP)	1974-78	CAN	7049108-7125387	12122	N/A	12433	89810	12270	12428	12817	12540
9.8 HP, .438" Imp. I.D.	1979-85	USA	5206550 & Up	N.L.A.	N/A	12434	89800	12271	12428	12817	12540
9.8 HP, .438" Imp. I.D.	1979-85	AUS	8057545 & Up	N.L.A.	N/A	12434	89800	12271	12428	12817	12540
9.8 HP, .438" Imp. I.D.	1979-85	BEL	9217756 & Up	N.L.A.	N/A	12434	89800	12271	12428	12817	12540
9.8 HP, .438" Imp. I.D.	1979-85	CAN	7125388 & Up	N.L.A.	N/A	12434	89800	12271	12428	12817	12540
9.8 HP, .456" Imp. I.D.	1979-85	USA	5206550 & Up	12122	N/A	12433	89810	12270	12428	12817	12540
9.8 HP, .456" Imp. I.D.	1979-85	AUS	8057545 & Up	12122	N/A	12433	89810	12270	12428	12817	12540
9.8 HP, .456" Imp. I.D.	1979-85	BEL	9217756 & Up	12122	N/A	12433	89810	12270	12428	12817	12540
9.8 HP, .456" Imp. I.D.	1979-85	CAN	7125388 & Up	12122	N/A	12433	89810	12270	12428	12817	12540
9.9	1986-98	USA	0A197112 & Up	12051	N/A	12305	89451	12306	12424	N/A	12494
9.9	1986-93	BEL	9461526 & Up	12051	N/A	12305	89451	12306	12424	N/A	12494
XR10, Sea Pro, 10 Mag. & Marathon	1990-98	USA	0D038000 & Up	12051	N/A	12305	89451	12306	12424	N/A	12494
XR10, Sea Pro, 10 Mag. & Marathon	1990-98	BEL	9596000 & Up	12051	N/A	12305	89451	12306	12424	N/A	12494
15	1988-98	USA	0B292414 & Up	12051	N/A	12305	89451	12306	12424	N/A	12494
15	1988-93	BEL	9542620 & Up	12051	N/A	12305	89451	12306	12424	N/A	12494
15 Sea Pro & Marathon	1994-98	USA	0G044365 & Up	12051	N/A	12305	89451	12306	12424	N/A	12494
15 Sea Pro & Marathon	1997-98	BEL	9927000 & Up	12051	N/A	12305	89451	12306	12424	N/A	12494
15 XD, Big Foot	1997-98	BEL	9927000 & Up	N/A	12014	N.L.A.	89640	12107	12423	N/A	12490
18, 18XD	1980-85	USA	5837437 & Up	N/A	12014	N.L.A.	89640	12107	12423	N/A	12490
18, 18XD	1980-83	AUS	8071973 & Up	N/A	12014	N.L.A.	89640	12107	12423	N/A	12490
18, 18XD	1980-85	BEL	9308306 & Up	N/A	12014	N.L.A.	89640	12107	12423	N/A	12490
200 (20 HP)	1966-67		1866496-2296266	N.L.A.	N/A	N.L.A.	-	N/A	-	N.L.A.	12530
200 (20 HP) (2)	1968-69		2296267-2827676	N.L.A.	N/A	N.L.A.	-	N/A	N.L.A.	N.L.A.	12530
200 (20 HP) (4)	1968-69		2296267-2827676	N.L.A.	N/A	-	-	N/A	-	-	12530
200 (20 HP)	1970-81	USA	2827677-6443972	-	N/A	-	89820	12260	-	-	12530
200 (20 HP)	1973-81	AUS	8006265 & Up	-	N/A	-	89820	12260	-	-	12530
200 (20 HP)	1973-81	BEL	9016254-9415100	-	N/A	-	89820	12260	-	-	12530
200 (20 HP)	1973-81	CAN	7012358-7209532	-	N/A	-	89820	12260	-	-	12530
20, 20XD	1986-87	USA	6443973-0T800749	N/A	12014	N/A	89640	12107	12423	N/A	12490
20, 20XD	1986-87	BEL	9415101 & Up	N/A	12014	N/A	89640	12107	12423	N/A	12490
20, 20XD	1986-87	CAN	7209533 & Up	N/A	12014	N/A	89640	12107	12423	N/A	12490
25, 25XD	1980-87	USA	5705532 & Up	N/A	12014	N/A	89640	12107	12423	N/A	12490
25, 25XD	1980-83	AUS	8073158 & Up	N/A	12014	N/A	89640	12107	12423	N/A	12490
25 Sea Pro, Mara., Super 15	1988-98	USA	0B238464 & Up	N/A	12014	N/A	89640	12107	12423	N/A	12490
25 Sea Pro, Mara., Super 15	1988-94	BEL	9507381 & Up	N/A	12014	N/A	89640	12107	12423	N/A	12490
25 Sea Pro, Mara., Super 15	1988-94	CAN	0A730007 & Up	N/A	12014	N/A	89640	12107	12423	N/A	12490
25 (3-Cyl.)	1997 & Up	USA	0E268781 & Up	N/A	12014	N/A	89640	12107	12423	N/A	12490
300 (30 HP)	1959-61		1271884-1448139	N/A	N/A	N.L.A.	89830	N/A	-	N/A	-
30 (2-Cyl.) (644cc)	1994-98	USA	0G053314-0T598999	N/A	N/A	12358	89640	12045	12426	N/A	12505
30 Jet	1994-97	USA	0C159200-0G58999	12100	12010	12030	89830	12250	12420	12860	12520
30 Jet	1998	USA	0G590000 & Up	N/A	N/A	N/A	89640	12045	12426	N/A	12505
350 (35 HP)	1963-65 1/2		1571114-1960826	N/A	N/A	-	89830	N/A	-	N.L.A.	-
350 (35 HP) (2)	1966-69		1960827-2453068	N/A	N/A	-	89830	N/A	-	-	12520
350 (35 HP) (4)	1966-69		1960827-2453068	N/A	12010	12380	89830	N/A	12420	12860	12520
35 (2-Cyl.)	1984-89	USA	6445653 & Up	12100	12010	12030	89830	12250	12420	12860	12520
35 (2-Cyl.)	1984-86	BEL	9384476 & Up	12100	12010	12030	89830	12250	12420	12860	12520
35 (2-Cyl.)	1984-86	USA	7209608 & Up	12100	12010	12030	89830	12250	12420	12860	12520
400 (40 HP)	1960-61		1279685-1476509	N/A	N/A	N.L.A.	89830	N/A	-	N.L.A.	-
400, 402 (40 HP)	1970-77	USA	2874704-4362214	N/A	12010	12380	89830	12250	12420	12860	12520
400, 402 (40 HP)	1970-77	AUS	8002335-8036449	N/A	12010	12380	89830	12250	12420	12860	12520
400, 402 (40 HP)	1970-77	BEL	3339688-9108563	N/A	12010	12380	89830	12250	12420	12860	12520
400, 402 (40 HP)	1970-77	CAN	3340783-7070272	N/A	12010	12380	89830	12250	12420	12860	12520
402 (40 HP)	1975-77	USA	4362215-4860102	N/A	12010	12020	89830	12250	12420	12860	12520
402 (40 HP)	1975-77	AUS	8036450-8052124	N/A	12010	12020	89830	12250	12420	12860	12520
402 (40 HP)	1975-77	BEL	9108564-9184450	N/A	12010	12020	89830	12250	12420	12860	12520
402 (40 HP)	1975-77	CAN	7070273-7112422	N/A	12010	12020	89830	12250	12420	12860	12520
402, 40 (2-Cyl.) 1983 & Before	1978-83	USA	4860103 & Up	12100	12010	12030	89830	12250	12420	12860	12520
402, 40 (2-Cyl.) 1983 & Before	1978-83	AUS	8052125 & Up	12100	12010	12030	89830	12250	12420	12860	12520
402, 40 (2-Cyl.) 1983 & Before	1978-83	BEL	9184451 & Up	12100	12010	12030	89830	12250	12420	12860	12520
402, 40 (2-Cyl.) 1983 & Before	1978-83	CAN	7112423 & Up	12100	12010	12030	89830	12250	12420	12860	12520
40 (2-Cyl.) (644cc) 1994 & Up	1994-98	USA	0G053314 & Up	N/A	N/A	12358	89640	12045	12426	N/A	12505
40 (3-Cyl.)	1997-98	USA	0G531301 & Up	N/A	N/A	12358	89640	12045	12426	N/A	12505
40 (3-Cyl.)	1997-98	BEL	9973100 & Up	N/A	N/A	12358	89640	12045	12426	N/A	12505
40 (4-Cyl.)	1989 & Up	USA	0C159200 & Up	12100	12010	12030	89830	12250	12420	12860	12520
40 (4-Cyl.)	1989 & Up	BEL	9570790 & Up	12100	12010	12030	89830	12250	12420	12860	12520
45 Jet	1994-95	USA	0D000750 & Up	12095	N/A	N/A	89616	12044	12417	N/A	12506
45 (4-Cyl.)	1986	USA	5531630 & Up	12100	12010	12030	89830	12250	12420	12860	12520





# Mercury / Mariner / Force

## WATER PUMP KITS APPLICATIONS CONTINUED

## 2-STROKE

Model	Year	Country	Serial No. Range	Pump Kit	Upper Kit	Pump Base	Impeller	Impeller Kit	Pump Housing	Pump Cup	Wear Plate
<b>2-Cycle Cont.</b>											
45 (4-Cyl.)	1986	AUS	8063985 & Up	12100	12010	12030	89830	12250	12420	12860	12520
45 (4-Cyl.)	1986	BEL	9248006 & Up	12100	12010	12030	89830	12250	12420	12860	12520
45 (4-Cyl.)	1986	CAN	743688 & Up	12100	12010	12030	89830	12250	12420	12860	12520
500 (50 HP)	1961-64		1421113-1460498	N/A	N/A	N.L.A.	89830	N/A	-	N.L.A.	-
500 (50 HP)	1961-64		1477910-1521913	N/A	N/A	N.L.A.	89830	N/A	N.L.A.	-	N.L.A.
500 (50 HP)	1961-67	USA	1521914-2305100	N/A	N/A	-	89830	N/A	-	-	12520
500 (50 HP)	1965-67	CAN	1755549-2305100	N/A	N/A	-	89830	N/A	-	-	12520
500 (50 HP) (2)	1968-70	USA	2305101-2478119	N/A	N/A	-	89830	N/A	-	-	12520
500 (50 HP) (4)	1968-70	USA	2305101-2478119	N/A	12010	12380	89830	12250	12420	12860	12520
500 (50 HP) (2)	1971-74	CAN	2305101-2308830	N/A	N/A	-	89830	N/A	-	-	12520
500 (50 HP) (4)	1971-74	CAN	2305101-2308830	N/A	12010	12380	89830	12250	12420	12860	12520
500 (50 HP)	1971-75	USA	2514919-4357639	N/A	12010	12380	89830	12250	12420	12860	12520
500 (50 HP)	1971-75	AUS	2863739-8063984	N/A	12010	12380	89830	12250	12420	12860	12520
500 (50 HP)	1971-75	BEL	9001581-9107213	N/A	12010	12380	89830	12250	12420	12860	12520
500 (50 HP)	1971-75	CAN	2519919-7068997	N/A	12010	12380	89830	12250	12420	12860	12520
500, 50 HP (4-Cyl.)	1976-79	USA	4357640-5531629	12180	12010	12020	89830	12250	12420	12860	12520
500, 50 HP (4-Cyl.)	1976-79	AUS	8030090-8063984	12180	12010	12020	89830	12250	12420	12860	12520
500, 50 HP (4-Cyl.)	1976-79	BEL	9107214-9248005	12180	12010	12020	89830	12250	12420	12860	12520
500, 50 HP (4-Cyl.)	1976-79	CAN	7068998-7143687	12180	12010	12020	89830	12250	12420	12860	12520
50 HP (4-Cyl.)	1980-85	USA	5531630 & Up	12100	12010	12030	89830	12250	12420	12860	12520
50 HP (4-Cyl.)	1980-85	AUS	8063985 & Up	12100	12010	12030	89830	12250	12420	12860	12520
50 HP (4-Cyl.)	1980-85	BEL	9248006 & Up	12100	12010	12030	89830	12250	12420	12860	12520
50 HP (4-Cyl.)	1980-85	CAN	7143688 & Up	12100	12010	12030	89830	12250	12420	12860	12520
50 HP (3-Cyl.)	1986-87	USA	6428681-0D000749	12100	12010	12030	89830	12250	12420	12860	12520
50 HP (3-Cyl.)	1986-87	BEL	9385911-9683054	12100	12010	12030	89830	12250	12420	12860	12520
50 HP (3-Cyl.)	1986-87	CAN	7208333 & Up	12100	12010	12030	89830	12250	12420	12860	12520
50 HP (3-Cyl.)	1991-97	USA	0D000750-0G589999	12095	N/A	12352	89616	12044	12417	N/A	12506
50 HP (3-Cyl.)	1991-97	BEL	9683055-9973099	12095	N/A	12352	89616	12044	12417	N/A	12506
50 HP (3-Cyl.)	1998	USA	0G590000 & Up	N/A	N/A	12358	89640	12045	12426	N/A	12505
50 HP (3-Cyl.)	1998	BEL	9973100 & Up	N/A	N/A	12358	89640	12045	12426	N/A	12505
55 HP (3-Cyl.)	1996-97	USA	0D000750 & Up	12095	N/A	12352	89616	12044	12417	N/A	12506
55 HP (3-Cyl.)	1996-97	BEL	9741042 & Up	12095	N/A	12352	89616	12044	12417	N/A	12506
60 HP (3-Cyl.)	1984-87	USA	6428681-0D000749	12100	12010	12030	89830	12250	12420	12860	12520
60 HP (3-Cyl.)	1984-87	BEL	9385911-9683054	12100	12010	12030	89830	12250	12420	12860	12520
60 HP (3-Cyl.)	1984-87	CAN	7208333 & Up	12100	12010	12030	89830	12250	12420	12860	12520
60 HP (3-Cyl.) Standard	1991-95	USA	0D000750 & Up	12095	N/A	12352	89616	12044	12417	N/A	12506
60 HP (3-Cyl.) Standard	1991-95	BEL	9683055 & Up	12095	N/A	12352	89616	12044	12417	N/A	12506
60 HP (3-Cyl.) Bigfoot	1991-95	USA	0D000750 & Up	12094	N/A	12342	89630	12043	12416	N/A	12500
60 HP (3-Cyl.) Bigfoot	1991-95	BEL	9683055 & Up	12094	N/A	12342	89630	12043	12416	N/A	12500
650 (65 HP) (4-Cyl.) (2)	1963-69		1542745-2803561	N/A	12280	12344	89840	12290	12410	12819	12510
650 (65 HP) (4-Cyl.) (4)	1963-69		1542745-2803561	N/A	12280	12343	89840	12290	12410	12810	12510
650 (65 HP) (4-Cyl.)	1970-72		2803562-2874263	N/A	12280	12343	89840	12290	12410	12810	12510
650 (65 HP) (4-Cyl.)	1970-72		2997439-3293183	N/A	12280	-	89840	12290	12410	12810	12510
65 HP (3-Cyl.)	1972-75	USA	3293184-4382056	N/A	12010	12380	89830	N/A	12420	12860	12520
65 HP (3-Cyl.)	1973-75	AUS	8006640-8042349	N/A	12010	12380	89830	N/A	12420	12860	12520
65 HP (3-Cyl.)	1973-75	BEL	9020074-9112988	N/A	12010	12380	89830	N/A	12420	12860	12520
65 HP (3-Cyl.)	1973-75	CAN	7013633-7073472	N/A	12010	12380	89830	N/A	12420	12860	12520
65 HP (3-Cyl.)	1976	USA	4382057-4571651	N/A	12010	12020	89830	N/A	12420	12860	12520
65 HP (3-Cyl.)	1976	BEL	9112989-9135824	N/A	12010	12020	89830	N/A	12420	12860	12520
65 HP (3-Cyl.)	1976	CAN	7073473-7087822	N/A	12010	12020	89830	N/A	12420	12860	12520
65 Jet	1994-98	USA	0D283222 & Up	12094	N/A	12342	89630	12043	12416	N/A	12500
65 Jet	1994-98	BEL	9793577 & Up	12094	N/A	12342	89630	12043	12416	N/A	12500
700 (70 HP) (6-Cyl.)	1961		1413611-1436114	N/A	N/A	N.L.A.	89840	N/A	N.L.A.	12819	12510
700 (70 HP) (6-Cyl.)	1961		1482212-1503458	N/A	N/A	N.L.A.	89840	N/A	N.L.A.	12819	N.L.A.
700 E-2 (70 HP) (6-Cyl.)	1961		1503459-1503958	N/A	N/A	N.L.A.	89840	N/A	N.L.A.	12819	N.L.A.
700 EL-2 (70 HP) (6-Cyl.)	1961		1503459-1505110	N/A	N/A	N.L.A.	89840	N/A	N.L.A.	12819	N.L.A.
700 E-2 (70 HP) (6-Cyl.) (11)	1961		1503959-1566239	N/A	12280	12344	89840	12290	12410	12819	12510
700 EL-2 (70 HP) (6-Cyl.) (11)	1961		1505111-1566239	N/A	12280	12344	89840	12290	12410	12819	12510
70 HP (3-Cyl.)	1977-79	USA	4571652-4977156	12180	12010	12020	89830	N/A	12420	12860	12520
70 HP (3-Cyl.)	1977-79	AUS	8042350-8050199	12180	12010	12020	89830	N/A	12420	12860	12520
70 HP (3-Cyl.)	1977-79	BEL	9135825-9196960	12180	12010	12020	89830	N/A	12420	12860	12520
70 HP (3-Cyl.)	1977-79	CAN	7087823-7110997	12180	12010	12020	89830	N/A	12420	12860	12520
70 HP (3-Cyl.)	1977-83	USA	4977157-6428680	12100	12010	12030	89830	12250	12420	12860	12520
70 HP (3-Cyl.)	1977-83	AUS	8050200 & Up	12100	12010	12030	89830	12250	12420	12860	12520
70 HP (3-Cyl.)	1977-83	BEL	9196961-9385910	12100	12010	12030	89830	12250	12420	12860	12520
70 HP (3-Cyl.)	1977-83	CAN	7110998-7208332	12100	12010	12030	89830	12250	12420	12860	12520
70 HP (3-Cyl.) (6)	1987	USA	0A996142-0C221999	12094	N/A	12342	89630	N/A	12416	N/A	12416
70 HP (3-Cyl.) (6)	1987	BEL	9483121-9589038	12094	N/A	12342	89630	N/A	12416	N/A	12416

# Mercury / Mariner / Force

## WATER PUMP KITS APPLICATIONS CONTINUED

## 2-STROKE

Model	Year	Country	Serial No. Range	Pump Kit	Upper Kit	Pump Base	Impeller	Impeller Kit	Pump Housing	Pump Cup	Wear Plate
<b>2-Cycle Cont.</b>											
70 HP (3-Cyl.) (5)	1987	USA	0A996142-0C221999	12094	N/A	12342	89630	12043	12416	N/A	12500
70 HP (3-Cyl.) (5)	1987	BEL	9483121-9589038	12094	N/A	12342	89630	12043	12416	N/A	12500
75 HP (4-Cyl.)	1984-88	USA	6432901 & Up	-	12280	12370	89840	12290	12410	12810	12510
75 HP (4-Cyl.)	1984-88	BEL	9393856 & Up	-	12280	12370	89840	12290	12410	12810	12510
75 HP (4-Cyl.)	1984-88	CAN	7208573 & Up	-	12280	12370	89840	12290	12410	12810	12510
75 HP (3-Cyl.) (6)	1990-98	USA	0C222000 & Up	12094	N/A	12342	89630	12043	12416	N/A	12416
75 HP (3-Cyl.) (6)	1990-98	BEL	9589039 & Up	12094	N/A	12342	89630	12043	12416	N/A	12416
75 HP (3-Cyl.) (5)	1990-98	USA	0C222000 & Up	12094	N/A	12342	89630	12043	12416	N/A	12500
75 HP (3-Cyl.) (5)	1990-98	BEL	9589039 & Up	12094	N/A	12342	89630	12043	12416	N/A	12500
75 (3-Cyl.) Optimax	1994-98	USA	0T980000 & Up	12094	N/A	12342	89630	12043	12416	N/A	12500
800 (80 HP) (6-Cyl.)	1960		1335465-1398629	N/A	N/A	N.L.A.	89840	N/A	N.L.A.	12819	N.L.A.
800 (80 HP) (6-Cyl.)	1961		1398630-1566239	N/A	N/A	N.L.A.	89840	N/A	N.L.A.	12819	12510
800 (80 HP) (4-Cyl.)	1969-72		2559001-3144218	N/A	12280	12343	89840	12290	12410	12810	12510
800 (80 HP) (4-Cyl.)	1969-72		3144219-3493912	N/A	12280	-	89840	12290	12410	12810	12510
80 HP (4-Cyl.)	1978-83	USA	4831999-6432900	N/A	12280	12370	89840	12290	12410	12810	12510
80 HP (4-Cyl.)	1978-83	AUS	8050200 & Up	N/A	12280	12370	89840	12290	12410	12810	12510
80 HP (4-Cyl.)	1978-83	BEL	9177626-9393855	N/A	12280	12370	89840	12290	12410	12810	12510
80 HP (4-Cyl.)	1978-83	CAN	7110998-7208572	N/A	12280	12370	89840	12290	12410	12810	12510
80 HP (3-Cyl.) (6)	1987	USA	0A996142-0C221999	12094	N/A	12342	89630	N/A	12416	N/A	12416
80 HP (3-Cyl.) (6)	1987	BEL	9483121-9589038	12094	N/A	12342	89630	N/A	12416	N/A	12416
80 HP (3-Cyl.) (5)	1987	USA	0A996142-0C221999	12094	N/A	12342	89630	12043	12416	N/A	12500
80 HP (3-Cyl.) (5)	1987	BEL	9483121-9589038	12094	N/A	12342	89630	12043	12416	N/A	12500
80 Jet	1994-98	USA	0D283222 & Up	12094	N/A	12342	89630	12043	12416	N/A	12500
80 Jet	1994-98	BEL	9793577 & Up	12094	N/A	12342	89630	12043	12416	N/A	12500
850 E, EL (85 HP) (6-Cyl.)	1963-64		1460999-1567039	N/A	N/A	N.L.A.	89840	N/A	N.L.A.	12819	N.L.A.
850 E-1, EL-1 (85 HP) (6-Cyl.) (11)	1963-64		1566240-1766823	N/A	12280	12344	89840	12290	12410	12819	12510
850, 850 XS (85 HP) (4-Cyl.)	1973-77	USA	3493913-4590511	N/A	12280	-	89840	12290	12410	12810	12510
850, 850 XS (85 HP) (4-Cyl.)	1973-77	BEL	9011604-9139349	N/A	12280	-	89840	12290	12410	12810	12510
850, 850 XS (85 HP) (4-Cyl.)	1973-77	CAN	7010108-7091097	N/A	12280	-	89840	12290	12410	12810	12510
850 SX (85 HP) (4-Cyl.)	1973-77	USA	3493913-4831998	N/A	12280	12356	89840	12290	12410	12810	12510
850 SX (85 HP) (4-Cyl.)	1976-77	AUS	8043775-8050199	N/A	12280	12356	89840	12290	12410	12810	12510
850 SX (85 HP) (4-Cyl.)	1973-77	BEL	9011604-9177625	N/A	12280	12356	89840	12290	12410	12810	12510
850 SX (85 HP) (4-Cyl.)	1973-77	CAN	7010108-7110997	N/A	12280	12356	89840	12290	12410	12810	12510
850 SX (85 HP) (4-Cyl.)	1973-77	USA	3493913-4831998	N/A	12280	12370	89840	12290	12410	12810	12510
850 SX (85 HP) (4-Cyl.)	1973-77	AUS	8043775-8050199	N/A	12280	12370	89840	12290	12410	12810	12510
850 SX (85 HP) (4-Cyl.)	1973-77	BEL	9011604-9177625	N/A	12280	12370	89840	12290	12410	12810	12510
850 SX (85 HP) (4-Cyl.)	1973-77	CAN	7010108-7110997	N/A	12280	12370	89840	12290	12410	12810	12510
900 (90 HP) (6-Cyl.) (11)	1965		1766824-1869775	N/A	12280	12344	89840	12290	12410	12819	12510
90 HP (6-Cyl.)	1978-86	USA	4845301 & Up	N/A	12280	12370	89840	12290	12410	12810	12510
90 HP (6-Cyl.)	1979-83	AUS	8060545 & Up	N/A	12280	12370	89840	12290	12410	12810	12510
90 HP (6-Cyl.)	1978-86	CAN	7111698 & Up	N/A	12280	12370	89840	12290	12410	12810	12510
90 HP (3-Cyl.) (6)	1987	USA	0A996142 & Up	12094	N/A	12342	89630	N/A	12416	N/A	12416
90 HP (3-Cyl.) (6)	1987	BEL	9483121 & Up	12094	N/A	12342	89630	N/A	12416	N/A	12416
90 HP (3-Cyl.) (5)	1987	USA	0A996142 & Up	12094	N/A	12342	89630	12043	12416	N/A	12500
90 HP (3-Cyl.) (5)	1987	BEL	9483121 & Up	12094	N/A	12342	89630	12043	12416	N/A	12500
115 (3-Cyl.) Optimax	-	USA	0T801000 & Up	12094	N/A	12342	89630	12043	12416	N/A	12500
950 (95 HP) (6-Cyl.) (11)	1966-67		1869776-2318585	N/A	12280	12344	89840	12290	12410	12819	12510
1000 (100 HP) (6-Cyl.)	1962-63		1464949-1503331	N/A	-	-	89840	N/A	N.L.A.	12819	N.L.A.
1000 (100 HP) (6-Cyl.) (11)	1962-65		1503332-2318585	N/A	12280	12344	89840	12290	12410	12819	12510
1000 SS (E) (100 HP) (6-Cyl.) (1)	1962-65	USA	2318586-2413843	N/A	12280	12344	89840	12290	12410	12819	12510
1000 SS (E) (100 HP) (6-Cyl.) (1)	1962-65	CAN	2320991-2321200	N/A	12280	12344	89840	12290	12410	12819	12510
1000 SS (E) (100 HP) (6-Cyl.) (3)	1968-69	USA	2318586-2413843	N/A	12280	12344	89840	12290	12410	12810	12510
1000 SS (E) (100 HP) (6-Cyl.) (3)	1968-69	CAN	2320991-2321200	N/A	12280	12344	89840	12290	12410	12810	12510
1000 SS (E-1) (100 HP) (6-Cyl.) (1)	1968-69	USA	2484633-2836018	N/A	12280	12343	89840	12290	12410	12819	12510
1000 SS (E-1) (100 HP) (6-Cyl.) (1)	1968-69	CAN	2487363-2836018	N/A	12280	12343	89840	12290	12410	12819	12510
1000 SS (E-1) (100 HP) (6-Cyl.) (3)	1968-69	USA	2484633-2836018	N/A	12280	12343	89840	12290	12410	12810	12510
1000 SS (E-1) (100 HP) (6-Cyl.) (3)	1968-69	CAN	2487363-2836018	N/A	12280	12343	89840	12290	12410	12810	12510
1000 BP (100 HP) (6-Cyl.)	1968-69		2399698-3253111	N/A	N/A	-	89840	N/A	N.L.A.	12819	N.L.A.
100 HP (4-Cyl.) (6)	1988-98	USA	0B209468 & Up	12094	N/A	12342	89630	N/A	12416	N/A	12416
100 HP (4-Cyl.) (6)	1988-98	BEL	9523034 & Up	12094	N/A	12342	89630	N/A	12416	N/A	12416
100 HP (4-Cyl.) (5)	1988-98	USA	0B209468 & Up	12094	N/A	12342	89630	12043	12416	N/A	12500
100 HP (4-Cyl.) (5)	1988-98	BEL	9523034 & Up	12094	N/A	12342	89630	12043	12416	N/A	12500
105 Jet	1994-95	USA	0D082000 & Up	N/A	12280	12360	89840	12290	12410	12810	12510
105 Jet	1994-95	BEL	9682500 & Up	N/A	12280	12360	89840	12290	12410	12810	12510
1100 (110 HP) (6-Cyl.) (1)	1966-67		1870204-2314955	N/A	12280	12344	89840	12290	12410	12819	12510
1100 (110 HP) (6-Cyl.) (3)	1966-67		1870204-2314955	N/A	12280	12344	89840	12290	12410	12810	12510
1150 (115 HP) (6-Cyl.)	1970-77	USA	2836019-4112634	N/A	12280	12342	89840	12290	12410	12810	12510
1150 (115 HP) (6-Cyl.)	1973-77	AUS	8008665-8027114	N/A	12280	12342	89840	12290	12410	12810	12510

# Mercury / Mariner / Force

## WATER PUMP KITS APPLICATIONS CONTINUED

### 2-STROKE

Model	Year	Country	Serial No. Range	Pump Kit	Upper Kit	Pump Base	Impeller	Impeller Kit	Pump Housing	Pump Cup	Wear Plate
<b>2-Cycle Cont.</b>											
1150 (115 HP) (6-Cyl.)	1973-77	CAN	7010763-7047257	N/A	12280	12342	89840	12290	12410	12810	12510
1150 (115 HP) (6-Cyl.)	1973-77	USA	4112635-4394236	N/A	12280	12356	89840	12290	12410	12810	12510
1150 (115 HP) (6-Cyl.)	1973-77	AUS	8027115-8027439	N/A	12280	12356	89840	12290	12410	12810	12510
1150 (115 HP) (6-Cyl.)	1973-77	CAN	7047258-7075522	N/A	12280	12356	89840	12290	12410	12810	12510
115 HP (6-Cyl.)	1973-88	USA	4394237 & Up	N/A	12280	12370	89840	12290	12410	12810	12510
115 HP (6-Cyl.)	1973-83	AUS	8027440 & Up	N/A	12280	12370	89840	12290	12410	12810	12510
115 HP (6-Cyl.)	1973-88	CAN	7075523 & Up	N/A	12280	12370	89840	12290	12410	12810	12510
115 HP (4-Cyl.) (6)	1989-98	USA	0C100000 & Up	12094	N/A	12342	89630	N/A	12416	N/A	12416
115 HP (4-Cyl.) (6)	1989-98	BEL	9559771 & Up	12094	N/A	12342	89630	N/A	12416	N/A	12416
115 HP (4-Cyl.) (5)	1989-98	USA	0C100000 & Up	12094	N/A	12342	89630	12043	12416	N/A	12500
115 HP (4-Cyl.) (5)	1989-98	BEL	9559771 & Up	12094	N/A	12342	89630	12043	12416	N/A	12500
115 (3-Cyl.) Optimax	-	USA	0T801000 & Up	12094	N/A	12342	89630	12043	12416	N/A	12500
1250 (125 HP) (6-Cyl.) (2)	1968-69		2314956-2839368	N/A	12280	12344	89840	12290	12410	12810	12510
1250 (125 HP) (6-Cyl.) (4)	1968-69		2314956-2839368	N/A	12280	12343	89840	12290	12410	12810	12510
1250 BP (125 HP) (6-Cyl.)	1968-69		2400058-3253111	N/A	N.L.A.	N.L.A.	89840	N/A	N.L.A.	12819	N.L.A.
125 HP (4-Cyl.) (6)	1994-98	USA	0D283222 & Up	12094	N/A	12342	89630	N/A	12416	N/A	12416
125 HP (4-Cyl.) (6)	1994-98	BEL	9793577 & Up	12094	N/A	12342	89630	N/A	12416	N/A	12416
125 HP (4-Cyl.) (5)	1994-98	USA	0D283222 & Up	12094	N/A	12342	89630	12043	12416	N/A	12500
125 HP (4-Cyl.) (5)	1994-98	BEL	9793577 & Up	12094	N/A	12342	89630	12043	12416	N/A	12500
1350 (6-Cyl.)	1970-71	USA	2839369-3293233	N/A	12280	12343	89840	12290	12410	12810	12510
1400 (140 HP) (6-Cyl.)	1972		3293234-3502805	N/A	12280	12343	89840	12290	12410	12810	12510
1400 (140 HP) (6-Cyl.)	1978-81	USA	4865678 & Up	N/A	12280	12370	89840	12290	12410	12810	12510
1400 (140 HP) (6-Cyl.)	1978-81	AUS	8052650 & Up	N/A	12280	12370	89840	12290	12410	12810	12510
1400 (140 HP) (6-Cyl.)	1978-81	CAN	7112773 & Up	N/A	12280	12370	89840	12290	12410	12810	12510
1500 (6-Cyl.)	1973-77	USA	3502806-4121434	N/A	12280	12343	89840	12290	12410	12810	12510
1500 (6-Cyl.)	1973-77	AUS	8005615-8028039	N/A	12280	12343	89840	12290	12410	12810	12510
1500 (6-Cyl.)	1973-77	CAN	7010533-7048782	N/A	12280	12343	89840	12290	12410	12810	12510
1500 (6-Cyl.) (9)	1973-77	USA	4121435-4865677	N/A	12280	12356	89840	12290	12410	12810	12510
1500 (6-Cyl.) (9)	1973-77	AUS	8028040-8052649	N/A	12280	12356	89840	12290	12410	12810	12510
1500 (6-Cyl.) (9)	1973-77	CAN	7048783-7112772	N/A	12280	12356	89840	12290	12410	12810	12510
1500 (6-Cyl.) (10)	1973-77	USA	4121435-4865677	N/A	12280	12370	89840	12290	12410	12810	12510
1500 (6-Cyl.) (10)	1973-77	AUS	8028040-8052649	N/A	12280	12370	89840	12290	12410	12810	12510
1500 (6-Cyl.) (10)	1973-77	CAN	7048783-7112772	N/A	12280	12370	89840	12290	12410	12810	12510
1500 XS (6-Cyl.)	1978	USA	4868648-5327662	N/A	12280	12356	89840	12290	12410	12810	12510
V-135 Carb.	1986-88	USA	0A904646 & Up	N/A	12280	12360	89840	12290	12410	12810	12510
V-135 DFI	1998	USA	0G590000 & Up	N/A	12280	12360	89840	12290	12410	12810	12510
140 Jet	1994-95	USA	0D082000 & Up	N/A	12280	12360	89840	12290	12410	12810	12510
140 Jet	1994-95	BEL	9682500 & Up	N/A	12280	12360	89840	12290	12410	12810	12510
V-150 Carb. (8)	1978-85	USA	4868998-0A904645	N/A	12280	12350	89840	12290	12410	12810	12510
V-150 Carb. (7)	1978-85	USA	4868998-0A904645	N/A	12280	12360	89840	12290	12410	12810	12510
V-150 Carb. EFI & DFI	1986-88	USA	0A904646 & Up	N/A	12280	12360	89840	12290	12410	12810	12510
V-150 XR2, 4, 6, Mag.II, III (8)	1978-88	USA	4868998 & Up	N/A	12280	12350	89840	12290	12410	12810	12510
V-150 XR2, 4, 6, Mag.II, III (7)	1978-88	USA	4868998 & Up	N/A	12280	12360	89840	12290	12410	12810	12510
V-1750, 175 (8)	1976-81	USA	4301235-6618750	N/A	12280	12350	89840	12290	12410	12810	12510
V-1750, 175 (8)	1980-81	AUS	8064250 & Up	N/A	12280	12350	89840	12290	12410	12810	12510
V-1750, 175 (7)	1976-81	USA	4301235-6618750	N/A	12280	12360	89840	12290	12410	12810	12510
V-1750, 175 (7)	1980-81	AUS	8064250 & Up	N/A	12280	12360	89840	12290	12410	12810	12510
V-175 Carb., EFI & DFI	1985-88	USA	6618751 & Up	N/A	12280	12360	89840	12290	12410	12810	12510
V-200 (8)	1978-84	USA	4839034-6625220	N/A	12280	12350	89840	12290	12410	12810	12510
V-200 (8)	1980-81	AUS	8061595-8065672	N/A	12280	12350	89840	12290	12410	12810	12510
V-200 (7)	1978-84	USA	4839034-6625220	N/A	12280	12360	89840	12290	12410	12810	12510
V-200 (7)	1980-81	AUS	8061595-8065672	N/A	12280	12360	89840	12290	12410	12810	12510
V-200 Carb. & EFI (2.5L)	1985-88	USA	6625221 & Up	N/A	12280	12360	89840	12290	12410	12810	12510
V-200 EFI (3.0L)	-	USA	0T750164 & Up	12096	N/A	12341	89630	12043	12415	N/A	12500
V-200 DFI (3.0L)	1997	USA	0G386496-0G589999	12096	N/A	12341	89630	12043	12415	N/A	12500
V-200 DFI (3.0L)	1998	USA	0G590000 & Up	12098	N/A	12341	89630	12043	12415	N/A	12500
V-220 Laser	1987-88	USA	0B117316 & Up	N/A	12280	12360	89840	12290	12410	12810	12510
V-225 (2.4L) (8)	1980-81	USA	5628028 & Up	N/A	12280	12350	89840	12290	12410	12810	12510
V-225 (2.4L) (7)	1980-81	USA	5628028 & Up	N/A	12280	12360	89840	12290	12410	12810	12510
V-225 (3.0L) Carb. & EFI	1994-98	USA	0D280813 & Up	-	N/A	12341	89630	12043	12415	N/A	12500
V-225 DFI	1998	USA	0G590000 & Up	12098	N/A	12341	89630	12043	12415	N/A	12500
V-250 (3.0L) EFI	1995-98	USA	0G129222 & Up	-	N/A	12341	89630	12043	12415	N/A	12500
MARK 5	-		574128-786612	N/A	N/A	N.L.A.	89600	N/A	N.L.A.	N.L.A.	N.L.A.
MARK 6, 6A	-		888005 & Up	N/A	N/A	N.L.A.	89600	N/A	N.L.A.	N.L.A.	N.L.A.
MARK 50	-		ALL	N/A	N/A	N.L.A.	89830	N/A	-	N.L.A.	-
MARK 55	-		831021 & Up	N/A	N/A	N.L.A.	89830	N/A	-	N.L.A.	-
MARK 55A	-		1227131 & Up	N/A	N/A	N.L.A.	89830	N/A	-	N.L.A.	-
MARK 58 (E)	-		1139538 & Up	N/A	N/A	N.L.A.	89830	N/A	-	N.L.A.	-



# Section 7

---

## Mercury / Mariner / Force Prop Hardware, Prop Wrenches, Tools and Anodes

<i>Prop Hardware - 6-15 HP (1 &amp; 2-Cyl.)</i> .....	86
<i>Prop Hardware - 18-25 HP (2-Cyl.)</i> .....	86
<i>Prop Hardware - 30-75 HP (2, 3 &amp; L4-Cyl.)</i> .....	87
<i>Prop Hardware - 60-120 HP (Inline 4-Cyl.)</i> .....	87
<i>Prop Hardware - 70-275 HP (L4 &amp; V6)</i> .....	87
<i>Prop Kits &amp; Hardware Applications</i> .....	88
<i>Prop Wrenches</i> .....	88
<i>Service Tools</i> .....	89-90
<i>Aluminum Anodes &amp; Anode Kits</i> .....	91
<i>Aluminum Anodes &amp; Anode Kits Applications</i> .....	92-94



# Mercury / Mariner / Force

## PROP HARDWARE - 6-15 HP (1 & 2-CYL.)

**No. 21243**  
PROP NUT  
OEM: 11-40140



**No. 22192**  
SPACER  
OEM: 23-42091-1



**No. 22210**  
THRUST WASHER  
OEM: 42037



**No. 22215**  
KIT W/ THRUST  
WASHER  
OEM: N/A



**No. 21243**  
PROP NUT  
OEM: 11-40140



**No. 22192**  
SPACER  
OEM: 23-42091-1



**No. 21281**  
THRUST WASHER  
OEM: 42037-1



**No. 21285**  
KIT W/ THRUST  
WASHER  
OEM: N/A



**No. 21243**  
PROP NUT  
OEM: 11-40140



**No. 22192**  
SPACER  
OEM: 23-42091-1



**No. 22211**  
THRUST WASHER  
OEM: 821932



**No. 22216**  
KIT W/ THRUST  
WASHER  
OEM: N/A



**No. 21243**  
PROP NUT  
OEM: 11-40140



**No. 22192**  
SPACER  
OEM: 23-42091-1



**No. 21282**  
THRUST WASHER  
OEM: 821932-1



**No. 21286**  
KIT W/ THRUST  
WASHER  
OEM: 11-13914A2



## PROP HARDWARE - 18-25 HP (2-CYL.)

**No. 21232**  
PROP NUT  
OEM: 11-40119-12



**No. 21303**  
THRUST WASHER  
OEM: 858498



**No. 21306**  
KIT W/ THRUST  
WASHER  
OEM: 11-40119A1



**No. 21242**  
PROP NUT  
OEM: 11-88228  
Plastic



**No. 21220**  
TAB WASHER  
OEM: 14-76281



**No. 21303**  
THRUST WASHER  
OEM: 858498



**No. 21307**  
KIT W/ THRUST  
WASHER  
OEM: N/A



# Mercury / Mariner / Force

## PROP HARDWARE - 30-75 HP (2, 3 & L4-CYL.)

### No. 21240

PROP NUT  
OEM: 11-69578A1



### No. 21220

TAB WASHER  
OEM: 14-76281



### No. 21290

THRUST WASHER  
OEM: 73345A1



### No. 21260

KIT W/O THRUST WASHER  
OEM: 11-69578Q1



### No. 21295

KIT W/ THRUST WASHER  
OEM: 11-31990A2



## PROP HARDWARE - 60-120 HP (INLINE 4-CYL.)

### No. 21270

PROP NUT KIT  
OEM: 11-52707Q1



### No. 21200

TAB WASHER  
OEM: 14-816629Q



### No. 21350

THRUST WASHER  
OEM: 13191A1



### No. 21355

KIT W/ THRUST WASHER  
OEM: 11-827614A4



## PROP HARDWARE - 70-275 HP (L4 & V6)

### No. 21270

PROP NUT KIT  
OEM: 11-52707Q1



### No. 21200

TAB WASHER  
OEM: 14-816629Q



### No. 21360

TAB WASHER RECEIVER  
OEM: 12-31211A3



### No. 21760

LOCKWASHER  
OEM: 13-42351-1



### No. 21301

THRUST WASHER  
OEM: 12-835467Q1  
Brass or Stainless Steel



### No. 21305

PROP SERVICE KIT  
OEM: 835257Q5



# Mercury / Mariner / Force

## PROP KITS & HARDWARE APPLICATIONS

Model	Year	Receiver	Thrust Washer	Spacer	Lock Washer	Tab Washer	Nut	Kit w/o T. Washer	Kit w/ T. Washer
6-15 HP Half Length Spline	1984 & Up	-	21281	22192	-	-	21243	-	21285
6-15 HP Full Length Spline	1984 & Up	-	22211	22192	-	-	21243	-	22216
6-15 HP All Models	1994 & Up	-	21282	22192	-	-	21243	-	21286
10 HP, XR10, MAG 10, Sea Pro 10	1990-93	-	22210	22192	-	-	21243	-	22215
18-25 HP Sea Pro, Marathon	1980 & Up	-	21303	-	-	21220	21242	-	21307
18-25 HP The Others	1980 & Up	-	21303	-	-	-	21232	-	21306
25, 30, 40, 45, 50, 60 HP (4-Stroke)	1998 & Up	-	21290	-	-	21220	21240	-	21295
30, 40 HP (2-Cyl.)	1994 & Up	-	21290	-	-	21220	21420	21260	21295
40 HP (3-Cyl.)	1997 & Up	-	21290	-	-	21220	21240	21260	21295
40 HP (4-Cyl.)	1989 & Up	-	21290	-	-	21220	21240	21260	21295
50-60 HP (3-Cyl.)	1991 & Up	-	21290	-	-	21220	21240	21260	21295
40, 50 HP (Force)	1995-99	-	21290	-	-	21220	21240	21260	21295
70 HP (Force)	1991-95	-	21290	-	-	21220	21240	21260	21295
75 HP (Force)	1986-98	-	21290	-	-	21220	21240	21260	21295
60 HP Sea Pro, Marathon, Bigfoot	1987 & Up	-	21350	-	-	21201	21230	-	21355
75-125 HP	1987 & Up	-	21350	-	-	21201	21230	-	21355
90, 120 HP (Force)	1995 & Up	-	21350	-	-	21201	21230	-	21355
135-275 HP (V6)	All	21360	21301	-	21760	21201	21230	-	21305

## PROP WRENCHES

### No. 90061

PROP WRENCH  
OEM: 91-859046M4



1-1/16"  
Color Coded:  
**Blue**

75, 90, 100, 115, 125, 135, 150  
175, 200, 225, 250 HP

### No. 90062

PROP WRENCH  
OEM: 91-859046M3



15/16"  
Color Coded:  
**Red**

30, 40, 50, 60 HP

### No. 90063

PROP WRENCH  
OEM: 91-859046M2



13/16"  
Color Coded:  
**Yellow**

20, 25 HP

### No. 90064

PROP WRENCH  
OEM: 91-859046M1



9/16"  
Color Coded:  
**Purple**

6, 8, 9.9, 15 HP

### No. 90065

PROP WRENCH KIT - 1-1/16"  
OEM: 91-8218871


#### Kit Contains:

GLM	OEM	ITEM
21200 (2)	14-816629Q	Tab Washer
21230	11-52707Q1	Prop Nut
90061	91-859046M4	Prop Wrench



1-1/16"

Color Coded:  
**Blue**



With Built In  
Tab Bender

For Mercury / Mariner / Force V4 & V6,  
All Mercruiser & Honda BF75-BF130

### No. 90066

PROP WRENCH KIT - 15/16"  
OEM: 91-856639A1

#### Kit Contains:

GLM	OEM	ITEM
21220 (2)	14-76281	Tab Washer
21240	11-69578Q01	Prop Nut
90062	91-859046M3	Prop Wrench



15/16"

Color Coded:  
**Red**



For Mercury / Mariner / Force Outboard 30-65 HP,  
70 HP 3-Cyl. (1989 & Before), 15-25 HP 4-stroke

# Mercury / Mariner / Force

## SERVICE TOOLS

### No. 90210

PINION NUT ADAPTOR KIT  
 OEM: 91-61067A04  
 Comes with No. 90220  
 Drive Shaft Adaptor



Holds pinion nut when removing  
 pinion gear & drive shaft on V6 gearcases

### No. 90160

PINION GEAR SHIMMING TOOL  
 OEM: 91-56048001



Measures pinion height  
 of V6 gearcases

### No. 90220

DRIVE SHAFT ADAPTER  
 OEM: 91-56775T



13 Spline

Provides a wrench surface to turn  
 the drive shaft on V6 gearcases.

### No. 90230

PROP SHAFT ADAPTOR /  
 DRIVE SHAFT ADAPTOR  
 OEM: 91-61077T



15 Spline

Provides a wrench surface to turn  
 the propeller shaft on V6 gearcases.

### No. 90190

BEARING CARRIER  
 RETAINER WRENCH  
 OEM: 91-61069T



Removes & installs bearing carrier  
 retainer nuts on V6 gearcases.

### No. 90095

PROP & BEARING CARRIER PULLER  
 OEM: N/A  
 Replaces No. 90090



Capacity:  
 5 Tons (min)



TOES OUT  
 For new style  
 bearing carrier.



TOES IN  
 For prop & old  
 style bearing  
 carrier.

For Mercruiser All Style  
 Bearing Carrier & Most Prop.

### No. 90240

DRIVE SHAFT BEARING  
 RETAINER WRENCH  
 OEM: 91-43506T



Removes & installs threaded  
 bearing retainer on V6 gearcases.

# Mercury / Mariner / Force

## SERVICE TOOLS

### No. 90295

PINION BEARING  
REMOVAL & INSTALLATION  
TOOL ASSEMBLY  
OEM: N/A

#### Kit Contains:

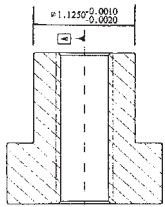
GLM	OEM	ITEM
90260	91-38628T	Pinion Bearing Installation Tool
90270	91-36569T	Driver Head
90280	91-31229	Puller Rod
90290	N/A	Spacer



Installs & removes pinion bearing on V6 O/B gearcases.

### No. 90260

PINION BEARING INSTALLATION TOOL  
OEM: 91-38628T



GLM's new tool more precisely fits the pinion bearing (must remove paper cone) to avoid crooked seating of the bearing that causes gears to break or make noise.

### No. 90270

DRIVER HEAD  
OEM: 91-36569T



Removes pinion bearing on V6 O/B gearcases.

### No. 90280


PULLER ROD  
OEM: 91-31229



Used with No. 90260 & 90270  
Installs & removes pinion bearings.

### No. 90290

SPACER  
OEM: N/A



Fits No. 90280  
Installs pinion bearings.

### No. 90150

UNIVERSAL PULLER PLATE  
OEM: 91-37241



Pulls gears & bearings.

### No. 90140

SHIFT SHAFT BUSHING TOOL  
OEM: 91-31107T



Removes & installs the shift shaft bushing in the V6 gearcases.



# Mercury / Mariner / Force

## ALUMINUM ANODES & ANODE KITS

<p><b>No. 12670</b> ALUMINUM ANODE OEM: 31640Q4</p> 	<p><b>No. 12907</b> ALUMINUM ANODE OEM: 42121A2</p> 	<p><b>No. 12690</b> ALUMINUM ANODE OEM: 818298Q1</p> 
<p><b>No. 12710</b> ALUMINUM ANODE OEM: 76214Q5</p> 	<p><b>No. 12908</b> ALUMINUM ANODE OEM: 98432T6</p> 	<p><b>No. 12720</b> ALUMINUM ANODE OEM: 89949A1</p> 
<p><b>No. 12918</b> ALUMINUM ANODE OEM: 825271-1</p> 	<p><b>No. 12680</b> ALUMINUM ANODE OEM: 822777Q1</p> 	<p><b>No. 26675</b> ALUMINUM ANODE OEM: 880653</p>  <p style="text-align: right;"><b>NEW</b></p> <p>For 6-Cylinder Verado Power Trim</p>
<p><b>No. 12675</b> ALUMINUM ANODE OEM: 826134Q</p> 	<p><b>No. 12676</b> ALUMINUM ANODE OEM: 822157T2</p> 	<p><b>No. 26676</b> ALUMINUM ANODE OEM: 893404</p>  <p style="text-align: right;"><b>NEW</b></p> <p>For 6-Cylinder Verado Power Trim</p>
<p><b>No. 12945</b> ALUMINUM ANODE KIT OEM: N/A</p> <p>For 4-Cylinder Verado</p>  <p style="text-align: right;"><b>NEW</b></p>	<p><b>No. 12944</b> ALUMINUM ANODE KIT OEM: 8M0058677</p> <p>For 6-Cylinder Verado</p>  <p style="text-align: right;"><b>NEW</b></p>	

## ALUMINUM PROP NUT ANODE KITS & REPLACEMENT ANODES

Prop Nut Anode Kits			Aluminum	Replacement Anodes			Aluminum
GLM No.	Shaft Size	Thread Size		GLM No.	For Kit No.	Anode Size	
<b>12706</b> OEM: 809660A1	7/8"	5/8" NC 11		<b>12705</b> OEM: 809660	12706	∅ 1-5/8" x 2"L	
<b>12717</b> OEM: 809662A1	1"	3/4" NC 10		<b>12707</b> OEM: 809662T	12717 12718	∅ 2" x 2-5/8"L	
<b>12718</b> OEM: 809664A1	1-1/8"	3/4" NF 16					

# Mercury / Mariner / Force

## ANODE APPLICATIONS

Model	Year	Serial No. Range	Anodic Trim Tab / Plate	Mat.	Anodic P/T Plate	Mat.	Side Mounted Anodes	Mat.	Anodic Prop Nut Kit	Prop Nut Anode Only
6	1986-03	0A197112-0T800749	12907	Alum.	N/A	-	N/A	-	N/A	N/A
8	1986-06	0A19712 and Up	12907	Alum.	N/A	-	N/A	-	N/A	N/A
8 Bodensee (4-Stroke)	1995-98	0H000058-0H017099	12907	Alum.	N/A	-	N/A	-	N/A	N/A
8 Bodensee (4-Stroke)	1999-00	0G760300 and Up	12907	Alum.	N/A	-	N/A	-	N/A	N/A
9.9	1986-06	0A197112 and Up	12907	Alum.	N/A	-	N/A	-	N/A	N/A
9.9 (4-Stroke)	1995-98	0H000058-0H016909	12907	Alum.	N/A	-	N/A	-	N/A	N/A
9.9 Bigfoot (4-Stroke)	1995-98	0H000058-0H016909	12908	Alum.	N/A	-	N/A	-	N/A	N/A
10 Sea Pro, XR10	1990-06	0D038000 and Up	12907	Alum.	N/A	-	N/A	-	N/A	N/A
15	1989-06	0B292414 and Up	12907	Alum.	N/A	-	N/A	-	N/A	N/A
15 (4-Stroke)	1998-06	0G590000 and Up	12907	Alum.	N/A	-	N/A	-	N/A	N/A
15 Bigfoot (4-Stroke)	1998-06	0G590000 and Up	12908	Alum.	N/A	-	N/A	-	N/A	N/A
15 Sea Pro	1994-06	0G044365 and Up	12907	Alum.	N/A	-	N/A	-	N/A	N/A
15 XD Sea Pro Bigfoot	1997-06	0G044365 and Up	12908	Alum.	N/A	-	N/A	-	N/A	N/A
18	1983	6416713-6443972	12908	Alum.	N/A	-	N/A	-	N/A	N/A
18 XD	1984-85	6443973 and Up	12908	Zinc	N/A	-	N/A	-	N/A	N/A
20 (2-Cyl.)	1988-03	0B238464-0T800749	12908	Zinc	N/A	-	N/A	-	N/A	N/A
20 XD (2-Cyl.)	1986-87	6443973 and Up	12908	Zinc	N/A	-	N/A	-	N/A	N/A
25 (2-Cyl.)	1983	6416713-6443972	12908	Alum.	N/A	-	N/A	-	N/A	N/A
25 (2-Cyl.)	1988-06	0B238464 and Up	12908	Zinc	N/A	-	N/A	-	N/A	N/A
25 (4-Stroke)	1998-06	0G590000 and Up	12676	Alum.	N/A	-	N/A	-	N/A	N/A
25 Lighting (3-Cyl.)	1997-06	0E268781 and Up	12908	Alum.	N/A	-	N/A	-	N/A	N/A
25 Sea Pro	1988-06	0B238464 and Up	12908	Alum.	N/A	-	N/A	-	N/A	N/A
25 XD	1984-87	6443973 and Up	12908	Alum.	N/A	-	N/A	-	N/A	N/A
30 (2-Cyl.)	1994-02	0G053314-0T598999	12676	Alum.	12918	Alum.	N/A	-	N/A	12705
30 (4-Stroke) (3-Cyl.)	1999-06	0G760300 and Up	12676	Alum.	12690	Alum.	N/A	-	N.L.A.	12705
35 (2-Cyl.)	1984-89	6445653 and Up	12670	Alum.	N/A	-	N/A	-	N.L.A.	12705
35, 350	1963-69	1571114-2874703	12670	Alum.	N/A	-	N/A	-	N.L.A.	12705
40 (2-Cyl.)	1994-06	0G053314 and Up	12676	Alum.	12918	Alum.	N/A	-	N.L.A.	12705
40 (3-Cyl.)	1997-06	0G531301 and Up	12676	Alum.	12918	Alum.	N/A	-	N.L.A.	12705
40 (4-Cyl.)	1989-95	0C159200 and Up	12670	Alum.	12690	Alum.	N/A	-	N.L.A.	12705
40 (4-Stroke) (3-Cyl.)	1998-06	0G231123 and Up	12676	Alum.	12690	Alum.	N/A	-	N.L.A.	12705
40, 400 (2-Cyl.)	1970-71	2874704 and Up	12670	Alum.	N/A	-	N/A	-	N.L.A.	12705
40, 402 & 40 (2-Cyl.)	1972-78	3336258 and Up	12670	Alum.	N/A	-	N/A	-	N.L.A.	12705
45 (4-Cyl.)	1986	5531630-0B110788	12670	Alum.	N/A	-	N/A	-	12706	12705
45 (4-Cyl.)	1987-89	0B110789 and Up	12670	Alum.	12690	Alum.	N/A	-	12706	12705
45, 450 (4-Cyl.)	1962	1476510-1531568	N/A	-	N/A	-	N/A	-	12706	12705
45 Bigfoot-Bodensee (4-Stroke)	1996-00	0G231123-0T178499	N/A	-	12918	Alum.	12675	Alum.	12718	12707
45 Bodensee (4-Stroke)	1996-00	0G231123-0T178499	12676	Zinc	12918	Alum.	N/A	-	12706	12705
50 (3-Cyl.)	1986	642861-0B122929	12670	Alum.	N/A	-	N/A	-	12706	12705
50 (3-Cyl.)	1987-90	0B122930-0D000749	12670	Alum.	12690	Alum.	N/A	-	12706	12705
50 (3-Cyl.)	1991-97	0D000750-0G589999	-	Zinc	12690	Alum.	N/A	-	12706	12705
50 (3-Cyl.)	1998-06	0G590000 and Up	12676	Zinc	12918	Alum.	N/A	-	12706	12705
50 (4-Stroke)	1996-00	0G231123-0T178499	12676	Zinc	12918	Alum.	N/A	-	12706	12705
50 Bigfoot (3-Cyl.)	1991-97	0D000750-0G589999	N/A	-	12690	Alum.	12675	Alum.	12718	12707
50 Bigfoot (4-Stroke)	1996-00	0G231123-0T178499	N/A	-	12918	Alum.	12675	Alum.	12718	12707
50, 500	1961-62	1477910-1639472	N/A	-	N/A	-	N/A	-	12706	12705
50, 500 & 50 (4-Cyl.)	1963-85	1639473 and Up	12670	Alum.	N/A	-	N/A	-	12706	12705
55 (3-Cyl.)	1996-06	0D000750 and Up	-	Zinc	12690	Alum.	N/A	-	12706	12705
55 Bigfoot (3-Cyl.)	1996-06	0D000750 and Up	N/A	-	12690	Alum.	12675	Alum.	12718	12707
60 (3-Cyl.)	1984-86	6428681-0B122929	12670	Alum.	N/A	-	N/A	-	12706	12705
60 (3-Cyl.)	1987-90	0B122930-0D000749	12670	Alum.	12690	Alum.	N/A	-	12706	12705
60 (3-Cyl.)	1991-06	0D000750 and Up	-	Zinc	12690	Alum.	N/A	-	12706	12705
60 Bigfoot (3-Cyl.)	1996-06	0d000750 and Up	N/A	-	12690	Alum.	12675	Alum.	12718	12707
65, 650 (4-Cyl.)	1963-68	1542745-2452709	12670	Alum.	N/A	-	N/A	-	12717	12707
65, 650 (4-Cyl.)	1969-71	2503991-3293183	12670	Alum.	N/A	-	N/A	-	12718	12707
65, 650 (3-Cyl.)	1972-76	3293184-4571651	12670	Alum.	N/A	-	N/A	-	12706	12705
70, 700 (6-Cyl.)	1960-61	1296411-1566239	N/A	-	N/A	-	N/A	-	12717	12707
70 (3-Cyl.)	1977-83	4571652-0A996141	12670	Alum.	N/A	-	N/A	-	12706	12705
70 (3-Cyl.)	1987-89	0A996142 and Up	12670	Alum.	12690	Alum.	N/A	-	12718	12707
75 (4-Cyl.)	1984-86	6432901 and Up	12670	Alum.	12690	Alum.	N/A	-	12718	12707
75 (3-Cyl.)	1990-92	0A996142-0D283221	12670	Alum.	12690	Alum.	N/A	-	12718	12707
75 (3-Cyl.)	1993-98	0D283222-0G760299	12670	Alum.	12690	Alum.	N/A	-	12718	12707
75 (3-Cyl.)	1993-06	0D283222 and Up	-	-	12690	Alum.	12675	Alum.	12718	12707
75 (4-Stroke)	1999-06	0G960500 and Up	-	-	12690	Alum.	12675	Alum.	12718	12707
80 (3-Cyl.)	1987-89	0A996142 and Up	12670	Alum.	12690	Alum.	N/A	-	12718	12707
80, 800 (6-Cyl.)	1960	1335465-1566239	N/A	-	N/A	-	N/A	-	12717	12707
80, 800 & 80 (4-Cyl.)	1969-83	2559001-6432900	12670	Alum.	N/A	-	N/A	-	12718	12707
85, 850 (6-Cyl.)	1962-64	1460999-1766823	N/A	-	N/A	-	N/A	-	12717	12707
85, 850 (4-Cyl.)	1973-77	3493913-4831998	12670	Alum.	N/A	-	N/A	-	12718	12707
90, 900 (6-Cyl.)	1965	1766824-1869775	12670	Alum.	N/A	-	N/A	-	12717	12707
90, 900 & 90 (6-Cyl.)	1978-83	4845301-6436122	12670	Alum.	N/A	-	N/A	-	12718	12707
90 (6-Cyl.)	1984-87	6436123 and Up	12670	Alum.	12690	Alum.	N/A	-	12718	12707
90 (3-Cyl.)	1987-92	0A996142-0D283221	12670	Alum.	12670	Alum.	N/A	-	12718	12707
90 (3-Cyl.)	1993-98	0D283222-0G760299	12670	Alum.	12690	Alum.	N/A	-	12718	12707
90 (3-Cyl.)	1993-06	0D283222 and Up	-	-	12690	Alum.	12675	Alum.	12718	12707
90 (4-Stroke)	1999-06	0G960500 and Up	-	-	12690	Alum.	12675	Alum.	12718	12707
95, 950 (6-Cyl.)	1966-67	1869776-2318585	12670	Alum.	12690	Alum.	N/A	-	12717	12707
100 (4-Cyl.)	1988-92	0B209468-0D283221	12670	Alum.	12690	Alum.	N/A	-	12718	12707



# Mercury / Mariner / Force

## ANODE APPLICATIONS

Model	Year	Serial No. Range	Anodic Trim Tab / Plate	Mat.	Anodic P/T Plate	Mat.	Side Mounted Anodes	Mat.	Anodic Prop Nut Kit	Prop Nut Anode Only
100 (4-Cyl.)	1993-95	0D283222-0G760299	12670	Alum.	12690	Alum.	N/A	-	12718	12707
100 (4-Cyl.)	1993-06	0D283222 and Up	-	-	12690	Alum.	12675	Alum.	12718	12707
100, 1000	1962-65	1464949-1768403	N/A	-	N/A	-	N/A	-	12717	12707
100, 1000	1968	1768404-2318585	12670	Alum.	N/A	-	N/A	-	12717	12707
100, 1000SS	1968	2318586-2413843	12670	Alum.	N/A	-	N/A	-	12717	12707
100, 1000SS	1969	2484633-2836018	12670	Alum.	N/A	-	N/A	-	12718	12707
110, 1100	1966-67	1870204-2314955	12670	Alum.	N/A	-	N/A	-	12717	12707
115 (4-Cyl.)	1989-92	0C100000-0D283221	12670	Alum.	12690	Alum.	N/A	-	12718	12707
115 (4-Cyl.)	1993-95	0D283222-0G760299	12670	Alum.	12690	Alum.	N/A	-	12718	12707
115 (4-Cyl.)	1993-06	0D283222 and Up	-	-	12070	Alum.	12675	Alum.	12718	12707
115 (6-Cyl.)	1984-88	6436123 and Up	12670	Alum.	12690	Alum.	N/A	-	12718	12707
115, V-115 DFI	2000-06	0G960500 and Up	-	-	12690	Alum.	12675	Alum.	12718	12707
115, 1150 & 115 (6-Cyl.)	1970-83	2836019-6435122	12670	Alum.	N/A	-	N/A	-	12718	12707
125 (4-Cyl.)	1993-95	0D283222-0G760299	12670	Alum.	12690	Alum.	N/A	-	12718	12707
125 (4-Cyl.)	1993-06	0D283222 and Up	-	-	12690	Alum.	12675	Alum.	12718	12707
125, 1250	1968	2314956-2483741	12670	Alum.	N/A	-	N/A	-	12717	12707
125, 1250	1969	2536210-2839368	12670	Alum.	N/A	-	N/A	-	12718	12707
135, 1350	1970-71	2839369-3293233	12670	Alum.	N/A	-	N/A	-	12718	12707
135, V-135	1986-91	0A904646-0D081999	12670	Alum.	12690	Alum.	N/A	-	12718	12707
135, V-135	1992-95	0D082000-0G303045	12670	Alum.	12690	Alum.	N/A	-	12718	12707
135, V-135	1992-06	0D082000 and Up	-	-	12690	Alum.	12675	Alum.	12718	12707
135, V-135 DFI	1998-06	0G590000 and Up	-	-	12690	Alum.	12675	Alum.	12718	12707
135, V-135 DFI Tracker	2000-06	0G960500 and Up	12710	Alum.	12690	Alum.	12675	Alum.	12718	12707
135, V-135 Tracker	1996-06	0G303046 and Up	12710	Alum.	12690	Alum.	12675	Alum.	12718	12707
140, 1400 & 140	1972-81	3293234 and Up	12670	Alum.	N/A	-	N/A	-	12718	12707
150, 1500	1973-77	3502806-4865677	12670	Alum.	N/A	-	N/A	-	12718	12707
150, 1500	1973-77	3502806-4865677	12671	Alum.	N/A	-	N/A	-	12718	12707
150, V-150	1985-91	6616991-0D081999	12670	Alum.	12690	Alum.	N/A	-	12718	12707
150, V-150	1992-95	0D082000-0G303045	12670	Alum.	12690	Alum.	N/A	-	12718	12707
150, V-150	1992-06	0D082000 and Up	-	-	12690	Alum.	12675	Alum.	12718	12707
150, V-150 DFI	1998-06	0G590000 and Up	-	-	12690	Alum.	12675	Alum.	12718	12707
150, V-150 Tracker	2000-06	0G960500 and Up	12710	Alum.	12690	Alum.	12675	Alum.	12718	12707
150, V-150 Tracker	1996-06	0G303046 and Up	12710	Alum.	12690	Alum.	12675	Alum.	12718	12707
150, V-150 EFI	1996-06	0G303046-0G760299	-	-	12690	Alum.	12675	Alum.	12718	12707
150, V-150 EFI	1999-06	0G760300 and Up	12710	Alum.	12690	Alum.	12675	Alum.	12718	12707
150, V-150 EFI (Bluewater)	1999-06	0G760300 and Up	-	-	12690	Alum.	12675	Alum.	12718	12707
150, V-150 EFI (Tracker)	1996-06	0G303046 and Up	12710	Alum.	12690	Alum.	12675	Alum.	12718	12707
150, V-150XRI (EFI)	1992-95	0D082000-0G303045	12670	Alum.	12690	Alum.	N/A	-	12718	12707
150, V-150XRI (EFI)	1992-95	0D082000-0G303045	-	-	12690	Alum.	12675	Alum.	12718	12707
150, V-1500 & V-150	1978-84	4868998-6616990	12670	Alum.	12720	Alum.	N/A	-	12718	12707
150 XR-4	1988-91	0B242885 and Up	-	Zinc	12690	Alum.	N/A	-	12718	12707
150 XR-4	1988-91	0B242885 and Up	12670	Alum.	12690	Alum.	N/A	-	12718	12707
150 XR-6	1992-95	0D082000-0G303045	12670	Alum.	12690	Alum.	N/A	-	12718	12707
150 XR-6	1992-98	0D082000-0G760299	-	-	12690	Alum.	12675	Alum.	12718	12707
150 XR-6	1999-06	0G760300 and Up	12710	Alum.	12690	Alum.	12675	Alum.	12718	12707
175, V-175	1980-84	5488752-6618750	12670	Alum.	12720	Alum.	N/A	-	12718	12707
175, V-175	1985-91	6618751-0D081999	12670	Alum.	12690	Alum.	N/A	-	12718	12707
175, V-175	1992-95	0D082000-0G303045	12670	Alum.	12690	Alum.	N/A	-	12718	12707
175, V-175	1992-98	0D082000-0G760299	-	-	12690	Alum.	12675	Alum.	12718	12707
175, V-175	1999-06	0G760300 and Up	12710	Alum.	12690	Alum.	12675	Alum.	12718	12707
175, V-175 EFI	1996-98	0G303046-0G760299	-	-	12690	Alum.	12675	Alum.	12718	12707
175, V-175 EFI	1999-06	0G760300 and Up	12710	Alum.	12690	Alum.	12675	Alum.	12718	12707
175, V-175 EFI (Bluewater)	1999-06	0G760300 and Up	-	-	12690	Alum.	12675	Alum.	12718	12707
175, V-175 EFI (Tracker)	1996-06	0G303046 and Up	12710	Alum.	12690	Alum.	12675	Alum.	12718	12707
175, V-175XRI (EFI)	1991	0D000750-0D081999	12670	Alum.	12690	Alum.	N/A	-	12718	12707
175, V-175XRI (EFI)	1992-95	0D082000-0G303045	12670	Alum.	12690	Alum.	N/A	-	12718	12707
175, V-175XRI (EFI)	1992-95	0D082000-0G303045	-	-	12690	Alum.	12675	Alum.	12718	12707
175, B-1750 & V-175	1976-79	4301235-5488751	12670	Alum.	N/A	-	N/A	-	12718	12707
200, V-200	1980-84	5464486-6625220	12670	Alum.	12720	Alum.	N/A	-	12718	12707
200, V-200	1985-91	6625221-0D081999	12670	Alum.	12690	Alum.	N/A	-	12718	12707
200, V-200	1992-95	0D082000-0G303045	12670	Alum.	12690	Alum.	N/A	-	12718	12707
200, V-200	1992-98	0D082000-0G760299	-	-	12690	Alum.	12675	Alum.	12718	12707
200, V-200	1999-06	0G760300 and Up	12710	Alum.	12690	Alum.	12675	Alum.	12718	12707
200, V-200 EFI	1989-90	0C100861-0C291519	12670	Alum.	12690	Alum.	N/A	-	12718	12707
200, V-200 EFI	1996-98	0G303046-0G760299	-	-	12690	Alum.	12675	Alum.	12718	12707
200, V-200 EFI	1999-06	0G760300 and Up	12710	Alum.	12690	Alum.	12675	Alum.	12718	12707
200, V-200 EFI (Bluewater)	1999-06	0G760300 and Up	-	-	12690	Alum.	12675	Alum.	12718	12707
200, V-200 EFI (Tracker)	1996-06	0G303046 and Up	12710	Alum.	12690	Alum.	12675	Alum.	12718	12707
200, V-200 DFI	1997-06	0G386496 and Up	12710	Alum.	12690	Alum.	12675	Alum.	12718	12707
200, V-200XRI (EFI)	1991	0C291520-0D081999	12670	Alum.	12690	Alum.	N/A	-	12718	12707
200, V-200XRI (EFI)	1992-95	0D082000-0G303045	12670	Alum.	12690	Alum.	N/A	-	12718	12707
200, V-200XRI (EFI)	1992-95	0D082000-0G303025	-	-	12690	Alum.	12675	Alum.	12718	12707
200, V-2000 & V-200	1978-79	4839034-564485	12670	Alum.	N/A	-	N/A	-	12718	12707
220, V-220	1987-88	0B117316 and Up	12670	Alum.	12690	Alum.	N/A	-	12718	12707
225, V-225	1980-81	5628028 and Up	12670	Alum.	12720	Alum.	N/A	-	12718	12707
225, V-225	1994-97	0D280813-0G437999	12680	Alum.	12690	Alum.	N/A	-	12718	12707
225, V-225	1994-97	0D280813-0G437999	-	-	12690	Alum.	12675	Alum.	12718	12707
225, V-225	1998-06	0G438000-0G437999	12710	Alum.	12690	Alum.	12675	Alum.	12718	12707



# Section 8

---

## Mercury / Mariner / Force Pistons

<i>GLM Exclusive Marine Piston</i> .....	96
<i>Piston Ring Coatings Comparison</i> .....	96
<i>Piston Designs (Crossflow, Loopcharged &amp; Four-Stroke)</i> .....	97
<i>Inline 3-Cylinder DFI Pistons</i> .....	98
<i>Inline 4-Cylinder Crossflow Pistons</i> .....	99
<i>2 &amp; 3-Cylinder Loopcharged Pistons</i> .....	100
<i>Inline 2, 3, 4 &amp; 6-Cylinder Crossflow Pistons</i> .....	101
<i>3-Cylinder Loopcharged Pistons</i> .....	102
<i>Inline 3 &amp; 4-Cylinder Loopcharged Pistons</i> .....	103-105
<i>60° V6 Loopcharged Pistons</i> .....	106-109
<i>Inline 2, 3, 4 &amp; 6-Cyl. Piston Kits &amp; Rings Applications</i> .....	110-111
<i>60° V6 Piston Kits &amp; Rings Applications</i> .....	112



# Mercury / Mariner / Force

## GLM'S EXCLUSIVE MARINE PISTONS

- Fully Machined Hypereutectic Pistons
- Featuring a Hard Anodizing Coating on Top
- Resisting Temperatures up to 1560°F
- Hardness: HV280-400
- Pistons are T-6 Heat Treated

### OEM CAST vs. FORGED

(99% of OEM Pistons are Cast)

	CASTING	FORGING
Pros	Low expansion rate Lighter weight Longer life Lower costs	Greater Strength
Cons	Less strength but compensated by strong mold process	Heavier weight High expansion rate Shorter life Higher costs
Verdict	For Recreational For General use	High Performance Purposes

### GLM PISTONS ARE 100% CAST

## PISTON RING COATINGS COMPARISON

**DID YOU KNOW** sometimes as much as 30% of engine friction comes from the piston rings? Therefore, 2-ring pistons have less friction than 3-ring pistons.

**To minimize piston ring friction in the engine you should:**

- Choose the right ring tension and coating.
- If for oversize, check that the bore size is correct.
- Change the engine oil regularly.

RING COATING	SCUFF RESISTANCE	WEAR RESISTANCE
Plain	Poor	Low
Plasma Moly	Excellent	Good
Nitriding	Average	Excellent
Chrome	Average	Excellent

Warning: GLM will not cover the warranty for non-authorized marine engine boring services.



# Mercury / Mariner / Force

## PISTON DESIGNS

There are four basic piston designs used in Mercury / Mariner / Force engines; DFI, Crossflow, Loopcharged and Four-Stroke.

DFI	Crossflow	Loopcharged	Four-Stroke
<p>The innovative optimax direct injection delivers the ultimate in efficiency. The dome shaped piston head directs the air-fuel charge to the spark plugs more efficiently providing outstanding running quality along with excellent reliability. Thanks to the two stage direct injection technology it supplies a constant mix of atomized fuel and air to the spark plug thereby lowering emissions and enhancing fuel economy. The DFI can be Identified by splash well on top of piston.</p>	<p>The oldest design, and the one used on Mercury / Mariner / Force 35-150 HP engines from 1970-1990 is the crossflow piston. As the air / fuel mixture travels through the transfer port and into the cylinder, a deflector, cast into the top of the piston, directs the air / fuel mixture towards the combustion chamber and spark plug tip for maximum efficiency. All engines with deflectors on top of the pistons will be crossflow engines. External inspection of a crossflow engine will reveal removable transfer port covers on the side of the cylinders.</p>	<p>In 1976 Mercury / Mariner / Force introduced V6 engines with looper pistons. This engine was the 175 HP V6. A loopcharged engine has a transfer port cast into the cylinder wall in such a way that it will direct the air / fuel mixture towards the combustion chamber and spark plug tip without the need for a piston deflector. All engines with a flat top or a slight dome on the top of the pistons will be loop-charged. Loopcharged engines will not have removable transfer port covers on the side of the cylinders.</p>	<p>Four-stroke / four-cycle engines have oil stored in the crankcase and is splashed onto the cylinder walls for piston and ring lubrication. The four-stroke pistons are equipped with oil control rings to scrape excess oil off of the cylinder walls. Four-stroke pistons are easily identified by a three piece oil control ring in the bottom ring position. The pistons almost always have a flat top or a dished top and never have needle bearings between the wrist pin and connecting rod (like two-stroke engines).</p>
<p><b>Piston with Dome Top and Splash Well</b></p> 	<p><b>Piston with Deflector Top</b></p> 	<p><b>Piston with Flat Top</b></p> 	<p><b>Piston with Flat Top &amp; Oil-ring in the Bottom Position</b></p> 
 <p>Standard Ring Set</p>	 <p>Removeable Transfer Port Cover</p>	 <p>Non-Removeable Transfer Port Cover</p>	 <p>3 Rings w/ Oil Control Ring in Bottom Position</p>

# Mercury / Mariner / Force

## INLINE 3-CYLINDER DFI PISTONS

Optimax DFI Pistons for Inline 3-Cylinder 75, 90, 115 HP  
Mercury / Mariner / Force

These engines use  $\varnothing$  3.630" or 92mm Pistons

75 HP L3-Cyl. OT980000 & Up  
90 HP L3-Cyl. OT801000 & Up  
115 HP L3-Cyl. OT801000 & Up



### Pistons for above engines

<u>GLM Piston No.</u>	<u>Size</u>	<u>OEM Piston No.</u>
<b>24600</b>	$\varnothing$ 92mm	700-879858T08
<b>24610</b>	$\varnothing$ 92mm +.015	700-896961A02
<b>24620</b>	$\varnothing$ 92mm +.030	700-896962A02

*all pistons come with rings, pin and retainers*



### Rings for above $\varnothing$ 2.565" pistons

<u>GLM Ring No.</u>	<u>Size</u>	<u>OEM Ring No.</u>
<b>24670</b>	$\varnothing$ 92mm	39-827179A12
<b>24680</b>	$\varnothing$ 92mm +.015	39-875252A12
<b>24690</b>	$\varnothing$ 92mm +.030	39-875257A12

*all rings come 2 to a set*



# Mercury / Mariner / Force

## INLINE 4-CYLINDER CROSSFLOW PISTONS

### Crossflow Pistons for Inline 4-Cylinder 30-50 HP (1970-2002) Mercury / Mariner / Force

#### These engines use $\varnothing$ 2.565" Pistons

30 Jet	L4-Cyl.	Keystone Rings	1998-2002
40 HP	L4-Cyl.	Keystone Rings	1990-1997
45 HP	L4-Cyl.	Keystone Rings	1986-1989
50 HP	L4-Cyl.	Keystone Rings	1970-1985



#### Pistons for above engines

<u>GLM Piston No.</u>	<u>Size</u>	<u>OEM Piston No.</u>
<b>14370</b>	$\varnothing$ 2.565	780-9229A7
<b>14380</b>	$\varnothing$ 2.565 +.015	780-9229A10
<b>14390</b>	$\varnothing$ 2.565 +.030	N/A

*all pistons come with rings, pin and retainers*

#### Rings for above $\varnothing$ 2.565" pistons

<u>GLM Ring No.</u>	<u>Size</u>	<u>OEM Ring No.</u>
<b>14241</b>	$\varnothing$ 2.565	39-18653A12
<b>14251</b>	$\varnothing$ 2.565 +.015	39-18653A1
<b>14261</b>	$\varnothing$ 2.565 +.030	N/A

*all rings come 2 to a set*

# Mercury / Mariner / Force

## 2 & 3-CYLINDER LOOPCHARGED PISTONS

### Loopcharged Pistons for 2 & 3-Cylinder 30-60 HP (1994-2002) Mercury / Mariner / Force

#### These engines use $\varnothing$ 2.993" (76mm) Pistons

30 HP	2-Cyl.	1994-2002
30 Jet	2-Cyl.	1998-2002
40 HP	2-Cyl.	1994-2002
40 HP	3-Cyl.	1997-2002
50 HP	3-Cyl.	1998-2002
55 HP	3-Cyl.	1998-2002
60 HP	3-Cyl.	1998-2002



#### Pistons for above engines

<u>GLM Piston No.</u>	<u>Size</u>	<u>OEM Piston No.</u>
<b>14790</b>	$\varnothing$ 2.993	705-850026T3
<b>14800</b>	$\varnothing$ 2.993 +.015	705-850026T2

*all pistons come with rings, pin and retainers*

#### Rings for above $\varnothing$ 2.993" pistons

<u>GLM Ring No.</u>	<u>Size</u>	<u>OEM Ring No.</u>
<b>14171</b>	$\varnothing$ 2.993	39-821695A4
<b>14181</b>	$\varnothing$ 2.993 +.015	39-821695A6

*all rings come 2 to a set*



# Mercury / Mariner / Force

## INLINE 2, 3, 4 & 6-CYLINDER CROSSFLOW PISTONS

### Crossflow Pistons for Inline 2, 3, 4 & 6-Cylinder 35-150 HP (1970-1990) Mercury / Mariner / Force

These engines use  $\varnothing$  2.875" Low Dome Pistons  
Low Dome Piston Kits can replace High Dome Piston Kits  
and will not affect engines operation.

35 HP	2-Cyl.	1984-1989	80 HP	L4-Cyl.	1978-1983
40 HP	2-Cyl.	1972-1983	85 HP	L4-Cyl.	1973-1977
50 HP	3-Cyl.	1984-1990	90 HP	L6-Cyl.	1978-1986
60 HP	3-Cyl.	1984-1990	115 HP	L6-Cyl.	1984-1988
65 HP	3-Cyl.	1973-1976	135 HP	L6-Cyl.	1970-1971
70 HP	3-Cyl.	1977-1983	140 HP	L6-Cyl.	1978-1980
75 HP	L4-Cyl.	1984-1986	150 HP	L6-Cyl.	1973-1978



#### Pistons for above engines

<u>GLM Piston No.</u>	<u>Size</u>	<u>OEM Piston No.</u>
<b>14010</b>	$\varnothing$ 2.875	774-9137A9, 774-9137A12
<b>14030</b>	$\varnothing$ 2.875 +.015	774-9137A10, 774-9137A13
<b>14050</b>	$\varnothing$ 2.875 +.030	774-9137A11, 774-9137A14

*all pistons come with rings, pin and retainers*

#### Rings for above $\varnothing$ 2.875" pistons

<u>GLM Ring No.</u>	<u>Size</u>	<u>OEM Ring No.</u>
<b>14210</b>	$\varnothing$ 2.875	39-817096A6
<b>14220</b>	$\varnothing$ 2.875 +.015	39-817096A16
<b>14230</b>	$\varnothing$ 2.875 +.030	39-817096A26

*all rings come 2 to a set*

# Mercury / Mariner / Force

## 3-CYLINDER LOOPCHARGED PISTONS

### Loopcharged Pistons for 3-Cylinder 50-60 HP (1998-2002) Mercury / Mariner / Force

These engines use  $\varnothing$  2.955" (75mm) Pistons

50 HP	3-Cyl.	1998-2002
55 HP	3-Cyl.	1998-2002
60 HP	3-Cyl.	1998-2002



#### Pistons for above engines

<u>GLM Piston No.</u>	<u>Size</u>	<u>OEM Piston No.</u>
<b>14070</b>	$\varnothing$ 2.955	783-9613T1
<b>14080</b>	$\varnothing$ 2.955 +.015	783-9613T2
<b>14090</b>	$\varnothing$ 2.955 +.030	783-9613T3

*all pistons come with rings, pin and retainers*

#### Rings for above $\varnothing$ 2.955" pistons

<u>GLM Ring No.</u>	<u>Size</u>	<u>OEM Ring No.</u>
<b>14911</b>	$\varnothing$ 2.955	39-19721A6
<b>14921</b>	$\varnothing$ 2.955 +.015	39-19721A1
<b>14931</b>	$\varnothing$ 2.955 +.030	39-19721A2

*all rings come 2 to a set*

# Mercury / Mariner / Force

## INLINE 3 & 4-CYLINDER LOOPCHARGED PISTONS

### Loopcharged Pistons for Inline 3 & 4-Cylinder 65-115 HP (1994-2000) Mercury / Mariner / Force

These engines use  $\varnothing$  3.500" Pistons

65 Jet	3-Cyl.	1994-1998
75 HP	3-Cyl.	1994-2000
80 Jet	3-Cyl.	1994-1998
90 HP	3-Cyl.	1994-2000
100 HP	L4-Cyl.	1994-2000
115 HP	L4-Cyl.	1994-2000



#### Pistons for above engines

<u>GLM Piston No.</u>	<u>Size</u>	<u>OEM Piston No.</u>
<b>14470</b>	$\varnothing$ 3.500	2704-826191T4
<b>14480</b>	$\varnothing$ 3.500 +.015	2704-821896A3
<b>14490</b>	$\varnothing$ 3.500 +.030	2704-821896A4

*all pistons come with rings, pin and retainers*

#### Rings for above $\varnothing$ 3.500" pistons

<u>GLM Ring No.</u>	<u>Size</u>	<u>OEM Ring No.</u>
<b>14940</b>	$\varnothing$ 3.500	39-822321A12
<b>14950</b>	$\varnothing$ 3.500 +.015	39-822321A1
<b>14960</b>	$\varnothing$ 3.500 +.030	39-822321A2

*all rings come 2 to a set*

# Mercury / Mariner / Force

## INLINE 3 & 4-CYLINDER LOOPCHARGED PISTONS

### Loopcharged Pistons for Inline 3 & 4-Cylinder 70-115 HP (1987-1993) Mercury / Mariner / Force

These engines use  $\varnothing$  3.375" Pistons with Rod No. 638-8532-1

70 HP	3-Cyl.	w/ Rod No. 638-8532-1	1987-1989
75 HP	3-Cyl.	w/ Rod No. 638-8532-1	1990-1993
90 HP	3-Cyl.	w/ Rod No. 638-8532-1	1987-1993
100 HP	L4-Cyl.	w/ Rod No. 638-8532-1	1989-1993
115 HP	L4-Cyl.	w/ Rod No. 638-8532-1	1989-1993



#### Pistons for above engines

<u>GLM Piston No.</u>	<u>Size</u>	<u>OEM Piston No.</u>
<b>14760</b>	$\varnothing$ 3.375	777-9009T13
<b>14770</b>	$\varnothing$ 3.375 +.015	777-9009A6
<b>14780</b>	$\varnothing$ 3.375 +.030	777-9009A7

*all pistons come with rings, pin and retainers*

#### Rings for above $\varnothing$ 3.375" pistons

<u>GLM Ring No.</u>	<u>Size</u>	<u>OEM Ring No.</u>
<b>14910</b>	$\varnothing$ 3.375	39-96170A12
<b>14920</b>	$\varnothing$ 3.375 +.015	39-96170A3
<b>14930</b>	$\varnothing$ 3.375 +.030	39-96170A4

*all rings come 2 to a set*

# Mercury / Mariner / Force

## INLINE 3 & 4-CYLINDER LOOPCHARGED PISTONS

### Loopcharged Pistons for Inline 3 & 4-Cylinder 70-115 HP (1987-1993) Mercury / Mariner / Force

**These engines use  $\varnothing$  3.375" Pistons with Rod No. 646-818846**

70 HP	3-Cyl.	w/ Rod No. 646-818846	1987-1989
75 HP	3-Cyl.	w/ Rod No. 646-818846	1990-1993
90 HP	3-Cyl.	w/ Rod No. 646-818846	1987-1993
100 HP	L4-Cyl.	w/ Rod No. 646-818846	1989-1993
115 HP	L4-Cyl.	w/ Rod No. 646-818846	1989-1993



#### Pistons for above engines

<u>GLM Piston No.</u>	<u>Size</u>	<u>OEM Piston No.</u>
<b>14660</b>	$\varnothing$ 3.375	777-815965T4
<b>14670</b>	$\varnothing$ 3.375 +.015	777-815965A5
<b>14680</b>	$\varnothing$ 3.375 +.030	777-815965A6

*all pistons come with rings, pin and retainers*

#### Rings for above $\varnothing$ 3.375" pistons

<u>GLM Ring No.</u>	<u>Size</u>	<u>OEM Ring No.</u>
<b>14910</b>	$\varnothing$ 3.375	39-96170A12
<b>14920</b>	$\varnothing$ 3.375 +.015	39-96170A3
<b>14930</b>	$\varnothing$ 3.375 +.030	39-96170A4

*all rings come 2 to a set*



# Mercury / Mariner / Force

## 60° V6 LOOPCHARGED PISTONS

### Loopcharged Pistons for V6 V-105 - V-150 (1979-2000) Mercury / Mariner / Force

**These engines use ø 3.125" pistons**

V-105 Jet	6-Cyl.	None - 0G760299
V-135	6-Cyl.	0C239553 - 0T178499
V-135	6-Cyl.	0C239553 - 0T178499 w/ Rod No. 644-818141
V-140	Jet	None & Below - 0G760299
V-150	6-Cyl.	0C239553 - 0G760299 w/ Rod No. 644-818141



#### Pistons for above engines

<u>GLM Piston No.</u>		<u>Size</u>	<u>OEM Piston No.</u>	
Port	Starboard		Port	Starboard
<b>14115</b>	<b>14125</b>	ø 3.125	765-7442T32	765-7441T32
<b>14135</b>	<b>14145</b>	ø 3.125 +.015	765-7444A11	765-7443A11
<b>14155</b>	<b>14165</b>	ø 3.125 +.030	765-7446A11	765-7445T11

*all pistons come with rings, pin and retainers*

#### Rings for above ø 3.125" pistons

<u>GLM Ring No.</u>	<u>Size</u>	<u>OEM Ring No.</u>
<b>14240</b>	ø 3.125	39-93481A12
<b>14250</b>	ø 3.125 +.015	39-78918A4
<b>14260</b>	ø 3.125 +.030	39-85636A4

*all rings come 2 to a set.*

# Mercury / Mariner / Force

## 60° V6 LOOPCHARGED PISTONS

### Loopcharged Pistons for V6 V-135 - V-175 (1976-2000) Mercury / Mariner / Force

These engines use  $\varnothing$  3.125" pistons

V-135	6-Cyl.	0A904646 - 0D081999	w/ Rod No. 636-8118
V-150	6-Cyl.	4868998 - 0D081999	w/ Rod No. 636-8118
V-150	XR2	4868998 - 0A904645	
V-175	6-Cyl.	4301235 - 6618750	



#### Pistons for above engines

<u>GLM Piston No.</u>		<u>Size</u>	<u>OEM Piston No.</u>	
Port	Starboard		Port	Starboard
<b>14110</b>	<b>14120</b>	$\varnothing$ 3.125	765-7442T36	765-7441T36
<b>14130</b>	<b>14140</b>	$\varnothing$ 3.125 +.015	765-7444A12	765-7443A12
<b>14150</b>	<b>14160</b>	$\varnothing$ 3.125 +.030	765-7446T12	765-7445A12

*all pistons come with rings, pin and retainers*

#### Rings for above $\varnothing$ 3.125" pistons

<u>GLM Ring No.</u>	<u>Size</u>	<u>OEM Ring No.</u>
<b>14240</b>	$\varnothing$ 3.125	39-93481A12
<b>14250</b>	$\varnothing$ 3.125 +.015	39-78918A4
<b>14260</b>	$\varnothing$ 3.125 +.030	39-85636A4

*all rings come 2 to a set.*

# Mercury / Mariner / Force

## 60° V6 LOOPCHARGED PISTONS

### Loopcharged Pistons for V6 XR4, MAG II, V-175 - V225 (1978-1990) Mercury / Mariner / Force

#### These engines use ø 3.375" pistons

XR4, MAG II	6-Cyl.	0B242885 - 0D081999	Chrome Rings
V-175	6-Cyl.	0C239553 - 0D081999	Chrome Rings
V-175	6-Cyl.	6618751 - 0C239552	Iron Rings
V-200	6-Cyl.	5624878 - 0C219519	Iron Rings
V-200 EFI	6-Cyl.	0C100861 - 0C999999	Iron Rings
V-220	6-Cyl.	0B117316 & Up	Iron Rings
V-225	6-Cyl.	5628028 & Up	Iron Rings



#### Pistons for above engines

<u>GLM Piston No.</u>		<u>Size</u>	<u>OEM Piston No.</u>	
Port	Starboard		Port	Starboard
<b>14315</b> Iron Ring	<b>14325</b> Iron Ring	ø 3.375	766-8667T41	766-8666T41
<b>14335</b> Iron Ring	<b>14345</b> Iron Ring	ø 3.375 +.015	N/A	N/A
<b>14355</b> Iron Ring	<b>14365</b> Iron Ring	ø 3.375 +.030	N/A	N/A
<b>14310</b> Chrome Ring	<b>14320</b> Chrome Ring	ø 3.375	766-8667T42	766-8666T42
<b>14330</b> Chrome Ring	<b>14340</b> Chrome Ring	ø 3.375 +.015	766-8667A43	766-8666A43
<b>14350</b> Chrome Ring	<b>14360</b> Chrome Ring	ø 3.375 +.030	N/A	N/A

*all pistons come with rings, pin and retainers*

#### Rings for above ø 3.375" pistons

<u>GLM Ring No.</u>	<u>Size</u>	<u>OEM Ring No.</u>	<u>GLM Ring No.</u>	<u>Size</u>	<u>OEM Ring No.</u>
<b>14275</b> Iron	ø 3.375	39-813011A12	<b>14270</b> Chrome	ø 3.375	39-18487A12
<b>14285</b> Iron	ø 3.375 +.015	N/A	<b>14280</b> Chrome	ø 3.375 +.020	39-815267A4
<b>14295</b> Iron	ø 3.375 +.030	N/A	<b>14290</b> Chrome	ø 3.375 +.030	N/A

*all rings come 2 to a set.*



# Mercury / Mariner / Force

## 60° V6 LOOPCHARGED PISTONS

### Loopcharged Pistons for V6 XR2, XR6, MAG III, V-140 - V-200 (1991-2000) Mercury / Mariner / Force

#### These engines use ø 3.50" pistons

	V-140 Jet	6-Cyl.	0G760300 - 0T178499	
	XR6, MAG III	6-Cyl.	0D082000 - 1B226999	
	150 XRI	6-Cyl.	0D082000 - 0G303045	
	175 XRI	6-Cyl.	0D000750 - 0G303045	
	V-175 (2.5L)	6-Cyl.	0D082000 - 0G960499	
	200 XRI	6-Cyl.	0C291520 - 0G303045	
	V-200 (2.5L)	6-Cyl.	0D082000 - 1B226999	
1991 Only	V-200 (2.5L)	6-Cyl.	0C291520 - 0D081999	w/ Rod No. 644-818141
	V-200 EFI	6-Cyl.	0G303046 - 0T408999	w/ Rod No. 644-818141



#### Pistons for above engines

<u>GLM Piston No.</u>		<u>Size</u>	<u>OEM Piston No.</u>	
Port	Starboard		Port	Starboard
<b>14410</b>	<b>14420</b>	ø 3.50	785-9737T9	785-9738T9
<b>14430</b>	<b>14440</b>	ø 3.50 +.015	785-9737A10	785-9738T10
<b>14450</b>	<b>14460</b>	ø 3.50 +.030	N/A	N/A

*all pistons come with 2.0 mm thickness rings, pin and retainers*

#### Rings for above ø 3.500" pistons. Rings 2.0 mm Thickness & 1.5 mm Thickness

<u>GLM Ring No.</u>	<u>Size</u>	<u>OEM Ring No.</u>	<u>GLM Ring No.</u>	<u>Size</u>	<u>OEM Ring No.</u>
<b>14940</b>	2.0 mm ø 3.50	39-822321A12	<b>14970</b>	1.5 mm ø 3.500	39-815515A12
<b>14950</b>	2.0 mm ø 3.50 +.015	39-822321A1	<b>14980</b>	1.5 mm ø 3.500 +.015	39-815268A4
<b>14960</b>	2.0 mm ø 3.50 +.030	39-822321A2	<b>14990</b>	1.5 mm ø 3.500 +.030	N/A

*all rings come 2 to a set.*

# Mercury / Mariner / Force

## INLINE 2, 3, 4 & 6-CYL. PISTON KITS & RINGS APPLICATIONS

Model	Country	Serial No. Range	Pistons with Rings & Wrist Pins			Ring Sets		
			STD Piston	.015 Piston	.030 Piston	STD Rings	.015 Rings	.030 Rings
30 (300)	-	1271884-1448139	N.L.A.	N.L.A.	N/A	N.L.A.	N.L.A.	N/A
30 (2-Cyl.) (644cc)	USA	0G053314 & Up	14790	14800	N/A	14171	14181	N/A
30 (2-Cyl.) (430cc)	USA	0G575500 & Up	-	-	N/A	-	-	N/A
30 Jet (4-Cyl.) w/ Square Rings	USA	0C159200-0G589999	14370	14380	14390	14241	14251	14261
30 Jet (4-Cyl.) w/ Keystone Rings	USA	0C159200-0G589999	14370	14380	14390	14241	14251	14261
30 Jet (3-Cyl.)	USA	0G590000 & Up	14790	14800	N/A	14171	14181	N/A
35 (350, 35A)	-	1217222-1960826	-	N.L.A.	N/A	-	N.L.A.	N/A
35 (350)	-	1960827-2874703	N.L.A.	N.L.A.	N/A	N.L.A.	N.L.A.	N/A
35 (2-Cyl.)	USA	6445653 & Up	14010	14030	14050	14210	14220	14230
35 (2-Cyl.)	BEL	9384476 & Up	14010	14030	14050	14210	14220	14230
35 (2-Cyl.)	CAN	7209608 & Up	14010	14030	14050	14210	14220	14230
40 (400) (2-Cyl.)	-	1279685-1476509	N.L.A.	N.L.A.	N/A	N.L.A.	N.L.A.	N/A
40 (40, 402) (2-Cyl.)	USA	3336258-55556229	14010	14030	14050	14210	14220	14230
40 (40, 402) (2-Cyl.)	AUS	8002335-8064749	14010	14030	14050	14210	14220	14230
40 (40, 402) (2-Cyl.)	BEL	3339688-9251455	14010	14030	14050	14210	14220	14230
40 (40, 402) (2-Cyl.)	CAN	3340783-7144762	14010	14030	14050	14210	14220	14230
40 (2-Cyl.)	USA	5556230-0G053313	14010	14030	14050	14210	14220	14230
40 (2-Cyl.)	AUS	8064750 & Up	14010	14030	14050	14210	14220	14230
40 (2-Cyl.)	BEL	9251456 & Up	14010	14030	14050	14210	14220	14230
40 (2-Cyl.)	CAN	7144763 & Up	14010	14030	14050	14210	14220	14230
40 (2-Cyl.) (644cc)	USA	0G053314 & Up	14790	14800	N/A	14171	14181	N/A
40 (3-Cyl.)	USA	0G531301 & Up	14790	14800	N/A	14171	14181	N/A
40 (3-Cyl.)	BEL	9973100 & Up	14790	14800	N/A	14171	14181	N/A
40 (4-Cyl.) w/ Keystone Rings	USA	0C159200 & Up	14370	14380	14390	14241	14251	14261
40 (4-Cyl.) w/ Keystone Rings	BEL	9570790 & Up	14370	14380	14390	14241	14251	14261
45 (450)	-	1476510-1531568	N.L.A.	N.L.A.	N/A	-	-	N/A
45 (4-Cyl.) w/ Keystone Rings	USA	5531630 & Up	14370	14380	14390	14241	14251	14261
45 (4-Cyl.) w/ Keystone Rings	AUS	8063985 & Up	14370	14380	14390	14241	14251	14261
45 (4-Cyl.) w/ Keystone Rings	BEL	9248006 & Up	14370	14380	14390	14241	14251	14261
45 (4-Cyl.) w/ Keystone Rings	CAN	7143688 & Up	14370	14380	14390	14241	14251	14261
50 (500)	USA	1476510-2305100	N.L.A.	N.L.A.	N/A	-	-	N/A
50 (500)	CAN	1755549-2305100	N.L.A.	N.L.A.	N/A	-	-	N/A
50 (50, 500) (4-Cyl.) w/ Keystone Rings	USA	2305151 & Up	14370	14380	14390	14241	14251	14261
50 (50, 500) (4-Cyl.) w/ Keystone Rings	AUS	2863739 & Up	14370	14380	14390	14241	14251	14261
50 (50, 500) (4-Cyl.) w/ Keystone Rings	BEL	9001581 & Up	14370	14380	14390	14241	14251	14261
50 (50, 500) (4-Cyl.) w/ Keystone Rings	CAN	2742142 & Up	14370	14380	14390	14241	14251	14261
50 (3-Cyl.)	USA	6428681-0D000749	14010	14030	14050	14210	14220	14230
50 (3-Cyl.)	BEL	9385111-9683054	14010	14030	14050	14210	14220	14230
50 (3-Cyl.)	CAN	7208333 & Up	14010	14030	14050	14210	14220	14230
50 (3-Cyl.)	USA	0D000750-0G589999	14070	14080	14090	14911	14921	14931
50 (3-Cyl.)	BEL	9683055-9973099	14070	14080	14090	14911	14921	14931
50 (3-Cyl.)	USA	0G590000 & Up	14790	14800	N/A	14171	14181	N/A
50 (3-Cyl.)	BEL	9973100 & Up	14790	14800	N/A	14171	14181	N/A
55 (3-Cyl.)	USA	0D000750-0G589999	14070	14080	14090	14911	14921	14931
55 (3-Cyl.)	BEL	9683055-9973099	14070	14080	14090	14911	14921	14931
55 (3-Cyl.)	USA	0G590000 & Up	14790	14800	N/A	14171	14181	N/A
55 (3-Cyl.)	BEL	9973100 & Up	14790	14800	N/A	14171	14181	N/A
60 (600)	USA	1303411-1542744	N.L.A.	N.L.A.	N/A	-	-	N/A
60 (3-Cyl.)	USA	6428681-0D000749	14010	14030	14050	14210	14220	14230
60 (3-Cyl.)	BEL	9385911-9683054	14010	14030	14050	14210	14220	14230
60 (3-Cyl.)	CAN	720833 & Up	14010	14030	14050	14210	14220	14230
60 (3-Cyl.)	USA	0D000750-0G589999	14070	14080	14090	14911	14921	14931
60 (3-Cyl.)	BEL	9683055-9973099	14070	14080	14090	14911	14921	14931
60 (3-Cyl.)	USA	0G590000 & Up	14790	14800	N/A	14171	14181	N/A
60 (3-Cyl.)	BEL	9973100 & Up	14790	14800	N/A	14171	14181	N/A
65 (650) (4-Cyl.)	-	1542745-2119748	-	N.L.A.	N/A	-	N.L.A.	N/A
65 (650) (4-Cyl.)	-	2119749-3293183	-	N.L.A.	N/A	-	N.L.A.	N/A
65 (650) (3-Cyl.)	USA	3293184-4571651	14010	14030	14050	14210	14220	14230
65 (650) (3-Cyl.)	AUS	8006640-8042349	14010	14030	14050	14210	14220	14230
65 (650) (3-Cyl.)	BEL	9020074-9135824	14010	14030	14050	14210	14220	14230
65 (650) (3-Cyl.)	CAN	7013633-7087822	14010	14030	14050	14210	14220	14230
65 Jet	USA	0D283222 & Up	14470	14480	14490	14940	14950	14960
70 (700) (6-Cyl.)	-	1296411-1566239	N.L.A.	N.L.A.	N/A	-	-	N/A
70 (3-Cyl.)	USA	4571652-6428680	14010	14020	14030	14210	14220	14230
70 (3-Cyl.)	AUS	8042350 & Up	14010	14020	14030	14210	14220	14230
70 (3-Cyl.)	BEL	9135825-9385910	14010	14020	14030	14210	14220	14230
70 (3-Cyl.)	CAN	7087823-7208332	14010	14020	14030	14210	14220	14230
70 (3-Cyl.) w/ Rod No. 638-8532-1	USA	0A996142 & Up	14760	14770	14780	14910	14920	14930





# Mercury / Mariner / Force

## INLINE 2, 3, 4 & 6-CYL. PISTON KITS & RINGS APPLICATIONS

Model	Country	Serial No. Range	Pistons with Rings & Wrist Pins			Ring Sets		
			STD Piston	.015 Piston	.030 Piston	STD Rings	.015 Rings	.030 Rings
70 (3-Cyl.) w/ Rod No. 638-8532-1	BEL	9483121 & Up	14760	14770	14780	14910	14920	14930
70 (3-Cyl.) w/ Rod No. 646-8188461	USA	0A996142 & Up	14660	14670	14680	14910	14920	14930
70 (3-Cyl.) w/ Rod No. 646-8188461	BEL	9483121 & Up	14660	14670	14680	14910	14920	14930
75 (4-Cyl.)	USA	6432901 & Up	14010	14030	14050	14210	14220	14230
75 (4-Cyl.)	BEL	9393856 & Up	14010	14030	14050	14210	14220	14230
75 (4-Cyl.)	CAN	7208573 & Up	14010	14030	14050	14210	14220	14230
75 (3-Cyl.) w/ Rod No. 638-8532-1	USA	0C222000-0D283221	14760	14770	14780	14910	14920	14930
75 (3-Cyl.) w/ Rod No. 638-8532-1	BEL	9589039-9793576	14760	14770	14780	14910	14920	14930
75 (3-Cyl.) w/ Rod No. 646-818846	USA	0C222000-0D283221	14660	14670	14680	14910	14920	14930
75 (3-Cyl.) w/ Rod No. 646-818846	BEL	9589039-9793576	14660	14670	14680	14910	14920	14930
75 (3-Cyl.)	USA	0D283222 & Up	14470	14480	14490	14940	14950	14960
75 (3-Cyl.)	BEL	9793577 & Up	14470	14480	14490	14940	14950	14960
80 (80, 800) (4-Cyl.)	USA	4831999-6432900	14010	14020	14030	14210	14220	14230
80 (80, 800) (4-Cyl.)	AUS	8050200 & Up	14010	14020	14030	14210	14220	14230
80 (80, 800) (4-Cyl.)	BEL	9177626-9393855	14010	14020	14030	14210	14220	14230
80 (80, 800) (4-Cyl.)	CAN	7110998-7208572	14010	14020	14030	14210	14220	14230
80 Jet	USA	0D283222 & Up	14470	14480	14490	14940	14950	14960
85 (850) (6-Cyl.)	-	1460999-1464848	N.L.A.	N.L.A.	N/A	N.L.A.	N.L.A.	N/A
85 (850) (6-Cyl.)	-	1566240-1766823	-	N.L.A.	N/A	-	N.L.A.	N/A
85 (850) (4-Cyl.)	USA	3493913-4831998	14010	14020	14030	14210	14220	14230
85 (850) (4-Cyl.)	AUS	8005440-8050199	14010	14020	14030	14210	14220	14230
85 (850) (4-Cyl.)	BEL	9011604-9177625	14010	14020	14030	14210	14220	14230
85 (850) (4-Cyl.)	CAN	7010108-7110997	14010	14020	14030	14210	14220	14230
90 (900) (6-Cyl.)	-	1766824-1869775	-	N.L.A.	N/A	-	N.L.A.	N/A
90 (90, 900) (6-Cyl.)	USA	4845301 & Up	14010	14020	14030	14210	14220	14230
90 (90, 900) (6-Cyl.)	AUS	8071020 & Up	14010	14020	14030	14210	14220	14230
90 (90, 900) (6-Cyl.)	CAN	7111698 & Up	14010	14020	14030	14210	14220	14230
90 (3-Cyl.) w/ Rod No. 638-8532-1	USA	0A996142-0D283221	14760	14770	14780	14910	14920	14930
90 (3-Cyl.) w/ Rod No. 638-8532-1	BEL	9483121-9793576	14760	14770	14780	14910	14920	14930
90 (3-Cyl.) w/ Rod No. 646-818846	USA	0A996142-0D283221	14660	14670	14680	14910	14920	14930
90 (3-Cyl.) w/ Rod No. 646-818846	BEL	9483121-9793576	14660	14670	14680	14910	14920	14930
90 (3-Cyl.)	USA	0D283222 & Up	14470	14480	14490	14940	14950	14960
90 (3-Cyl.)	BEL	9793577 & Up	14470	14480	14490	14940	14950	14960
95 (950) (6-Cyl.)	-	1869776-2318585	-	N.L.A.	N/A	-	N.L.A.	N/A
95 (950-E) (6-Cyl.)	-	1869776-2318585	-	N.L.A.	N/A	-	-	N/A
95 (950-E-SS) (6-Cyl.)	-	1869776-2318585	N.L.A.	N.L.A.	N/A	-	-	N/A
100 (1000) (6-Cyl.)	-	1464949-2318585	-	N.L.A.	N/A	-	N.L.A.	N/A
100 (1000 SS)	-	2318586-2836018	N.L.A.	N.L.A.	N/A	-	-	N/A
100 (1000 BP)	-	2399698-3253111	N.L.A.	N.L.A.	N/A	N.L.A.	N.L.A.	N/A
100 (4-Cyl.) w/ Rod No. 638-8532-1	USA	0B209468-0D283221	14760	14770	14780	14910	14920	14930
100 (4-Cyl.) w/ Rod No. 638-8532-1	BEL	9523034-9793576	14760	14770	14780	14910	14920	14930
100 (4-Cyl.) w/ Rod No. 646-818846	USA	0B209468-0D283221	14660	14670	14680	14910	14920	14930
100 (4-Cyl.) w/ Rod No. 646-818846	BEL	9523034-9793576	14660	14670	14680	14910	14920	14930
100 (4-Cyl.)	USA	0D283222 & Up	14470	14480	14490	14940	14950	14960
100 (4-Cyl.)	BEL	9793577 & Up	14470	14480	14490	14940	14950	14960
115 (1150) (6-Cyl.)	-	2839019-3524440	14010	14030	14050	14210	14220	14230
115 (115, 1150) (6-Cyl.)	USA	3525441-5829463	14010	14030	14050	14210	14220	14230
115 (115, 1150) (6-Cyl.)	AUS	8008665-8071134	14010	14030	14050	14210	14220	14230
115 (115, 1150) (6-Cyl.)	CAN	7010763-7171252	14010	14030	14050	14210	14220	14230
115 (6-Cyl.)	USA	5829464 & Up	14010	14030	14050	14210	14220	14230
115 (6-Cyl.)	AUS	8071135 & Up	14010	14030	14050	14210	14220	14230
115 (6-Cyl.)	CAN	7171253 & Up	14010	14030	14050	14210	14220	14230
115 (4-Cyl.) w/ Rod No. 638-8532-1	USA	0C100000-0D283221	14760	14770	14780	14910	14920	14930
115 (4-Cyl.) w/ Rod No. 638-8532-1	BEL	9559771-9793576	14760	14770	14780	14910	14920	14930
115 (4-Cyl.) w/ Rod No. 646-818846	USA	0C100000-0D283221	14660	14670	14680	14910	14920	14930
115 (4-Cyl.) w/ Rod No. 646-818846	BEL	9559771-9793576	14660	14670	14680	14910	14920	14930
115 (4-Cyl.)	USA	0D283222 & Up	14470	14480	14490	14940	14950	14960
115 (4-Cyl.)	BEL	9793577 & Up	14470	14480	14490	14940	14950	14960
125 (1250) (6-Cyl.)	-	2314956-2641954	-	N.L.A.	N/A	-	-	N/A
125 (1250) (6-Cyl.)	-	2641955-3253111	14010	14030	14050	14210	14220	14230
135 (1350) (6-Cyl.)	-	2839369-3293233	14010	14030	14050	14210	14220	14230
140 (1400) (6-Cyl.)	-	3293234-350805	14010	14030	14050	14210	14220	14230
140 (140, 1400) (6-Cyl.)	USA	4865678 & Up	14010	14030	14050	14210	14220	14230
140 (140, 1400) (6-Cyl.)	AUS	8052650 & Up	14010	14030	14050	14210	14220	14230
140 (14000) (6-Cyl.)	CAN	7112773 & Up	14010	14030	14050	14210	14200	14230
150 (1500) (6-Cyl.)	USA	3502806-5327662	14010	14030	14050	14210	14220	14230
150 (1500) (6-Cyl.)	AUS	8005615-8052649	14010	14030	14050	14210	14220	14230
150 (1500) (6-Cyl.)	CAN	7010533-7112772	14010	14030	14050	14210	14220	14230

# Mercury / Mariner / Force

## 60° V6 PISTON KITS & RINGS APPLICATIONS

Model	Country	Serial No. Range	Pistons with Rings & Wrist Pins						Ring Sets		
			Port STD	Port .015	Port .030	Starboard STD	Starboard .015	Starboard .030	STD	.015	.030
V-105 Jet	USA	0D082000 and Up	14115	14135	14155	14125	14145	14165	14240	14250	14260
V-135 w/ Rod No. 636-8118	USA	0A904646-0D081999	14110	14130	14150	14120	14140	14160	14240	14250	14260
V-135 w/ Rod No. 644-818141	USA	0A904646-0D081999	14115	14135	14155	14125	14145	14165	14240	14250	14260
V-135	USA	0D082000 and Up	14115	14135	14155	14125	14145	14165	14240	14250	14260
V-135 DFI	USA	0T178500 and Up	14810	14830	14850	14820	14840	14860	14870	N/A	N/A
V-140 Jet	USA	0D082000-0G303045	14410	14430	14450	14420	14440	14460	14970	14980	14990
V-140 Jet	USA	0G303046 and Up	14410	14430	14450	14420	14440	14460	14970	14980	14990
V-150 w/ Rod No. 636-8118	USA	0A904646-0D081999	14110	14130	14150	14120	14140	14160	14240	14250	14260
V-150 w/ Rod No. 644-818141	USA	0A904646-0D081999	14115	14135	14155	14125	14145	14165	14240	14250	14260
V-150	USA	0D082000 and Up	14115	14135	14155	14125	14145	14165	14240	14250	14260
V-150 DFI	USA	0T178500 and Up	14810	14830	14850	14820	14840	14860	14870	14880	N/A
XR4, MAG II	USA	0C239553-0D081999	14310	14330	14350	14320	14340	14360	14270	14280	14290
XR6, MAG III	USA	0D082000 and Up	14410	14430	14450	14420	14440	14460	14970	14980	14990
V-175	USA	4301235-5393736	14110	14130	14150	14120	14140	14160	14240	14250	14260
V-175	USA	8058870-8064249	14110	14130	14150	14120	14140	14160	14240	14250	14260
V-175	USA	5393737-6618750	14110	14130	14150	14120	14140	14160	14240	14240	14260
V-175	USA	8064250 and Up	14110	14130	14150	14120	14140	14160	14240	14250	14260
V-175	USA	6618751-0C239552	14315	14335	14355	14325	14345	14365	14275	14285	14295
V-175	USA	0C239553-0D081999	14310	14330	14350	14320	14340	14360	14270	14280	14290
V-175	USA	0D082000-0G303045	14410	14430	14450	14420	14440	14460	14970	14980	14990
V-175	USA	0G303046 and Up	14410	14430	14450	14420	14440	14460	14970	14980	14990
V-175 DFI	USA	0T178500 and Up	14810	14830	14850	14820	14840	14860	-	14880	N/A
V-200	USA	4839034-5363917	14315	14335	14355	14325	14345	14365	14275	14285	14295
V-200	USA	5363918-6073191	14315	14335	14355	14325	14345	14365	14275	14285	14295
V-200	USA	8061595-8065672	14315	14335	14355	14325	14345	14365	14275	14285	14295
V-200	USA	6072192-0C291519	14315	14335	14355	14325	14345	14365	14275	14285	14295
V-200 w/ Rod No. 636-8118	USA	0C291520-0D081999	-	-	-	-	-	-	14970	14980	14990
V-200 w/ Rod No. 644-818141	USA	0C291520-0D081999	14410	14430	14450	14420	14440	14460	14970	14980	14990
V-200	USA	0D082000-0G303045	14410	14430	14450	14420	14440	14460	14970	14980	14990
V-200	USA	0G303046 and Up	14410	14430	14450	14420	14440	14460	14970	14980	14990
V-200 DFI	USA	0G386496-0G589999	-	N/A	N/A	-	N/A	N/A	-	N/A	N/A
V-200 DFI	USA	0G590000 and Up	-	N/A	N/A	-	N/A	N/A	-	N/A	N/A
V-220 Laser	USA	0B117316 and Up	14315	14335	14355	14325	14345	14365	14275	14285	14295
V-225 (2.4L)	USA	5628028 and Up	14315	14335	14355	14325	14345	14365	14275	14285	14295
V-225 (3.0L)	USA	0D280813 and Up	-	-	-	-	-	-	-	-	-
V-225 DFI	USA	0G590000 and Up	-	N/A	N/A	-	N/A	N/A	-	N/A	N/A
V-250 (3.4L) w/ Piston Casting No.	USA	0C101891 and Up	-	N/A	N/A	-	N/A	N/A	-	N/A	N/A
V-250 (3.4L) w/ Piston Casting No.	USA	0C101891 and Up	N.L.A.	N/A	N/A	N.L.A.	N/A	N/A	-	N/A	N/A
V-275 (3.4L) w/ Piston Casting No.	USA	0C101891 and Up	-	N/A	N/A	-	N/A	N/A	-	N/A	N/A
V-275 (3.4L) w/ Piston Casting No.	USA	0C101891 and Up	N.L.A.	N/A	N/A	N.L.A.	N/A	N/A	-	N/A	N/A
V-300 (3.4L)	USA	5611648 and Up	N.L.A.	N/A	N/A	N.L.A.	N/A	N/A	-	N/A	N/A



# Section 9

---

## Mercury / Mariner / Force Powerhead Bearings and Seals

<i>GLM's Needle &amp; Caged Bearings .....</i>	<i>114-115</i>
<i>Needle Bearing Identification .....</i>	<i>116</i>
<i>Powerhead Bearings - Connecting Rod Bearings (Big End) .....</i>	<i>116</i>
<i>Powerhead Bearings - Center Bearings .....</i>	<i>117</i>
<i>Bearing Applications .....</i>	<i>118-122</i>
<i>Crankshaft Bearings, Oil Seals &amp; O-rings .....</i>	<i>123</i>
<i>Crankshaft Bearings, Oil Seals &amp; O-rings Applications .....</i>	<i>124-127</i>

# Mercury / Mariner / Force

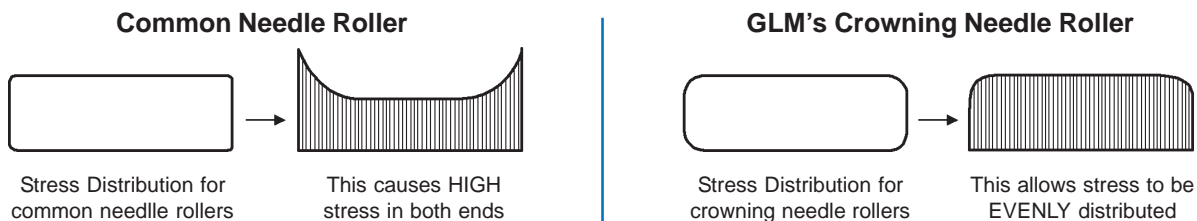
## GLM'S NEEDLE & CAGED BEARINGS

They look the same but are NOT the same!

Our needle rollers are mainly supplied by needle roller specialist or OEM manufacturers. The rollers are made of Bearing Steel (SAG 52100) and have been subjected to heat treatment and precision grinding. The hardness is HV700-860 (HRC 60-66). Both ends of our rollers used in marine engines are shaped with a special profile, known as "crowning".

### What is Crowning?

Crowning is also known as "controlled contour", or coded as "ZB2". The crowning is to shape both ends, in a .040"-.080" area, to have a parabolic curvature (as the figure below, however it is difficult to see this curvature with the naked eye). The purpose of crowning is to avoid high stress concentration at the end areas of rollers and to ensure even contact stress between rollers and the race. Because the crowning lessens the rollers' maximum stress, it can increase bearing life significantly.



### How About the Cages?

Because the cage is constantly subject to friction between rollers and the race, the hardness of each corresponding contact area must be assigned appropriately to achieve optimal bearing life. As a general rule, the roller and surface of the inner and outer races should have higher hardness, HV 700~860 (HRC 60~66), to ensure wear resistance. The hardness of the cage should be slightly less than the rollers. Also, the cage material should be tough enough to avoid cage fracture during high-load, high-speed operation.

To ensure the high-quality heat treatment of the cages, GLM cages use Swiss made, automatic carbonitriding furnace. The strict quality inspection also applied to every production lot to make sure the surface hardness, case depth, and toughness are consistent with the top quality standards.



GLM's Cages use High Quality  
Swiss Made Automatic Carbonitriding  
Furnace Heat Treatment



# Mercury / Mariner / Force

## Bearings for the Small End of the Connecting Rod (2-Stroke)

The bearings for the small end of the connecting rod are the key components to transmit the explosion force. To reduce the impact and noise level, the inner diameter of the bearing cage will move against the piston pin that is called the "inner guide". Because the bearing for the small end of the cage is designed as a concave shape, it can reduce weight and also ensure that rollers can easily obtain lubricant. The cage material of these bearings is SCM 415 (JIS) alloy steel that has been subjected to the carbonitriding and heat treatment. The overall bearing structure is high rigidity, allowing it to withstand the impact of high-speed engine. The cage can be copper or silver-plated in order to reduce the friction between the bearing and connecting rod during break-in and increase the life of the bearings.

## Bearings for the Big End of the Connecting Rod

Bearings for the big end of the connecting rod rotate around the crankshaft pin in a eccentric motion. Because the centrifugal force is proportional to the square of the rotational speed, the high speed engine application (over 8000 rpm) bearings must have an especially strong cage structure.

Usually GLM's needle bearing roller uses SCM 415/420 (JIS) alloy steel with carbonitriding and heat treatment, same as cage material. It has better fatigue and wear resistance. The cage should be electroplated (with copper or silver) when the bearings for the big end of connection rod are used in engines with maximum speeds of over 8,000 rpm. This plated surface ensures a smooth run-in between the cage and the race. To avoid hydrogen embrittlement, we treat all electroplated bearing cages with a de-hydrogen process after the plating. The cage material of these bearings are STKM-13C or SPCC, and the deviation of the diameter of the roller is 3 micron.

## What are the Main Causes of Bearing Failure?

- The cage cracks due to poor manufacturing and non qualified materials.
- The needle rollers fatigue caused by overloading.
- Wear on the rolling surfaces (Piston Pin, Crankshaft & Connecting Rod).
- Abnormal friction or insufficient lubrication causes overheating damage.

## Troubleshooting Tips

For wear on the rolling surfaces inspect the following parts; Connecting Rod, Piston Pins and Crankshaft. The big end of the connecting rod surface roughness should be below 0.15Ra. The roughness in the small end of the connecting rods should be below 0.2R. The roundness and cylindricity of the big end of the connecting rods must be within 0.003mm. Parallelism between the big and small end of the connecting rods are 0.0008"/4.0000" for High-speed engine and 0.0025"/4.0000" for normal usage engine.

The Piston Pins surface roughness below 0.15Ra and Crankshaft surface roughness below 0.2Ra. Both parts roundness and cylindricity to be within 0.002mm.



# Mercury / Mariner / Force

## NEEDLE BEARING IDENTIFICATION

### No. 16100

OEM: 29-20046T  
**Diameter  $\varnothing$ :** 3.22mm  
**Length:** 12.80 mm



### No. 16140

OEM: 29-20063  
**Diameter  $\varnothing$ :** 3/32"  
**Length:** .4375"



### No. 16110

OEM: 29-26815  
**Diameter  $\varnothing$ :** 2.35 mm  
**Length:** 12.60 mm



### No. 16160

OEM: 29-39656  
**Diameter  $\varnothing$ :** 3/32"  
**Length:** 1/2"



### No. 16120

OEM: 29-47270  
**Diameter  $\varnothing$ :** 3/32"  
**Length:** 41/64"



### No. 16130

OEM: 29-47897  
**Diameter  $\varnothing$ :** 7/64"  
**Length:** 19/32"



ALL NEEDLE BEARINGS SOLD PER PACK. EACH PACK CONTAINS 200 PCS.



### No. 16170

OEM: 29-67483  
**Diameter  $\varnothing$ :** 3/32"  
**Length:** 51/64"



### No. 16150

OEM: 29-71422-1  
**Diameter  $\varnothing$ :** 5/32"  
**Length:** 39/64"



### No. 16250

OEM: 29-818391  
**Diameter  $\varnothing$ :** 3/32"  
**Length:** 59/64"



### No. 16260

OEM: 29-822553  
**Diameter  $\varnothing$ :** 3/32"  
**Length:** 45/64"



### No. 16180

OEM: 29-88258  
**Diameter  $\varnothing$ :** 3/32"  
**Length:** 1-1/32"



### No. 16190

OEM: 29-98295  
**Diameter  $\varnothing$ :** 3/32"  
**Length:** 33/64"



# Mercury / Mariner / Force

POWERHEAD BEARINGS	
Connecting Rod Bearings - Big End	
<p><b>No. 16200</b> OEM: 31-17514A1, 31-17514A2</p> <p>Needle Qty:16 Metal Cage</p>  <p style="text-align: center;">ø 1.1825 Journal Size 30mm</p>	<p><b>No. 16210</b> OEM: 31-62596A1</p> <p>Needle Qty:16 Metal Cage</p>  <p style="text-align: center;">ø 1.125 Journal Size</p>
<p><b>No. 16410</b> OEM: 31-879877A1</p> <p>Needle Qty:16 Metal Cage</p>  <p style="text-align: center;">ø 0.875 Journal Size</p>	<p><b>No. 16420</b> OEM: 31-43012A1</p> <p>Needle Qty:16 Metal Cage</p>  <p style="text-align: center;">ø 1.4063 Journal Size</p>
Center Bearings	
<p><b>No. 22800</b> OEM: 31-67445</p> <p>Needle Qty:16 Metal Cage</p>  <p style="text-align: center;">ø 1.375 Journal Size</p>	<p><b>No. 22810</b> OEM: 31-88269T</p> <p>Needle Qty:16 Plastic Cage</p>  <p style="text-align: center;">ø 2.1875 Journal Size</p>

# Mercury / Mariner / Force

## BEARING APPLICATIONS

Model	Year	Country	Serial No. Range	Center Bearing	Connecting Rod Bearing Small End	Connecting Rod Bearing Big End
3.5	1983-85	USA	6202173 and Up	N/A	N.L.A.	16110
3.6	1980-82	USA	5404657 and Up	N/A	N.L.A.	16110
3.6	1980-82	BEL	9252831 and Up	N/A	N.L.A.	16110
3.6	1980-82	CAN	7145388 and Up	N/A	N.L.A.	16110
3.9 (39) (1-Cyl.)	1964-68	-	16655013-2498135	N/A	N.L.A.	16110
4 (40) (1-Cyl.)	1969-74	USA	2498136-4107219	N/A	N.L.A.	16110
4 (40) (1-Cyl.)	1972-74	AUS	3306257-8026439	N/A	N.L.A.	16110
4 (40) (1-Cyl.)	1972-74	BEL	9000306-9072178	N/A	N.L.A.	16110
4 (40) (1-Cyl.)	1972-74	CAN	3305152-7045757	N/A	N.L.A.	16110
4 (1-Cyl.)	1982-86	USA	5595532 and Up	N/A	N.L.A.	16110
4 (1-Cyl.)	1982-86	AUS	8068065 and Up	-	-	-
4 (1-Cyl.)	1982-86	BEL	9258281 and Up	N/A	N.L.A.	16110
4 (1-Cyl.)	1982-86	CAN	7147238 and Up	N/A	N.L.A.	16110
4 (1-Cyl.)	1987-88	USA	0A809601 and Up	N/A	-	-
4 (1-Cyl.)	1987-88	BEL	9477830 and Up	N/A	-	-
4 (40) (2-Cyl.) (Gnat)	1976-79	BEL	9075839-9256980	-	N.L.A.	-
4 (40) (2-Cyl.) (Gnat)	1976-79	CAN	7085673-7146487	-	N.L.A.	-
4 (40) (2-Cyl.)	1980-81	USA	5589202 and Up	-	N.L.A.	-
4 (40) (2-Cyl.)	1980-81	AUS	8065265 and Up	-	N.L.A.	-
4 (40) (2-Cyl.)	1980-81	BEL	9256981 and Up	-	N.L.A.	-
4 (40) (2-Cyl.)	1980-81	CAN	7146488 and Up	-	N.L.A.	-
4.5 (1-Cyl.)	1975-79	USA	4107220 and Up	N/A	N.L.A.	16110
4.5 (1-Cyl.)	1975-79	AUS	8026540 and Up	N/A	N.L.A.	16110
4.5 (1-Cyl.)	1975-79	BEL	9072179 and Up	N/A	N.L.A.	16110
4.5 (1-Cyl.)	1975-79	CAN	7045758 and Up	N/A	N.L.A.	16110
4.5 (1-Cyl.)	1980-85	USA	5595532 and Up	N/A	N.L.A.	16110
4.5 (1-Cyl.)	1980-85	AUS	8068065 and Up	N/A	N.L.A.	16110
4.5 (1-Cyl.)	1980-85	BEL	9258281 and Up	N/A	N.L.A.	16110
4.5 (1-Cyl.)	1980-85	CAN	7147238 and Up	N/A	N.L.A.	16110
5 (1-Cyl.)	1987-89	USA	0A809601 and Up	N/A	-	-
5 (1-Cyl.)	1987-89	BEL	9477830 and Up	N/A	-	-
6 (60)	1966-68	-	1916139-2529894	N/A	-	-
6	1986-93	USA	0A197112 and Up	-	-	-
6	1986-93	BEL	9461526 and Up	-	-	-
7.5 (75)	1969-78	USA	2529895-5226934	N/A	N.L.A.	16110
7.5 (75)	1974-77	AUS	8015315-8058019	N/A	N.L.A.	16110
7.5 (75)	1974-77	BEL	9043194-9219255	N/A	N.L.A.	16110
7.5 (75)	1974-77	CAN	7028598-7136037	N/A	N.L.A.	16110
7.5	1979-86	USA	5206550 and Up	N/A	N.L.A.	16110
7.5	1979-86	AUS	8057545 and Up	N/A	N.L.A.	16110
7.5	1979-86	BEL	9217756 and Up	N/A	N.L.A.	16110
7.5	1979-86	CAN	7125388 and Up	N/A	N.L.A.	16110
8	1986-93	USA	0A197112 and Up	-	-	-
8	1986-93	BEL	9461526 and Up	-	-	-
9.8	1979-85	USA	5206550 and Up	N/A	N.L.A.	16110
9.8	1979-85	AUS	8057545 and Up	N/A	N.L.A.	16110
9.8	1979-85	BEL	9217756 and Up	N/A	N.L.A.	16110
9.8	1979-85	CAN	7127388 and Up	N/A	N.L.A.	16110
9.8 (110)	1963-77	USA	1470349-5206549	N/A	N.L.A.	16110
9.8 (110)	1974-77	AUS	8015040-8057544	N/A	N.L.A.	16110
9.8 (110)	1974-77	BEL	9041439-9217755	N/A	N.L.A.	16110
9.8 (110)	1974-77	CAN	7027323-7125387	N/A	N.L.A.	16110
9.9	1986-93	USA	0A197112-0G112449	-	-	-
9.9	1986-93	BEL	9461526-9831799	-	-	-
9.9	1994-98	USA	0G112450 and Up	-	-	-
9.9	1994-98	BEL	9831800 and Up	-	-	-
10 (100)	1960-62	-	1290910 and Up	N.L.A.	16140	16100
10 (Marathon XR10, Sea Pro)	1990-93	USA	0D038000 and Up	-	-	-
10 (Marathon XR10, Sea Pro)	1990-93	BEL	9596000 and Up	-	-	-
15 (150)	1960-62	-	1290910-1499331	N.L.A.	16140	16100
15	1988-93	USA	0B292414 and Up	-	-	-
15	1988-93	BEL	9542620 and Up	-	-	-
15 (Export Sea Pro)	1994-96	USA	0G044365-0G202749	16460	16190	16410
15 (Export Sea Pro)	1994-96	USA	0G202750 and Up	16460	16190	16410
15 (Sea Pro)	1997-98	USA	0G438000 and Up	-	-	-
15 (Sea Pro)	1997-98	BEL	9927000 and Up	-	-	-
15 (Marathon Sea Pro)	1997-98	BEL	9927000 and Up	16460	16190	16410
15 (Super)	1994-98	USA	0B238464-0G202749	16460	16190	16410
15 (Super)	1994-98	BEL	9507381-9855586	16460	16190	16410
15 (Super)	1994-98	USA	0G202750 and Up	16460	16190	16410
15 (Super)	1994-98	BEL	9855587 and Up	16460	16190	16410
18	1980-83	USA	5837437-6239752	16460	16140	16410
18	1980-83	BEL	9308306-9378115	16460	16140	16410
18	1980-83	CAN	7173723-7200762	16460	16140	16410
18	1980-83	USA	6239753-6416711	16460	16190	16410
18	1980-83	BEL	7200763-7207856	16460	16190	16410
18	1983 1/2	USA	6416712-6443972	16460	16190	16410
18	1983 1/3	BEL	9378115-9415100	16460	16190	16410



# Mercury / Mariner / Force

## BEARING APPLICATIONS

Model	Year	Country	Serial No. Range	Center Bearing	Connecting Rod Bearing Small End	Connecting Rod Bearing Big End
18	1983 1/2	CAN	7207857-7209532	16460	16190	16410
18 (18XD)	1984-85	USA	6443973-0B114230	16460	16190	16410
18 (18XD)	1984-85	BEL	9378151-9467987	16460	16190	16410
18 (18XD)	1984-85	CAN	7209533-0A719660	16460	16190	16410
18 XD	1984-85	USA	0B114231 and Up	16460	16190	16410
18 XD	1984-85	BEL	9467988 and Up	16460	16190	16410
18 XD	1984-85	CAN	0A719661 and Up	16460	16190	16410
20 (200)	1963-65	-	1558310-2296266	N/A	16140	16100
20 (200, 20)	1968-69	USA	2296267 and Up	N/A	16140	16100
20 (200, 20)	1973-77	AUS	8006265 and Up	N/A	16140	16100
20 (200, 20)	1973-77	BEL	9016254 and Up	N/A	16140	16100
20 (200, 20)	1973-77	CAN	7012358 and Up	N/A	16140	16100
20 (20XD) (2-Cyl.)	1986-87	USA	6443973-0B114230	16460	16190	16410
20 (20XD) (2-Cyl.)	1986-87	BEL	9415101-9467987	16460	16190	16410
20 (20XD) (2-Cyl.)	1986-87	CAN	7209533-0A719660	16460	16190	16410
20 (20XD) (2-Cyl.)	1986-87	USA	0B114231 and Up	16460	16190	16410
20 (20XD) (2-Cyl.)	1986-87	BEL	9467988 and Up	16460	16190	16410
20 (20XD) (2-Cyl.)	1986-87	CAN	0A719661 and Up	16460	16190	16410
20 (20)	1988-94	USA	0B238464-0D116955	16460	16190	16410
20 (20)	1988-94	BEL	9507381 and Up	16460	16190	16410
20 (20)	1988-94	CAN	0A730007 and Up	16460	16190	16410
20 (20)	1988-94	USA	0D116956-0D117955	16460	16190	16410
20 (20)	1988-94	USA	0D117956 and Up	16460	16190	16410
20 (20, 20 Jet) (2-Cyl.)	1994-98	USA	0G044027-0G202749	16460	16190	16410
20 (20, 20 Jet) (2-Cyl.)	1994-98	BEL	9807909-9855586	16460	16190	16410
20 (20, 20 Jet) (2-Cyl.)	1994-98	USA	0G202750 and Up	16460	16190	16410
20 (20, 20 Jet) (2-Cyl.)	1994-98	BEL	9855587 and Up	16460	16190	16410
25	1980-83	USA	5705532-6241936	16460	16140	16410
25	1980-83	BEL	9315316-9369470	16460	16140	16410
25	1980-83	CAN	7166928-7201892	16460	16140	16410
25 (2-Cyl.)	1983 1/2	USA	6241937-6443972	16460	16140	16410
25 (2-Cyl.)	1983 1/2	BEL	9369471-9415100	16460	16140	16410
25 (2-Cyl.)	1983 1/2	CAN	7201893-7209532	16460	16140	16410
25 (XD)	1984-87	USA	6446973-0B114230	16460	16190	16410
25 (XD)	1984-87	BEL	9415101-9467987	16460	16190	16410
25 (XD)	1984-87	CAN	7209533-0A719660	16460	16190	16410
25 (XD)	1988-94	USA	0B114231 and Up	16460	16190	16410
25 (XD)	1988-94	BEL	9467988 and Up	16460	16190	16410
25 (XD)	1988-94	CAN	0A719661 and Up	16460	16190	16410
25 (25, 25 Sea Pro, 25 Marathon)	1988-94	USA	0B238464-0D116955	16460	16190	16410
25 (25, 25 Sea Pro, 25 Marathon)	1988-94	BEL	9507381-9855586	16460	16190	16410
25 (25, 25 Sea Pro, 25 Marathon)	1988-94	CAN	0A730007 and Up	16460	16190	16410
25 (25, 25 Sea Pro, 25 Marathon)	1988-94	USA	0D116956-0D117955	16460	16190	16410
25 (25, 25 Sea Pro, 25 Marathon)	1988-94	USA	0D117956-0G202749	16460	16190	16410
25 (25, 25 Sea Pro, 25 Marathon)	1994-98	USA	0G202750 and Up	16460	16190	16410
25 (25, 25 Sea Pro, 25 Marathon)	1994-98	BEL	9855587 and Up	16460	16190	16410
25 (Lightning Export) (3-Cyl.)	1997	USA	0E268781 and Up	-	-	-
25 (250)	1959-61	-	1290910-1499331	N/A	16140	16100
30 (300)	1959-61	-	1271884-1448139	16100	16140	16100
30 (2-Cyl.) (644cc)	1994-98	USA	0G053314-0G589999	16630	16120	16200
30 (2-Cyl.) (644cc)	1994-98	USA	0G590000 and Up	16630	16120	16200
30 (430cc, Lightning Export) (3-Cyl.)	1997-98	USA	0G575500 and Up	-	-	-
30 (Jet) (4-Cyl.)	1994-97	-	0C159200 and Up	16150	16140	16100
30 (Jet) (3-Cyl.)	1998	-	0G590000 and Up	16630	16120	16200
35 (350, 35A)	1959-61	-	1217222-1448139	16100	16140	16100
35 (350) (2-Cyl.)	1963-65	-	1571114-1898815	N/A	16160	16130
35 (350) (2-Cyl.)	1965 1/2	-	1898815 and Up	N/A	16160	16130
35 (350) (2-Cyl.)	1966-69	-	1960827-2097279	N/A	16160	16130
35 (350) (2-Cyl.)	1966-69	-	2097832-2258863	N/A	16160	16130
35 (350) (2-Cyl.)	1966-69	-	2097832-2258863	N/A	16160	16130
35 (350) (2-Cyl.)	1966-69	-	2300962-2874703	N/A	16160	16130
35 (2-Cyl.)	1984-86	USA	6445653-0B110788	N/A	16120	16210
35 (2-Cyl.)	1984-86	BEL	9384476 and Up	N/A	16120	16210
35 (2-Cyl.)	1984-86	CAN	7209608 and Up	N/A	16120	16210
40 (400 E, 400M) (4-Cyl.)	1960-81	-	1279685-1367697	16100	16140	16100
40 (400E-1, 400M-1) (4-Cyl.)	1960-81	-	1384806-1476509	16100	16140	16100
40 (400) (2-Cyl.)	1970-71	-	2874704-3045259	N/A	16120	16210
40 (400) (2-Cyl.)	1970-71	-	3045260-3336257	N/A	16120	16210
40 (402)	1972-74	USA	3336258-4117709	N/A	16120	16210
40 (402)	1972-74	AUS	8002335-8027439	N/A	16120	16210
40 (402)	1972-74	BEL	3339688-9076838	N/A	16120	16210
40 (402)	1972-74	CAN	3340783-7047607	N/A	16120	16210
40 (402, 40)	1975-77	USA	4117710-5556229	N/A	16120	16210
40 (402, 40)	1975-77	AUS	8027440-8064749	N/A	16120	16210
40 (402, 40)	1975-77	BEL	9076839-9251455	N/A	16120	16210
40 (402, 40)	1975-77	CAN	7047608-7144762	N/A	16120	16210
40 (2-Cyl.)	1980-83	USA	5556230 and Up	N/A	16120	16210
40 (2-Cyl.)	1980-83	AUS	8064750 and Up	N/A	16120	16210

# Mercury / Mariner / Force

## BEARING APPLICATIONS

Model	Year	Country	Serial No. Range	Center Bearing	Connecting Rod Bearing Small End	Connecting Rod Bearing Big End
40 (2-Cyl.)	1980-83	BEL	9251456 and Up	N/A	16120	16210
40 (2-Cyl.)	1980-83	CAN	7144763 and Up	N/A	16120	16210
40 (2-Cyl.)	1994-98	USA	0G053314 and Up	16630	16120	16200
40 (3-Cyl.)	1997-98	USA	0G531301 and Up	16630	16120	16200
40 (3-Cyl.)	1997-98	BEL	9973100 and Up	16630	16120	16200
40 (4-Cyl.)	1989 & Up	USA	0C159200 and Up	16150	16140	16100
40 (4-Cyl.)	1989 & Up	BEL	9570790 and Up	16150	16140	16100
45 (450)	1987-89	-	1476510 and Up	16100	16140	16100
45 (4-Cyl.)	1986	USA	5531630 and Up	16150	16140	16100
45 (4-Cyl.)	1986	AUS	8063985 and Up	16150	16140	16100
45 (4-Cyl.)	1986	BEL	9248006 and Up	16150	16140	16100
45 (4-Cyl.)	1986	CAN	7143688 and Up	16150	16140	16100
45 Jet	1996-87	USA	0D000750-0G589999	16610	16120	16200
45 Jet (59 CID) (3-Cyl.)	1998	USA	0G590000 and Up	16630	16120	16200
50 (500)	1961-63	-	1421113-1755548	16100	16140	16100
50 (500)	1965-67	USA	1770179-2305100	16100	16140	16100
50 (500)	1965-67	BEL	1755549-2305100	16100	16140	16100
50 (500, 50)	1968-74	USA	2305151-5193253	16100	16140	16100
50 (500, 50)	1971-74	AUS	2863739-8057394	16100	16140	16100
50 (500, 50)	1971-74	BEL	9001581-9217255	16100	16140	16100
50 (500, 50)	1971-74	CAN	2742142-7116222	16100	16140	16100
50	1976-79	USA	5193259-5531629	16150	16140	16100
50	1976-79	AUS	8057395-8063984	16150	16140	16100
50	1976-79	BEL	9217256-9248005	16150	16140	16100
50 (4-Cyl.)	1980-85	USA	5531630 and Up	16150	16140	16100
50 (4-Cyl.)	1980-85	AUS	8063985 and Up	16150	16140	16100
50 (4-Cyl.)	1980-85	BEL	9248006 and Up	16150	16140	16100
50 (4-Cyl.)	1980-85	CAN	7143688 and Up	16150	16140	16100
50 (3-Cyl.)	1991-95	USA	0D000750-0G589999	16610	16120	16200
50 (3-Cyl.)	1991-95	BEL	9683055-9973099	16610	16120	16200
50 (3-Cyl.)	1998	USA	0G590000 and Up	16630	16120	16200
50 (3-Cyl.)	1998	BEL	9973100 and Up	16630	16120	16200
50 (3-Cyl.)	1986-87	USA	6428681-0D000749	16150	16120	16210
50 (3-Cyl.)	1986-87	BEL	9385911-9683054	16150	16120	16210
50 (3-Cyl.)	1986-87	CAN	7208333 and Up	16150	16120	16210
55 (3-Cyl.)	1996	USA	0D000750-0G589999	16610	16120	16200
55 (3-Cyl.)	1996	BEL	9741042-9973099	16610	16120	16200
55 (3-Cyl.)	1998	USA	0G590000 and Up	16630	16120	16200
55 (3-Cyl.)	1998	BEL	9973100 and Up	16630	16120	16200
60 (600)	1960	-	1303411-1542744	16150	16140	16100
60 (3-Cyl.)	1984-87	USA	6428681-0D000749	16150	16120	16210
60 (3-Cyl.)	1984-87	BEL	9385911-9683054	16150	16120	16210
60 (3-Cyl.)	1984-87	CAN	7208333 and Up	16150	16120	16210
60 (3-Cyl.)	1991-95	USA	0D000750-0G589999	16610	16120	16200
60 (3-Cyl.)	1991-95	BEL	9683055-9973099	16610	16120	16200
60 (59 CID) (3-Cyl.)	1998	USA	0G590000 and Up	16630	16120	16200
60 (59 CID) (3-Cyl.)	1998	BEL	9973100 and Up	16630	16120	16200
65 (650) (4-Cyl.)	1963-64	-	1542745-1765043	16150	16160	16130
65 (650) (4-Cyl.)	1965-66	-	1765044-2119748	16150	16160	16130
65 (650) (4-Cyl.)	1967	-	2119749-2309310	16150	16160	16130
65 (650) (4-Cyl.)	1968-71	-	2309311-3293183	16150	16160	16130
65 (650) (3-Cyl.)	1973-76	-	3293184-4571651	16150	16120	16210
65 (650) (3-Cyl.)	1973-75	-	8006640-8042349	16150	16120	16210
65 (650) (3-Cyl.)	1973-76	-	9020074-9135824	16150	16120	16210
65 (650) (3-Cyl.)	1973-76	-	7013633-7087822	16150	16120	16210
65 Jet	1994-98	USA	0D283222 and Up	16600	16250	16420
65 Jet	1994-98	BEL	9793577 and Up	16600	16250	16420
70 (700) (6-Cyl.)	1960-61	-	1296411-1566239	16150	16140	16100
70 (3-Cyl.)	1977-79	USA	4571652-5579016	16150	16120	16210
70 (3-Cyl.)	1977-79	AUS	8042350-8065064	16150	16120	16210
70 (3-Cyl.)	1977-79	BEL	9135825-9255130	16150	16120	16210
70 (3-Cyl.)	1977-79	CAN	7087823-7145937	16150	16120	16210
70 (3-Cyl.)	1980-83	USA	5579017-6428680	16150	16120	16210
70 (3-Cyl.)	1980-83	AUS	8065065 and Up	16150	16120	16210
70 (3-Cyl.)	1980-83	BEL	9255131-9385910	16150	16120	16210
70 (3-Cyl.)	1980-83	CAN	7145938-7208332	16150	16120	16210
70 (3-Cyl.) Rod No. 938-8532-1	1987	USA	0A996142 and Up	16600	16180	16420
70 (3-Cyl.) Rod No. 938-8532-1	1987	BEL	9483121 and Up	16600	16180	16420
70 (3-Cyl.) Rod No. 638-818846	1987	USA	0A996142 and Up	16600	16250	16420
70 (3-Cyl.) Rod No. 638-818846	1987	BEL	9483121 and Up	16600	16250	16420
75 (4-Cyl.)	1984-88	USA	6432901 and Up	16150	16120	16210
75 (4-Cyl.)	1984-88	BEL	9393856 and Up	16150	16120	16210
75 (4-Cyl.)	1984-88	CAN	7208573 and Up	16150	16120	16210
75 (3-Cyl.) Rod No. 638-8532-1	1990-93	USA	0C222000-0D283221	16600	16180	16420
75 (3-Cyl.) Rod No. 638-8532-1	1990-93	BEL	9589039-9793576	16600	16180	16420
75 (3-Cyl.) Rod No. 638-818846	1990-93	USA	0C222000-0D283221	16600	16250	16420
75 (3-Cyl.) Rod No. 638-818846	1990-93	BEL	9589039-9793576	16600	16250	16420





# Mercury / Mariner / Force

## BEARING APPLICATIONS

Model	Year	Country	Serial No. Range	Center Bearing	Connecting Rod Bearing Small End	Connecting Rod Bearing Big End
75 (3-Cyl.)	1994-98	USA	0D283222 and Up	16600	16250	16420
75 (3-Cyl.)	1994-98	BEL	9793577 and Up	16600	16250	16420
80 (800) (6-Cyl.)	1960-61	-	1335465-1566239	16150	16160	16130
80 (800) (4-Cyl.)	1969-72	-	2559001-2670574	16150	16120	16210
80 (800) (4-Cyl.)	1969-72	-	2783253-3493912	16150	16120	16210
80 (80, 800) (4-Cyl.)	1978-79	USA	4831999-5582561	16150	16120	16210
80 (80, 800) (4-Cyl.)	1978-79	AUS	8050200-8067014	16150	16120	16210
80 (80, 800) (4-Cyl.)	1978-79	BEL	9177626-9256130	16150	16120	16210
80 (80, 800) (4-Cyl.)	1978-79	CAN	7110998-7146212	16150	16120	16210
80 (80) (4-Cyl.)	1980-83	USA	5582562-6432900	16150	16120	16210
80 (80) (4-Cyl.)	1980-83	AUS	8067015 and Up	16150	16120	16210
80 (80) (4-Cyl.)	1980-83	BEL	9256131-9393855	16150	16120	16210
80 (80) (4-Cyl.)	1980-83	CAN	7146213-7208572	16150	16120	16210
80 (3-Cyl.) Rod No. 638-8532-1	1987	USA	0A996142-0C221999	16600	16180	16420
80 (3-Cyl.) Rod No. 638-8532-1	1987	BEL	9483121-9589038	16600	16180	16420
80 (3-Cyl.) Rod No. 646-818846	1987	USA	0A996142-0C221999	16600	16250	16420
80 (3-Cyl.) Rod No. 646-818846	1987	BEL	9483121-9589038	16600	16250	16420
80 Jet	1994-98	USA	0D283222 and Up	16600	16250	16420
80 Jet	1994-98	BEL	9793577 and Up	16600	16250	16420
85 (850, 76 CID) (6-Cyl.)	1963-64	-	1460999-1464848	16150	1616 0	16130
85 (850, 90 CID) (6-Cyl.)	1963-64	-	1566240-1766823	16150	16160	16130
85 (850) (4-Cyl.)	1973-77	USA	3493913-3865694	16150	16120	16210
85 (850) (4-Cyl.)	1973-77	AUS	8005440-8017139	16150	16120	16210
85 (850) (4-Cyl.)	1973-77	BEL	9011604-9053363	16150	16120	16210
85 (850) (4-Cyl.)	1973-77	CAN	7010108-7033027	16150	16120	16210
85 (850) (4-Cyl.)	1973-77	USA	3865695-4831998	16150	16120	16210
85 (850) (4-Cyl.)	1973-77	AUS	8017140-8050199	16150	16120	16210
85 (850) (4-Cyl.)	1973-77	BEL	9053364-9177625	16150	16120	16210
85 (850) (4-Cyl.)	1973-77	CAN	7033028-7110997	16150	16120	16210
90 (900) (6-Cyl.)	1965	-	1766824-1850448	16150	16160	16130
90 (900) (6-Cyl.)	1965	-	1850449-1869775	16150	16160	16130
90 (90, 900) (6-Cyl.)	1978-79	USA	4845301-5594656	16150	16120	16210
90 (90, 900) (6-Cyl.)	1978-79	CAN	7111698-8060694	16150	16120	16210
90 (90) (6-Cyl.)	1980-83	USA	5594657 and Up	16150	16120	16210
90 (90) (6-Cyl.)	1980-83	AUS	8071020 and Up	16150	16120	16210
90 (90) (6-Cyl.)	1980-83	CAN	7147088 and Up	16150	16120	16210
90 (3-Cyl.) Rod No. 638-8532-1	1987	USA	0A996142-0D283221	16600	16180	16420
90 (3-Cyl.) Rod No. 638-8532-1	1987	BEL	9483121-9793576	16600	16180	16420
90 (3-Cyl.) Rod No. 646-818846	1987	USA	0A996142-0D283221	16600	16250	16420
90 (3-Cyl.) Rod No. 646-818846	1987	BEL	9483121-9793576	16600	16250	16420
90 (90) (3-Cyl.)	1994-98	USA	0D283222 and Up	16600	16250	16420
90 (90) (3-Cyl.)	1994-98	BEL	9793577 and Up	16600	16250	16420
95 (950E) (6-Cyl.)	1966-67	-	1869776-2318585	16150	16160	16130
95 (950E-SS)	1966-67	-	1869776-2318585	16150	16160	16130
95 (950E-SS-1)	1966-67	-	1869776-2318585	16150	16160	16130
100 (1000)	1964-65	-	1464949-2318585	16150	16160	16130
100 (1000SS)	1968-69	-	2318586-2836018	16150	16160	16130
100 (1000BP)	1968	-	2399698-2641854	16150	16160	N.L.A.
100 (1000BP)	1969	-	2641855-3253111	N.L.A.	16120	16210
110 (1100E)	1966-67	-	1870204-2314955	16150	16160	16130
110 (1100E-SS)	1966-67	-	1870204-2314955	16150	16160	16130
110 (1100E-SS-1)	1966-67	-	1870204-2314955	16150	16160	16130
105 Jet	1996 & Up	-	0D082000 and Up	-	16260	16200
115 (1150)	1970-72	-	2836019-3525440	16150	16120	16210
115 (1150, 115)	1973-79	USA	3525441-5600966	16150	16120	16210
115 (1150, 115)	1973-79	AUS	8008665-8061269	16150	16120	16210
115 (1150, 115)	1973-79	CAN	7010763-7147987	16150	16120	16210
115 (6-Cyl.)	1980	USA	5600967-6262960	16150	16120	16210
115 (6-Cyl.)	1980	AUS	8067340 and Up	16150	16120	16210
115 (6-Cyl.)	1980	CAN	7147988-7200642	16150	16120	16210
115 (6-Cyl.)	1984-88	USA	6262961-0C099999	16150	16120	16210
115 (6-Cyl.)	1984-88	CAN	7200643 and Up	16150	16120	16210
115 (4-Cyl.) Rod No. 638-8532-1	1988-93	USA	0C100000 and Up	16600	16180	16420
115 (4-Cyl.) Rod No. 638-8532-1	1988-93	BEL	9559771 and Up	16600	16180	16420
115 (4-Cyl.) Rod No. 646-818846	1989-93	USA	0C100000 and Up	16600	16250	16420
115 (4-Cyl.) Rod No. 646-818846	1989-93	BEL	9559771 and Up	16600	16250	16420
115 (4-Cyl.)	1994-98	USA	0D283222 and Up	16600	16250	16420
115 (4-Cyl.)	1994-98	BEL	9793577 and Up	16600	16250	16420
125 (1250, 1250BP)	1968-69	-	2314956-2641954	16150	16120	16210
125 (1250BP)	1969	-	2641955-3253111	16150	16120	16210
125 (4-Cyl.)	1994-98	USA	0D283222 and Up	16600	16250	16420
125 (4-Cyl.)	1994-98	BEL	9793577 and Up	16600	16250	16420
135 (1350)	1970-71	-	2839369-3293233	16150	16120	16210
1400	1972	-	3293234-3502805	16150	16120	16210
1400-140	1978-79	USA	4865678 and Up	16150	16120	16210
1400-140	1978-79	AUS	8052650 and Up	16150	16120	16210
1400-140	1978-79	CAN	7112773 and Up	16150	16120	16210



# Mercury / Mariner / Force

## CRANKSHAFT BEARINGS, OIL SEALS & O-RINGS

### Crankshaft Bearings

**No. 21840**

OEM: 30-63326T



**No. 21860**

OEM: 30-63742T



**No. 21622**

OEM: 30-43011T



**No. 21623**

OEM: 30-67923T



**No. 21624**

OEM: 30-88268T



**No. 21626**

OEM: 30-64424T



**No. 21627**

OEM: 30-62567T



### Crankshaft Oil Seals

**No. 85040**

OEM: 26-16977



**No. 85015**

OEM: 26-66301



**No. 85010**

OEM: 26-41953



**No. 85090**

OEM: 26-43993



**No. 85014**

OEM: 26-54815



**No. 85460**

OEM: 26-56397



**No. 85011**

OEM: 26-66302



**No. 85012**

OEM: 26-815449



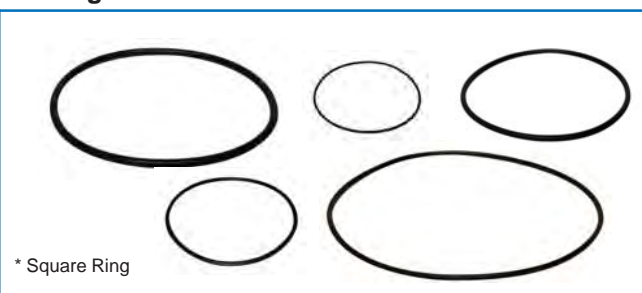
**No. 85013**

OEM: 26-830898



### Crankshaft O-rings

GLM No.	OEM No.	GLM No.	OEM No.
82340	25-20081	80440	25-64966
82280	25-20826	80410	25-67206
82310	25-20863	80430	25-67207
82360	25-31305	80330	25-823683
80420	25-32546	41370*	25-858225
81430	25-54029	81540	25-88955
80350	25-62457	81500	25-89224
81520	25-62700	81390	25-90011
81530	25-89497	82390	25-47254



\* Square Ring

# Mercury / Mariner / Force

## CRANKSHAFT BEARINGS, OIL SEALS & O-RING APPLICATIONS

Model	Year	Country	Serial No. Range	Upper				Lower			
				Ball Brg.	Roller Brg.	O-ring	Oil Seal	Ball Brg.	O-ring	Top Seal	Bot. Seal
3.5	1983-85	USA	6202173 and Up	-	-	82310	-	-	N/A	85460	N/A
3.6	1980-82	USA	5404657 and Up	-	-	82310	-	-	N/A	85460	N/A
3.6	1980-82	BEL	9252831 and Up	-	-	82310	-	-	N/A	85460	N/A
3.6	1980-82	CAN	7145388 and Up	-	-	82310	-	-	N/A	85460	N/A
3.9 (39) (1-Cyl.)	1964-68	-	16655013-2498135	-	-	82310	-	-	N/A	-	N/A
4 (40) (1-Cyl.)	1969-74	USA	2498136-4107219	-	-	82310	-	-	N/A	-	N/A
4 (40) (1-Cyl.)	1972-74	AUS	3306257-8026439	-	-	82310	-	-	N/A	85460	N/A
4 (40) (1-Cyl.)	1972-74	BEL	9000306-9072178	-	-	82310	-	-	N/A	85460	N/A
4 (40) (1-Cyl.)	1972-74	CAN	3305152-7045757	-	-	82310	-	-	N/A	85460	N/A
4 (1-Cyl.)	1982-86	USA	5595532 and Up	-	-	82310	-	-	N/A	85460	N/A
4 (1-Cyl.)	1982-86	AUS	8068065 and Up	-	-	82310	-	-	N/A	85460	N/A
4 (1-Cyl.)	1982-86	BEL	9258281 and Up	-	-	82310	-	-	N/A	85460	N/A
4 (1-Cyl.)	1982-86	CAN	7143688 and Up	-	-	82310	-	-	N/A	85460	N/A
4 (1-Cyl.)	1987-88	USA	0A809601 and Up	-	N/A	N/A	-	-	N/A	-	N/A
4 (1-Cyl.)	1987-88	BEL	9477830 and Up	-	N/A	N/A	-	-	N/A	-	N/A
4 (40) (2-Cyl.) (Gnat)	1976-79	BEL	9075839-9256980	N/A	N.L.A.	N/A	-	-	80430	-	N/A
4 (40) (2-Cyl.) (Gnat)	1976-79	CAN	7085673-7146487	N/A	N.L.A.	N/A	-	-	80430	-	N/A
4 (40) (2-Cyl.)	1980-81	USA	5589202 and Up	N/A	N.L.A.	N/A	-	-	80430	-	N/A
4 (40) (2-Cyl.)	1980-81	AUS	8065265 and Up	N/A	N.L.A.	N/A	-	-	80430	-	N/A
4 (40) (2-Cyl.)	1980-81	BEL	9256981 and Up	N/A	N.L.A.	N/A	-	-	80430	-	N/A
4 (40) (2-Cyl.)	1980-81	CAN	7146488 and Up	N/A	N.L.A.	N/A	-	-	80430	-	N/A
4.5 (4.5, 45) (1-Cyl.)	1975-79	USA	4107220-5595531	-	-	82310	-	-	N/A	85460	N/A
4.5 (4.5, 45) (1-Cyl.)	1975-79	AUS	8026540-8068064	N.L.A.	-	82310	-	-	N/A	85460	N/A
4.5 (4.5, 45) (1-Cyl.)	1975-79	BEL	9072179-9258280	-	-	82310	-	-	N/A	85460	N/A
4.5 (4.5, 45) (1-Cyl.)	1975-79	CAN	7045758-7147237	-	-	82310	-	-	N/A	85460	N/A
4.5 (1-Cyl.)	1980-85	USA	5595532 and Up	-	-	82310	-	-	N/A	85460	N/A
4.5 (1-Cyl.)	1980-85	AUS	8068065 and Up	-	-	82310	-	-	N/A	85460	N/A
4.5 (1-Cyl.)	1980-85	BEL	9258281 and Up	-	-	82310	-	-	N/A	85460	N/A
4.5 (1-Cyl.)	1980-85	CAN	7147238 and Up	-	-	82310	-	-	N/A	85460	N/A
5 (1-Cyl.)	1987-89	USA	0A809601 and Up	-	N/A	N/A	-	-	N/A	-	N/A
5 (1-Cyl.)	1987-89	BEL	9477830 and Up	-	N/A	N/A	-	-	N/A	-	N/A
6 (60)	1966-68	-	1916139-2529894	-	-	82280	-	-	N/A	-	N/A
6	1986-93	USA	0A197112 and Up	N/A	-	N/A	-	-	N/A	-	N/A
6	1986-93	BEL	9461526 and Up	N/A	-	N/A	-	-	N/A	-	N/A
7.5 (75)	1969-78	USA	2529895-2721150	-	-	82310	-	-	N/A	-	N/A
7.5 (75)	1969-71	-	2810637-3801457	-	-	82310	-	-	N/A	85460	N/A
7.5 (7.5, 75)	1974-77	USA	3801458 and Up	-	-	82310	-	-	N/A	-	N/A
7.5 (7.5, 75)	1974-77	AUS	8015315 and Up	-	-	82310	-	-	N/A	-	N/A
7.5 (7.5, 75)	1974-77	BEL	9043194 and Up	-	-	82310	-	-	N/A	-	N/A
7.5 (7.5, 75)	1974-77	CAN	7028598 and Up	-	-	82310	-	-	N/A	-	N/A
8	1986-93	USA	0A197112 and Up	N/A	-	N/A	-	-	N/A	-	N/A
8	1986-93	BEL	9461526 and Up	N/A	-	N/A	-	-	N/A	-	N/A
9.8 (110)	1966-69	-	1865779-2798056	-	-	82310	-	-	N/A	-	N/A
9.8 (110)	1970-73	-	2798057-3795657	-	-	82310	-	-	N/A	85460	N/A
9.8 (9.8) (110)	1974-77	USA	3795658 and Up	-	-	82310	-	-	N/A	-	N/A
9.8 (9.8) (110)	1974-77	AUS	8015040 and Up	-	-	82310	-	-	N/A	-	N/A
9.8 (9.8) (110)	1974-77	BEL	9041439 and Up	-	-	82310	-	-	N/A	-	N/A
9.8 (9.8) (110)	1974-77	CAN	7027323 and Up	-	-	82310	-	-	N/A	-	N/A
9.9	1986-93	USA	0A197112 and Up	N/A	-	N/A	-	-	N/A	-	N/A
9.9	1986-93	BEL	9461526 and Up	N/A	-	N/A	-	-	N/A	-	N/A
10 (100)	1960-62	-	1290910-1499331	21840	-	N.L.A.	N.L.A.	21840	N/A	85040	85040
10 (XR10)	1990-93	USA	0D038000 and Up	N/A	-	N/A	-	-	N/A	-	N/A
10 (XR10)	1990-93	BEL	9596000 and Up	N/A	-	N/A	-	-	N/A	-	N/A
10 (Magnum, Sea Pro, Marathon)	1990-93	USA	0D038000 and Up	N/A	-	N/A	-	-	N/A	-	N/A
10 (Magnum, Sea Pro, Marathon)	1990-93	BEL	9596000 and Up	N/A	-	N/A	-	-	N/A	-	N/A
15 (150)	1960-62	-	1290910-1499331	21840	-	N.L.A.	-	21840	N/A	85040	85040
15	1988-93	USA	0B292414 and Up	N/A	-	N/A	-	-	N/A	-	N/A
15	1988-93	BEL	9542620 and Up	N/A	-	N/A	-	-	N/A	-	N/A
15 (Sea Pro)	1994-96	USA	0G044365-0G437999	N/A	-	N/A	-	-	N/A	-	N/A
15 (Sea Pro)	1994-96	USA	0G438000 and Up	N/A	-	N/A	-	-	N/A	-	N/A
15 (Sea Pro, XD, Marathon)	1997-98	BEL	9927000 and Up	N/A	-	N/A	-	-	N/A	-	N/A
15 (Super)	1994-98	USA	0B238464 and Up	N/A	-	N/A	-	-	N/A	-	N/A
15 (Super)	1994-98	BEL	9507381 and Up	N/A	-	N/A	-	-	N/A	-	N/A
18 (18, 18 XD)	1980-83	USA	5837437 and Up	N/A	-	N/A	-	-	N/A	-	N/A
18 (18, 18 XD)	1980-83	AUS	8071973 and Up	N/A	-	N/A	-	-	N/A	-	N/A
18 (18, 18 XD)	1980-83	BEL	9308306 and Up	N/A	-	N/A	-	-	N/A	-	N/A
18 (18, 18 XD)	1980-83	CAN	7173723 and Up	N/A	-	N/A	-	-	N/A	-	N/A
20 (200)	1960-62	-	1290910-1499331	21840	-	N.L.A.	N.L.A.	21840	N/A	85040	85040



# Mercury / Mariner / Force

## CRANKSHAFT BEARINGS, OIL SEALS & O-RING APPLICATIONS

Model	Year	Country	Serial No. Range	Upper				Lower			
				Ball Brg.	Roller Brg.	O-ring	Oil Seal	Ball Brg.	O-ring	Top Seal	Bot. Seal
20 (200)	1963-65	-	1558310-2031773	21840	-	N.L.A.	-	21840	N/A	85040	85040
20 (200)	1968-69	-	2031774-2827676	21840	-	82340	-	21840	N/A	85040	85040
20 (200, 20)	1968-69	USA	2827677-6443972	21840	-	82340	-	21840	N/A	85011	N/A
20 (200, 20)	1973-77	AUS	8006265 and Up	21840	-	82340	-	21840	N/A	85011	N/A
20 (200, 20)	1973-77	BEL	9016254-9415100	21840	-	82340	-	21840	N/A	85011	N/A
20 (200, 20)	1973-77	CAN	7012358-7012357	21840	-	82340	-	21840	N/A	85011	N/A
20 (20, 20XD)	1986-87	USA	6443973 and Up	N/A	-	N/A	-	-	N/A	-	N/A
20 (20, 20XD)	1986-87	BEL	9415101 and Up	N/A	-	N/A	-	-	N/A	-	N/A
20 (20, 20XD)	1986-87	CAN	7209533 and Up	N/A	-	N/A	-	-	N/A	-	N/A
20 Jet	1994-98	USA	0G044027 and Up	N/A	-	N/A	-	-	N/A	-	N/A
25 (250)	1959-61	-	1290910-1499331	21840	-	N.L.A.	N.L.A.	21840	N/A	85040	85040
25 (25, 25XD) (2-Cyl.)	1980-83	USA	5705532 and Up	N/A	-	N/A	-	-	N/A	-	N/A
25 (25, 25XD) (2-Cyl.)	1980-83	AUS	8073158 and Up	N/A	-	N/A	-	-	N/A	-	N/A
25 (25, 25XD) (2-Cyl.)	1980-83	BEL	9315316 and Up	N/A	-	N/A	-	-	N/A	-	N/A
25 (25, 25XD) (2-Cyl.)	1980-83	CAN	7166928 and Up	N/A	-	N/A	-	-	N/A	-	N/A
25 (3-Cyl.)	1997	USA	0E268781 and Up	-	N/A	N/A	-	-	N/A	-	N/A
30 (300)	1959-61	-	1271884-1448139	21860	N/A	82340	85010	21860	82340	-	85010
30 (2-Cyl.) (644cc)	1994-98	USA	0G053314 and Up	N/A	-	N/A	-	21860	81390	85010	-
30 (2-Cyl.) (430cc)	1997-98	USA	0G575500 and Up	-	N/A	-	-	-	-	-	-
30 (Jet) (4-Cyl.)	1994-97	-	0C159200 and Up	21860	N/A	82340	85010	21860	80420	85010	85015
30 (Jet) (3-Cyl.)	1998	-	0G531301 and Up	N/A	-	N/A	-	21860	80420	85010	-
35 (350)	1959-61	-	1271884-1448139	21860	N/A	82340	85010	21860	81390	-	85010
35 (350)	1963-69	-	1571114-2874703	21860	N.L.A.	82360	-	21860	82340	-	85010
35 (2-Cyl.)	1984-86	USA	6445653 and Up	N/A	-	82390	85010	21860	82340	85010	85010
40 (400) (2-Cyl.)	1970-71	-	2874704-3336257	-	N/A	82390	85010	21860	N/A	85010	85010
40 (402) (2-Cyl.)	1972-74	USA	3336258-3346479	N/A	-	82390	85010	N.L.A.	80350	85010	85010
40 (402) (2-Cyl.)	1972-74	USA	3477010-4117709	N/A	-	82390	85010	21860	80350	85010	85010
40 (402) (2-Cyl.)	1972-74	AUS	8002335-8027439	N/A	-	82390	85010	21860	80350	85010	85010
40 (402) (2-Cyl.)	1972-74	BEL	3339688-9076838	N/A	-	82390	85010	21860	80350	85010	85010
40 (402) (2-Cyl.)	1972-74	CAN	3340783-7047607	N/A	-	82390	85010	21860	80350	85010	85010
40 (402, 40) (2-Cyl.)	1975-77	USA	4117710 and Up	N/A	-	82390	85010	21860	80330	85010	85010
40 (402, 40) (2-Cyl.)	1975-77	AUS	8027440 and Up	N/A	-	82390	85010	21860	80330	85010	85010
40 (402, 40) (2-Cyl.)	1975-77	BEL	9076839 and Up	N/A	-	82390	85010	21860	80330	85010	85010
40 (402, 40) (2-Cyl.)	1975-77	CAN	7047608 and Up	N/A	-	82390	85010	21860	80330	85010	85010
40 (644cc) (2-Cyl.)	1994-98	USA	0G053314 and Up	N/A	-	N/A	-	21860	81390	85010	-
40 (4-Cyl.)	1989 & Up	USA	0C159200-0D279349	21860	N/A	82340	85010	21860	80420	85010	85015
40 (4-Cyl.)	1989 & Up	BEL	9570790-9793444	21860	N/A	82340	85010	21860	80420	85010	85015
40 (4-Cyl.)	1989 & Up	USA	0D279350 and Up	21860	N/A	82340	85010	21860	80420	85010	85010
40 (4-Cyl.)	1989 & Up	BEL	9793445 and Up	21860	N/A	82340	85010	21860	80420	85010	85010
40 (3-Cyl.)	1997-98	USA	0G531301 and Up	N/A	-	N/A	-	21860	81390	85010	-
40 (3-Cyl.)	1997-98	BEL	9973100 and Up	N/A	-	N/A	-	21860	81390	85010	-
45 (450)	1987-89	-	1476510 and Up	21860	N/A	82340	85010	21860	82340	-	85010
45 (4-Cyl.)	1986	USA	5531630 and Up	21860	N/A	82340	85010	21860	82340	85010	85010
45 (4-Cyl.)	1986	AUS	8063985 and Up	21860	N/A	82340	85010	21860	82340	85010	85010
45 (4-Cyl.)	1986	BEL	9248006 and Up	21860	N/A	82340	85010	21860	82340	85010	85010
45 (4-Cyl.)	1986	CAN	7143688 and Up	21860	N/A	82340	85010	21860	82340	85010	85010
45 Jet	1996-87	USA	0D000750-0G589999	N/A	-	N/A	-	21860	81390	85010	85015
45 Jet	1998	USA	0G590000 and Up	N/A	-	N/A	-	21860	81390	85010	85015
50 (500) (4-Cyl.)	1961-70	USA	1421113-2858813	21860	N/A	82340	85010	21860	82340	-	85010
50 (500) (4-Cyl.)	1965-67	CAN	1755549-2305100	21860	N/A	82340	85010	21860	82340	-	85010
50 (50, 500) (4-Cyl.)	1971-74	USA	2858814 and Up	21860	N/A	82340	85010	21860	82340	85010	85010
50 (50, 500) (4-Cyl.)	1971-74	AUS	2863739 and Up	21860	N/A	82340	85010	21860	82340	85010	85010
50 (50, 500) (4-Cyl.)	1971-74	BEL	9001581 and Up	21860	N/A	82340	85010	21860	82340	85010	85010
50 (50, 500) (4-Cyl.)	1971-74	CAN	2742142 and Up	21860	N/A	82340	85010	21860	82340	85010	85010
50 (3-Cyl.)	1986-87	USA	6428681-0D000749	21626	N/A	80440	85010	-	80420	85010	85010
50 (3-Cyl.)	1986-87	BEL	9385911-9683054	21626	N/A	80440	85010	-	80420	85010	85010
50 (3-Cyl.)	1986-87	CAN	7208333 and Up	21626	N/A	80440	85010	-	80420	85010	85010
50 (3-Cyl.)	1991-95	USA	0D000750-0G589999	N/A	-	N/A	-	21860	81390	85010	-
50 (3-Cyl.)	1991-95	BEL	9683055-9973099	N/A	-	N/A	-	21860	81390	85010	-
50 (3-Cyl.)	1998	USA	0G590000 and Up	N/A	-	N/A	-	21860	81390	85010	-
50 (3-Cyl.)	1998	BEL	9973100 and Up	N/A	-	N/A	-	21860	81390	85010	-
55 (3-Cyl.)	1996	USA	0D000750-0G589999	N/A	-	N/A	-	21860	81390	85010	-
55 (3-Cyl.)	1996	BEL	9683055-9973099	N/A	-	N/A	-	21860	81390	85010	-
55 (3-Cyl.)	1998	USA	0G590000 and Up	N/A	-	N/A	-	21860	81390	85010	-
55 (3-Cyl.)	1998	BEL	9973100 and Up	N/A	-	N/A	-	21860	81390	85010	-
60 (600)	1960	-	1303411-1542744	21860	N/A	82340	85010	21860	82340	-	85010
60 (3-Cyl.)	1984-87	USA	6428681-0D000749	21626	N/A	80440	85010	21626	80420	85010	85010
60 (3-Cyl.)	1984-87	BEL	9385911-9683054	21626	N/A	80440	85010	21626	80420	85010	85010



# Mercury / Mariner / Force

## CRANKSHAFT BEARINGS, OIL SEALS & O-RING APPLICATIONS

Model	Year	Country	Serial No. Range	Upper				Lower			
				Ball Brg.	Roller Brg.	O-ring	Oil Seal	Ball Brg.	O-ring	Top Seal	Bot. Seal
60 (3-Cyl.)	1984-87	CAN	7208333 and Up	21626	N/A	80440	85010	21626	80420	85010	85010
60 (3-Cyl.)	1991-95	USA	0D000750-0G589999	N/A	-	N/A	-	21860	81390	85010	85015
60 (3-Cyl.)	1991-95	BEL	9683055-9973099	N/A	-	N/A	-	21860	81390	85010	85015
65 (650) (4-Cyl.)	1963-69	-	1542745-2803561	21860	N/A	82360	85010	21860	82340	-	85010
65 (650) (4-Cyl.)	1970-71	-	2803562-3293183	21860	N/A	82360	85010	21860	82340	85010	85010
65 (650) (3-Cyl.)	1973-76	USA	3293184-4571651	21626	N/A	82390	85010	21626	80420	85010	85010
65 (650) (3-Cyl.)	1973-75	AUS	8006640 and Up	21626	N/A	82390	85010	21626	80420	85010	85010
65 (650) (3-Cyl.)	1973-76	BEL	9020074-9135824	21626	N/A	82390	85010	21626	80420	85010	85010
65 (650) (3-Cyl.)	1973-76	CAN	7013633-7087822	21626	N/A	82390	85010	21626	80420	85010	85010
65 Jet	1994-98	USA	0D283222 and Up	N/A	16510	80330	85090	21622	81500	85010	N/A
70 (700) (6-Cyl.)	1960-61	-	1296411-1566239	21860	N/A	82340	85010	21860	82340	-	85010
70 (3-Cyl.)	1977-83	USA	4571652-6428680	21626	N/A	80440	85010	21626	80420	85010	85010
70 (3-Cyl.)	1977-83	AUS	8042350 and Up	21626	N/A	80440	85010	21626	80420	85010	85010
70 (3-Cyl.)	1977-83	BEL	9135825-9385910	21626	N/A	80440	85010	21626	80420	85010	85010
70 (3-Cyl.)	1977-83	CAN	7087823-7208332	21626	N/A	80440	85010	21626	80420	85010	85010
70 (3-Cyl.)	1987	USA	0A996142-0B240450	N/A	16510	80330	85090	21622	81500	85010	N/A
70 (3-Cyl.)	1987	BEL	9483121-9506480	N/A	16510	80330	85090	21622	81500	85010	N/A
70 (3-Cyl.)	1988-89	USA	0B240451 and Up	N/A	16510	80330	85090	21622	81430	85010	N/A
70 (3-Cyl.)	1988-89	BEL	9506481 and Up	N/A	16510	80330	85090	21622	81430	85010	N/A
75 (4-Cyl.)	1984-88	USA	6432901 and Up	21627	N/A	82390	85010	21860	80420	85010	85010
75 (4-Cyl.)	1984-88	BEL	9393856 and Up	21627	N/A	82390	85010	21860	80420	85010	85010
75 (4-Cyl.)	1984-88	CAN	7208573 and Up	21627	N/A	82390	85010	21860	80420	85010	85010
75 (3-Cyl.)	1990-93	USA	0C222000 and Up	N/A	16510	80330	85090	21622	81500	85010	N/A
75 (3-Cyl.)	1990-93	BEL	9589039 and Up	N/A	16510	80330	85090	21622	81500	85010	N/A
80 (800) (6-Cyl.)	1960-61	-	1335465-1566239	21860	N/A	82340	85010	21860	82340	-	85010
80 (800) (4-Cyl.)	1969-72	-	2559001-3493912	21627	N/A	82390	85010	21860	82340	85010	85010
80 (80, 800) (4-Cyl.)	1978-79	USA	4831999-6432900	21627	N/A	82390	85010	21860	80420	85010	85010
80 (80, 800) (4-Cyl.)	1978-79	AUS	8050200 and Up	21627	N/A	82390	85010	21860	80420	85010	85010
80 (80, 800) (4-Cyl.)	1978-79	BEL	9177626-9393855	21627	N/A	82390	85010	21860	80420	85010	85010
80 (80, 800) (4-Cyl.)	1978-79	CAN	7110998-7208572	21627	N/A	82390	85010	21860	80420	85010	85010
80 (3-Cyl.)	1987	USA	0A996142-0B240450	N/A	16510	80330	85090	21622	81500	85010	N/A
80 (3-Cyl.)	1987	BEL	9483121-9506480	N/A	16510	80330	85090	21622	81500	85010	N/A
80 (3-Cyl.)	1987	USA	0B240451 and Up	N/A	16510	80330	85090	21622	81430	85010	N/A
80 (3-Cyl.)	1987	BEL	9506481 and Up	N/A	16510	80330	85090	21622	81430	85010	N/A
80 Jet	1994-98	USA	0D283222-0G760299	N/A	16510	80330	85090	21622	81500	85010	N/A
80 Jet w/ round upper o-ring	1994-98	USA	0G760300 and Up	N/A	16510	80330	85090	21622	81500	85010	N/A
80 Jet w/ square upper o-ring	1994-98	USA	0G760300 and Up	N/A	16510	41370	85090	21622	81500	85010	N/A
85 (850) (6-Cyl.)	1963-64	-	1460999-1464848	21860	N/A	82340	85010	21860	82340	-	85010
85 (850) (6-Cyl.)	1963-64	-	1566240-1766823	21860	N/A	82340	85010	21860	82340	-	85010
85 (850) (4-Cyl.)	1973-77	USA	3493913-4831998	21860	N/A	82390	85010	21860	80420	85010	85010
85 (850) (4-Cyl.)	1973-77	AUS	8005440-8050199	21860	N/A	82390	85010	21860	80420	85010	85010
85 (850) (4-Cyl.)	1973-77	BEL	9011604-9177625	21860	N/A	82390	85010	21860	80420	85010	85010
85 (850) (4-Cyl.)	1973-77	CAN	7010108-7110997	21860	N/A	82390	85010	21860	80420	85010	85010
90 (900) (6-Cyl.)	1965	-	1766824-1869775	21860	N/A	82360	85010	21860	82340	85010	85010
90 (90, 900) (6-Cyl.)	1978-79	USA	4845301 and Up	21860	N/A	82390	85010	21860	80420	85010	85010
90 (90, 900) (6-Cyl.)	1978-79	AUS	8060545 and Up	21860	N/A	82390	85010	21860	80420	85010	85010
90 (90, 900) (6-Cyl.)	1978-79	CAN	7111698 and Up	21860	N/A	82390	85010	21860	80420	85010	85010
90 (3-Cyl.)	1987	USA	0A996142 and Up	N/A	16510	80330	85090	21622	81500	85010	-
90 (3-Cyl.)	1987	BEL	9483121 and Up	N/A	16510	80330	85090	21622	81500	85010	-
95 (950) (6-Cyl.)	1966-67	-	1869776-2318585	21627	N/A	82360	85010	21860	82340	-	85010
100 (1000) (6-Cyl.)	1964-65	-	1464949-2318585	21627	N/A	82360	85010	21860	82340	-	85010
100 (1000SS) (6-Cyl.)	1968-69	USA	2318586-2413847	21627	N/A	82360	85010	21860	82340	-	85010
100 (1000SS) (6-Cyl.)	1968-69	CAN	2320991-2321200	21627	N/A	82360	85010	21860	82340	-	85010
100 (1000SS) (6-Cyl.)	1968-69	USA	2284633-2836018	21627	N/A	82360	85010	21860	82340	-	85010
100 (1000SS) (6-Cyl.)	1968-69	CAN	2487363-2836018	21627	N/A	82360	85010	21860	82340	-	85010
100 (1000BP) (6-Cyl.)	1968	-	2399698-2641854	21627	N/A	82360	85010	21860	82340	85010	85010
100 (1000BP) (6-Cyl.)	1969	-	2641855-3253111	21627	N/A	82390	85010	21860	82340	85010	85010
100 (4-Cyl.)	1988-93	USA	0B209468-0G760299	N/A	16510	80330	85090	21622	81500	85010	85010
100 (4-Cyl.)	1988-93	BEL	9523034-0P016999	N/A	16510	80330	85090	21622	81500	85010	85010
100 (4-Cyl.) w/ round upper o-ring	1994-98	USA	0G760300 and Up	N/A	16510	80330	85090	21622	81500	85010	-
100 (4-Cyl.) w/ round upper o-ring	1994-98	BEL	0P017000 and Up	N/A	16510	80330	85090	21622	81500	85010	-
100 (4-Cyl.) w/ square upper o-ring	1994-98	USA	0G760300 and Up	N/A	16510	-	85090	21622	81500	85010	-
100 (4-Cyl.) w/ square upper o-ring	1994-98	BEL	0P017000 and Up	N/A	16510	-	85090	21622	81500	85010	-
110 (1100)	1966-67	-	1870204-2314955	21627	N/A	82360	85010	21860	82340	-	85010
115 (1150) (6-Cyl.)	1970-72	-	2836019-3525440	21627	N/A	82390	85010	21860	82340	85010	85010
115 (1150, 115) (6-Cyl.)	1973-79	USA	3525441 and Up	21627	N/A	82390	85010	21860	80420	85010	85010
115 (1150, 115) (6-Cyl.)	1973-79	AUS	8008665 and Up	21627	N/A	82390	85010	21860	80420	85010	85010
115 (1150, 115) (6-Cyl.)	1973-79	CAN	7010763 and Up	21627	N/A	82390	85010	21860	80420	85010	85010



# Mercury / Mariner / Force

## CRANKSHAFT BEARINGS, OIL SEALS & O-RING APPLICATIONS

Model	Year	Country	Serial No. Range	Upper				Lower			
				Ball Brg.	Roller Brg.	O-ring	Oil Seal	Ball Brg.	O-ring	Top Seal	Bot. Seal
115 (4-Cyl.)	1988-93	USA	0C100000-0G760299	N/A	16510	80330	85090	21622	81500	85010	-
115 (4-Cyl.)	1988-93	BEL	9559771-0P016999	N/A	16510	80330	85090	21622	81500	85010	-
115 (4-Cyl.) w/ round upper o-ring	1988-93	USA	0G760300 and Up	N/A	16510	80330	85090	21622	81500	85010	-
115 (4-Cyl.) w/ round upper o-ring	1988-93	BEL	0P017000 and Up	N/A	16510	80330	85090	21622	81500	85010	-
115 (4-Cyl.) w/ square upper o-ring	1988-93	USA	0G760300 and Up	N/A	16510	-	85090	21622	81500	85010	-
115 (4-Cyl.) w/ square upper o-ring	1988-93	BEL	0P017000 and Up	N/A	16510	-	85090	21622	81500	85010	-
125 (1250) (6-Cyl.)	1968-69	-	2314956-2839368	-	N/A	82390	85010	21860	82340	-	85010
125 (4-Cyl.)	1994-98	USA	0D283222-0G760299	N/A	16510	80330	85090	21622	81500	85010	-
125 (4-Cyl.)	1994-98	BEL	9793577-0P016999	N/A	16510	80330	85090	21622	81500	85010	-
125 (4-Cyl.) w/ round upper o-ring	1994-98	USA	0G760300 and Up	N/A	16510	80330	85090	21622	81500	85010	-
125 (4-Cyl.) w/ round upper o-ring	1994-98	BEL	0P017000 and Up	N/A	16510	80330	85090	21622	81500	85010	-
125 (4-Cyl.) w/ square upper o-ring	1994-98	USA	0G760300 and Up	N/A	16510	-	85090	21622	81500	85010	-
125 (4-Cyl.) w/ square upper o-ring	1994-98	BEL	0P017000 and Up	N/A	16510	-	85090	21622	81500	85010	-
135 (1350) (6-Cyl.)	1970-71	-	2839369-3293233	21627	N/A	82390	85010	21860	82340	85010	85010
140 (140, 1400) (6-Cyl.)	1972	USA	3293234 and Up	21627	N/A	82390	85010	21860	80420	85010	85010
1400-140	1978-79	AUS	8052650 and Up	21627	N/A	82390	85010	21860	80420	85010	85010
1400-140	1978-79	CAN	7112773 and Up	21627	N/A	82390	85010	21860	80420	85010	85010
150 (1500) (6-Cyl.)	1973-77	USA	3502806-4865677	21627	N/A	82390	85010	21860	80420	85010	85010
150 (1500) (6-Cyl.)	1973-77	AUS	80005615-8052649	21627	N/A	82390	85010	21860	80420	85010	85010
150 (1500) (6-Cyl.)	1973-77	CAN	7010533-7112772	21627	N/A	82390	85010	21860	80420	85010	85010
150 (1500XS) (6-Cyl.)	1978	USA	4868648-5327662	21627	N/A	82390	85010	21860	80420	85010	85010
V-105 Jet	1996 & Up	USA	0D082000 and Up	N/A	16500	81430	85010	21623	81520	85010	85010
V-135 Carb. w/ 1.50 ID upper brg.	1986-88	USA	0A904646-0C100860	N/A	16520	81430	85010	21623	81520	85010	85010
V-135 Carb. w/ 1.37 ID upper brg.	1986-88	USA	0A904646-0C100860	N/A	16540	81430	85010	21623	81520	85010	85010
V-135 Carb.	1989-90	USA	0C100861 and Up	N/A	16500	81430	85010	21623	81520	85010	85010
V-135 Carb.	1991	USA	0C239553 and Up	N/A	16500	81430	85010	21623	81520	85010	85010
V-135 DFI	1998	USA	0G590000 and Up	N/A	16500	81430	85010	21623	81520	85010	85010
V-140 Jet	1994-95	USA	0D082000 and Up	N/A	16500	81430	85010	21623	81520	85010	85010
V-150 (V-150 & V-1500) Carb.	1973-77	USA	4868998-0A904645	N/A	16520	-	85010	21623	81520	85010	85010
V-150 Carb. w/ 1.50 ID upper brg.	1986-88	USA	0A904646-0C100860	N/A	16520	81430	85010	21623	81520	85010	85010
V-150 Carb. w/ 1.37 ID upper brg.	1986-88	USA	0A904646-0C100860	N/A	16540	81430	85010	21623	81520	85010	85010
V-150 Carb.	1989-90	USA	0C100861-0C239552	N/A	16540	81430	85010	21623	81520	85010	85010
V-150 XR4, Magnum II	1988	USA	0B242885-0C239552	N/A	16540	81430	85010	21623	81520	85010	85010
V-150 Carb.	1991	USA	0C239553 and Up	N/A	16500	81430	85010	21623	81520	85010	85010
V-150 XR4, 6/Mag II, III	1991	USA	0C239553 and Up	N/A	16500	81430	85010	21623	81520	85010	85010
V-150 EFI	1993-95	USA	0D082000 and Up	N/A	16500	81430	85010	21623	81520	85010	85010
V-150 DFI	1998	USA	0G590000 and Up	N/A	16500	81430	85010	21623	81520	85010	85010
V-175 (V-175, 1750) Carb.	1976-79	USA	4301235-5393736	N/A	16520	80410	85010	21623	81530	85010	85010
V-175 (V-175, 1750) Carb.	1976-79	AUS	8058870-8064249	N/A	16520	80410	85010	21623	81530	85010	85010
V-175 Carb.	1980-81	USA	5393737-6618750	N/A	16520	80410	85010	21623	-	85010	85010
V-175 Carb.	1980-81	AUS	8064250 and Up	N/A	16520	80410	85010	21623	-	85010	85010
V-175 Carb.	1985-88	USA	6618751-0C239552	N/A	16540	80430	85010	21623	81520	85010	85010
V-175 Carb.	1991	USA	0C239553 and Up	N/A	16500	81430	85010	21623	81520	85010	85010
V-175 EFI	1991	USA	0D000750 and Up	N/A	16500	81430	85010	21623	81520	85010	85010
V-200 (V-200, 2000) Carb.	1978-79	USA	4839034-05363917	N/A	16520	80410	85010	21623	81530	85010	85010
V-200 Carb.	1980-81	USA	05363918-6073191	N/A	16520	80410	85010	21623	-	85010	85010
V-200 Carb.	1980-81	AUS	8061595-8065672	N/A	16520	80410	85010	21623	-	85010	85010
V-200 Carb.	1982-90	USA	6073192-0C291519	N/A	16540	81430	85010	21623	81520	85010	85010
V-200 Carb.	1991	USA	0C291520 and Up	N/A	16500	81430	85010	21623	81520	85010	85010
V-200 EFI	1989-90	USA	0C100861-0C291519	N/A	16540	81430	85010	21623	81520	85010	85010
V-200 EFI	1991	USA	0C291520 and Up	N/A	16500	81430	85010	21623	81520	85010	85010
V-200 DFI	1997	USA	0G386496 and Up	N/A	16530	80330	85012	21623	81520	85013	85013
V-200 Laser	1987-88	USA	0B117316 and Up	N/A	16540	81430	85010	21623	81520	85010	85010
V-225 (2.4L)	1980-81	USA	5628028 and Up	N/A	16540	-	85010	21623	81520	85010	85010
V-225 (3.0L) Carb. Sea Pro, Marathon	1994-98	USA	0G245605-0G303045	N/A	16530	80330	85012	21623	81520	85012	-
V-225 (3.0L) Carb. Sea Pro, Marathon	1996-98	USA	0G303046 and Up	N/A	16530	80330	85012	21623	81520	85013	85013
V-225 DFI	1998	USA	0G590000 and Up	N/A	16530	80330	85012	21623	81520	85013	85013
V-225 EFI	1995-98	USA	0G129222-0G303045	N/A	16530	80330	85012	21623	81520	85012	-
V-225 EFI	1995-98	USA	0G303046 and Up	N/A	16530	80330	85012	21623	81520	85013	85013
V-250 Carb. w/out upper brg. fitting	1989-94	USA	0C101891 and Up	N/A	-	80330	85010	21624	81540	85014	85014
V-250 Carb. w/ upper brg. fitting	1989-94	USA	0C101891 and Up	N/A	16530	80330	85010	21624	81540	85014	85014
V-250 EFI	1995-98	USA	0G129222-0G303045	N/A	16530	80330	85012	21623	81520	85012	-
V-250 EFI	1995-98	USA	0G303046 and Up	N/A	16530	80330	85012	21623	81520	85013	85013
V-275 Carb. w/out upper brg. fitting	1989-94	USA	0C101891 and Up	N/A	-	80330	85012	21624	81540	85014	85014
V-275 Carb. w/ upper brg. fitting	1989-94	USA	0C101891 and Up	N/A	16530	80330	85012	21624	81540	85014	85014
V-300 / 3.4L	1980-87	USA	5611648 and Up	N/A	N.L.A.	80330	85012	21624	81540	85014	85014



# Section 10

---



## Mercury / Mariner / Force Thermostats

<i>Thermostats &amp; Thermostat Kits .....</i>	<i>130-131</i>
<i>Poppet Valve Kits .....</i>	<i>131</i>
<i>Thermostat &amp; Poppet Valve Kit Applications .....</i>	<i>132</i>
<i>Thermostat Housing Components .....</i>	<i>133-134</i>

# Mercury / Mariner / Force

## THERMOSTATS & THERMOSTAT KITS

Thermostats		Thermostat Kits	
<b>No. 13120</b> OEM: 14586  120°	<b>No. 13010</b> OEM: 75692  143°	<b>No. 13340</b> OEM: 75692Q <sup>c</sup>  143°	
<b>No. 13140</b> OEM: 850055  110°	<b>No. 13200</b> OEM: F97068-2  130°	<b>Kit Contains:</b> GLM    OEM    ITEM 13010 (2) 434841 Thermostat 30610 (2) 310058 Gasket	

Thermostat Kits																																																																															
<b>No. 13360</b> OEM: 75692A6  143°	<b>No. 13490</b> OEM: 75692A7  143°																																																																														
<b>Kit Contains:</b> <table border="0"> <tr> <td>GLM</td><td>OEM</td><td>ITEM</td><td>GLM</td><td>OEM</td><td>ITEM</td> </tr> <tr> <td>13010</td><td>75692</td><td>Thermostat</td><td>13817</td><td>12-76451</td><td>Washer-Plastic</td> </tr> <tr> <td>13801</td><td>86596T</td><td>Poppet</td><td>13822</td><td>24-66852</td><td>Spring</td> </tr> <tr> <td>13805</td><td>65848</td><td>Carrier</td><td>21751</td><td>10-69570</td><td>Screw</td> </tr> <tr> <td>13806</td><td>25-64872</td><td>Grommet</td><td>30610</td><td>27-62386</td><td>Gasket</td> </tr> <tr> <td>13808</td><td>64877-1</td><td>Diaphragm</td><td>30720</td><td>27-66847</td><td>Gasket</td> </tr> </table>	GLM	OEM	ITEM	GLM	OEM	ITEM	13010	75692	Thermostat	13817	12-76451	Washer-Plastic	13801	86596T	Poppet	13822	24-66852	Spring	13805	65848	Carrier	21751	10-69570	Screw	13806	25-64872	Grommet	30610	27-62386	Gasket	13808	64877-1	Diaphragm	30720	27-66847	Gasket	<b>Kit Contains:</b> <table border="0"> <tr> <td>GLM</td><td>OEM</td><td>ITEM</td><td>GLM</td><td>OEM</td><td>ITEM</td> </tr> <tr> <td>13010</td><td>75692</td><td>Thermostat</td><td>13822</td><td>24-66852</td><td>Spring</td> </tr> <tr> <td>13801</td><td>86596T</td><td>Poppet</td><td>21751</td><td>10-69570</td><td>Screw</td> </tr> <tr> <td>13805</td><td>65848</td><td>Carrier</td><td>30610</td><td>27-62386</td><td>Gasket</td> </tr> <tr> <td>13806</td><td>25-64872</td><td>Grommet</td><td>30760</td><td>27-69524-2</td><td>Gasket</td> </tr> <tr> <td>13808</td><td>64877-1</td><td>Diaphragm</td><td>30770</td><td>27-69525-2</td><td>Gasket</td> </tr> <tr> <td>13817</td><td>12-76451</td><td>Washer-Plastic</td><td>30800</td><td>27-70335-1</td><td>Gasket</td> </tr> </table>	GLM	OEM	ITEM	GLM	OEM	ITEM	13010	75692	Thermostat	13822	24-66852	Spring	13801	86596T	Poppet	21751	10-69570	Screw	13805	65848	Carrier	30610	27-62386	Gasket	13806	25-64872	Grommet	30760	27-69524-2	Gasket	13808	64877-1	Diaphragm	30770	27-69525-2	Gasket	13817	12-76451	Washer-Plastic	30800	27-70335-1	Gasket
GLM	OEM	ITEM	GLM	OEM	ITEM																																																																										
13010	75692	Thermostat	13817	12-76451	Washer-Plastic																																																																										
13801	86596T	Poppet	13822	24-66852	Spring																																																																										
13805	65848	Carrier	21751	10-69570	Screw																																																																										
13806	25-64872	Grommet	30610	27-62386	Gasket																																																																										
13808	64877-1	Diaphragm	30720	27-66847	Gasket																																																																										
GLM	OEM	ITEM	GLM	OEM	ITEM																																																																										
13010	75692	Thermostat	13822	24-66852	Spring																																																																										
13801	86596T	Poppet	21751	10-69570	Screw																																																																										
13805	65848	Carrier	30610	27-62386	Gasket																																																																										
13806	25-64872	Grommet	30760	27-69524-2	Gasket																																																																										
13808	64877-1	Diaphragm	30770	27-69525-2	Gasket																																																																										
13817	12-76451	Washer-Plastic	30800	27-70335-1	Gasket																																																																										

<b>No. 13124</b> OEM: 803061T1  120°	<b>No. 13141</b> OEM: 850055A2  110°																																													
<b>Kit Contains:</b> <table border="0"> <tr> <td>GLM</td><td>OEM</td><td>ITEM</td> </tr> <tr> <td>13120</td><td>14586</td><td>Thermostat</td> </tr> <tr> <td>13818</td><td>N/A</td><td>Washer</td> </tr> <tr> <td>30610</td><td>27-62386</td><td>Gasket</td> </tr> <tr> <td>32820</td><td>27-43006-8</td><td>Grommet</td> </tr> </table>	GLM	OEM	ITEM	13120	14586	Thermostat	13818	N/A	Washer	30610	27-62386	Gasket	32820	27-43006-8	Grommet	<b>Kit Contains:</b> <table border="0"> <tr> <td>GLM</td><td>OEM</td><td>ITEM</td><td>GLM</td><td>OEM</td><td>ITEM</td> </tr> <tr> <td>10562</td><td>22-99664-1</td><td>Elbow Fitting</td><td>13144</td><td>26-854639</td><td>Seal</td> </tr> <tr> <td>13140</td><td>85005</td><td>Thermostat</td><td>13144</td><td>26-854639</td><td>Seal</td> </tr> <tr> <td>13142</td><td>824251A1</td><td>Cover</td><td>21465</td><td>54-816311T</td><td>Cable Tie</td> </tr> <tr> <td>13143</td><td>827365</td><td>Carrier</td><td>37850</td><td>27-827284</td><td>Gasket</td> </tr> </table>	GLM	OEM	ITEM	GLM	OEM	ITEM	10562	22-99664-1	Elbow Fitting	13144	26-854639	Seal	13140	85005	Thermostat	13144	26-854639	Seal	13142	824251A1	Cover	21465	54-816311T	Cable Tie	13143	827365	Carrier	37850	27-827284	Gasket
GLM	OEM	ITEM																																												
13120	14586	Thermostat																																												
13818	N/A	Washer																																												
30610	27-62386	Gasket																																												
32820	27-43006-8	Grommet																																												
GLM	OEM	ITEM	GLM	OEM	ITEM																																									
10562	22-99664-1	Elbow Fitting	13144	26-854639	Seal																																									
13140	85005	Thermostat	13144	26-854639	Seal																																									
13142	824251A1	Cover	21465	54-816311T	Cable Tie																																									
13143	827365	Carrier	37850	27-827284	Gasket																																									



# Mercury / Mariner / Force

## THERMOSTAT KITS CONT.

### No. 13121

OEM: 14586A3

120°



#### Kit Contains:

GLM	OEM	ITEM
13120	14586	Thermostat
30610	27-62386	Gasket
32760	27-14318-3	Gasket
35650	27-19205-1	Gasket

### No. 13122

OEM: 14586A4

120°



#### Kit Contains:

GLM	OEM	ITEM	GLM	OEM	ITEM
10562	22-99664-1	Elbow Fitting	13809	812887-1	Diaphragm
13120	14586	Thermostat	13825	24-90392	Spring
13802	812882-1	Poppet	21465	54-816311T	Cable Tie
13803	12-94182	Cup	21751	10-69570	Screw#10-16x3/4
13805	65848	Carrier	30610	27-62386	Gasket
13806	25-64872	Grommet	35090	27-812867-1	Gasket

### No. 13123

OEM: 14586A6

120°



#### Kit Contains:

GLM	OEM	ITEM	GLM	OEM	ITEM
10562	22-99664-1	Elbow Fitting	21465	54-816311	Cable Tie
13120	14586	Thermostat	21751	10-69570	Screw#10-16x3/4
13802	812882-1	Poppet	30610	27-62386	Gasket
13809	812887-1	Diaphragm	35090	27-812867-2	Gasket
13825	24-90392	Spring			

### No. 13201

OEM: 14586A7

130°



#### Kit Contains:

GLM	OEM	ITEM	GLM	OEM	ITEM
13200	F97068-2	Thermostat	12823	24-47968	Spring
13802	812881-1	Poppet	21751	10-69570	Screw#10-16x3/4
13803	12-94182	Cup	30610	27-62386	Gasket
13809	812887-1	Diaphragm	35090	27-812867-2	Gasket

## POPPET VALVE KITS

### No. 13800

OEM: 803060T1



#### Kit Contains:

GLM	OEM	ITEM	GLM	OEM	ITEM
13801	86596T	Poppet	13806	14479-1	Diaphragm
13803	12-94182	Cup	13825	24-90392	Spring
13805	65848	Carrier	21751	10-69570	Screw#10-16x3/4

3 & 4-Cyl.

### No. 13810

OEM: 803062T1



#### Kit Contains:

GLM	OEM	ITEM	GLM	OEM	ITEM
13805	65848	Carrier	13816	12-85303	Washer
13806	25-64872	Grommet	13817	12-76451	Washer
13811	14480	Poppet	12821	24-64878	Spring
13812	14479-1	Diaphragm	21751	10-69570	Screw #10-16x3/4
13815	16496	Deflector	31990	27-78690	Gasket

V6

# Mercury / Mariner / Force

## THERMOSTAT & POPPET VALVE KIT APPLICATIONS

Model	Year	Country	Serial No. Range	Poppet Water Relief Valve Kit	Thermostat Kit
6	1986-98	USA	0A197112 and Up	N/A	13121
6	1986-93	BEL	9461526 and Up	N/A	13121
8	1986-98	USA	0A197112 and Up	N/A	13121
8	1986-83	BEL	9461526 and Up	N/A	13121
9.9	1986-98	USA	0A197112 and Up	N/A	13121
9.9	1986-93	BEL	9461526 and Up	N/A	13121
15	1988-98	USA	0B292414 and Up	N/A	13121
15	1988-93	BEL	9542620 and Up	N/A	13121
15 Sea Pro	1994-98	USA	0G044365 and Up	N/A	13121
15 Sea Pro	1997-98	BEL	9927000 and Up	N/A	13121
Super 15	1988-98	USA	0B238464 and Up	N/A	13121
Super 15	1988-98	BEL	9507381 and Up	N/A	13121
Super 15	1988-98	CAN	0A730007 and Up	N/A	13121
20	1986-87	USA	0B114231 and Up	N/A	13121
20	1986-87	BEL	9467988 and Up	N/A	13121
20	1986-87	CAN	0A719661 and Up	N/A	13121
25 (2-Cyl.)	1984-87	USA	0B114231 and Up	N/A	13121
25 (2-Cyl.)	1984-87	BEL	9467988 and Up	N/A	13121
25 (2-Cyl.)	1984-87	CAN	0A719661 and Up	N/A	13121
25 Sea Pro	1988-98	USA	0B238464 and Up	N/A	13121
25 Sea Pro	1988-94	BEL	9507381 and Up	N/A	13121
25 Sea Pro	1988-94	CAN	0A730007 and Up	N/A	13121
30 (2-Cyl.)	1994-98	USA	0G044027 and Up	N/A	13201
30 (2-Cyl.)	1994-98	BEL	9855139 and Up	N/A	13201
35	1984-89	USA	6445653 and Up	N/A	13360
35	1984-86	BEL	9384476 and Up	N/A	13360
40 (2-Cyl.)	1994-98	USA	0G044027 and Up	N/A	13201
40 (2-Cyl.)	1980-83	BEL	9855139 and Up	N/A	13201
40 (3-Cyl.)	1997-98	USA	0G531301 and Up	N/A	13141
40 (3-Cyl.)	1997-98	BEL	9973100 and Up	N/A	13141
50 (3-Cyl.)	1988-90	USA	0B110789-0D000749	N/A	13490
50 (3-Cyl.)	1988-90	BEL	9482600-9671686	N/A	13490
50 (3-Cyl.)	1991-95	USA	0D000750-0D181999	N/A	13122
50 (3-Cyl.)	1991-95	BEL	982500-9740999	N/A	13122
50 (3-Cyl.)	1991-95	USA	0D182000-0G589999	N/A	13123
50 (3-Cyl.)	1991-95	BEL	9741000-9973099	N/A	13123
50 (3-Cyl.)	1998	USA	0G590000 and Up	N/A	13141
50 (3-Cyl.)	1998	BEL	9973100 and Up	N/A	13141
55 (3-Cyl.)	1996	USA	0D000750-0D181999	N/A	13122
55 (3-Cyl.)	1996-97	BEL	982500-9740999	N/A	13122
55 (3-Cyl.)	1997	USA	0D182000-0G589999	N/A	13123
55 (3-Cyl.)	1996	BEL	9741000-9973099	N/A	13123
55 (3-Cyl.)	1998	USA	0G590000 and Up	N/A	13141
55 (3-Cyl.)	1998	BEL	9973100 and Up	N/A	13141
60 (3-Cyl.)	1988-90	USA	0B110789-0D000749	N/A	13490
60 (3-Cyl.)	1988-90	BEL	9482600-9671686	N/A	13490
60 (3-Cyl.)	1991-95	USA	0D000750-0D181999	N/A	13122
60 (3-Cyl.)	1991-95	BEL	982500-9740999	N/A	13122
60 (3-Cyl.)	1996-97	USA	0D182000-0G589999	N/A	13123
60 (3-Cyl.)	1991-95	BEL	9741000-9973099	N/A	13123
60 (3-Cyl.)	1998	USA	0G590000 and Up	N/A	13141
60 (3-Cyl.)	1998	BEL	9973100 and Up	N/A	13141
70 (3-Cyl.)	1987	USA	0A996142 and Up	13800	13124
70 (3-Cyl.)	1987	BEL	9483121 and Up	13800	13124
75 (3-Cyl.)	1990-98	USA	0C222000 and Up	13800	13124
75 (3-Cyl.)	1990-98	BEL	9589039 and Up	13800	13124
80 (3-Cyl.)	1987	USA	0A996142 and Up	13800	13124
80 (3-Cyl.)	1987	BEL	9483121 and Up	13800	13124
90 (3-Cyl.)	1987	USA	0A996142 and Up	13800	13124
90 (3-Cyl.)	1987	BEL	9483121 and Up	13800	13124
100 (4-Cyl.)	1988-98	USA	0B209468 and Up	13800	13124
100 (4-Cyl.)	1988-98	BEL	9523034 and Up	13800	13124
115 (4-Cyl.)	1989-98	USA	0C100000 and Up	13800	13124
115 (4-Cyl.)	1989-98	BEL	9559771 and Up	13800	13124
125 (4-Cyl.)	1994-98	USA	0D283222 and Up	13800	13124
125 (4-Cyl.)	1994-98	BEL	9793577 and Up	13800	13124
V-135	1986-88	USA	0A904646 and Up	13810	13340
V-150	1986-88	USA	0A904646 and Up	13810	13340
XR-4	1991	USA	0C239553-0D081999	13810	13340
Magnum II	1991	USA	0C239553-0D081999	13810	13340
XR-6	1992-98	USA	0D082000 and Up	13810	13340
Magnum III	1992-98	USA	0D082000 and Up	13810	13340
V-175	1989-90	USA	0C100861 and Up	13810	13340
V-200	1984-88	USA	6435503 and Up	13810	13340



# Mercury / Mariner / Force

## THERMOSTAT HOUSING COMPONENTS

<p><b>No. 13142</b> THERMOSTAT COVER OEM: 827251A1</p>  <p>40, 50, 55, 60 HP 3-Cyl. s/n G662183 &amp; Up</p>	<p><b>No. 31990</b> GASKET OEM: 27-78690</p>  <p>V6</p>	<p><b>No. 37850</b> GASKET OEM: 27-827284</p>  <p>For GLM No. 13142 Cover</p>	<p><b>No. 35090</b> GASKET OEM: 27-812867-2</p>  <p>For OEM No. 19074-1 Cover Design II</p>
<p><b>No. 35011</b> GASKET OEM: 27-812867-1</p>  <p>For OEM No. 19074 Cover Design I</p>	<p><b>No. 32820</b> GASKET OEM: 27-43006-8</p>  <p>65 Jet, 75, 90 HP 3-Cyl. 100, 115, 125 HP L4-Cyl.</p>	<p><b>No. 35650</b> GASKET OEM: 27-19205-1</p>  <p>6, 8, 9.9, 10, 15 HP</p>	<p><b>No. 32760</b> GASKET OEM: 27-14318-3</p>  <p>6, 8, 9.9, 10, 15 HP</p>
<p><b>No. 13821</b> SPRING OEM: 24-64878</p>  <p>Force 40, 50 HP Mercury 135-200 HP V6</p>	<p><b>No. 13822</b> SPRING OEM: 24-66852</p>  <p>35, 50, 60 HP</p>	<p><b>No. 13823</b> SPRING OEM: 24-47968</p>  <p>30, 35, 40 (400) (402) 2-Cyl.</p>	<p><b>No. 13824</b> SPRING OEM: 24-42996</p>  <p>70, 75, 80, 90 HP 3-Cyl. V6 (2.5L)</p>
<p><b>No. 13825</b> SPRING OEM: 24-90392</p>  <p>30-60 HP 2 &amp; 3-Cyl V6 (3.4L)</p>	<p><b>No. 13801</b> POPPET OEM: 86596T</p>  <p>40-90 HP 2 &amp; 3-Cyl. 135-225 HP V6</p>	<p><b>No. 13802</b> POPPET OEM: 812882-1</p>  <p>30, 40 HP 2-Cyl. 50, 55, 60 HP 3-Cyl.</p>	<p><b>No. 13811</b> POPPET OEM: 14480</p>  <p>V6 (2.5L)</p>
<p><b>No. 13808</b> DIAPHRAGM OEM: 64877-1</p>  <p>3, L4-Cyl. &amp; V6 (3.0L)</p>	<p><b>No. 13809</b> DIAPHRAGM OEM: 812887-1</p>  <p>30, 40 HP 2-Cyl. 50-90 HP 3-Cyl.</p>	<p><b>No. 13812</b> DIAPHRAGM OEM: 14479-1</p>  <p>V6 (2.5L)</p>	<p><b>No. 13815</b> DEFLECTOR OEM: 16496</p>  <p>V6 (2.5L)</p>

# Mercury / Mariner / Force

## THERMOSTAT HOUSING COMPONENTS CONT.

### No. 13803

CUP  
OEM: 12-94182



30-125 HP 2, 3, & 4-Cyl.

### No. 13805

CARRIER  
OEM: 65848



30-125 HP 2, 3, & 4-Cyl.

### No. 13806

GROMMET  
OEM: 25-64872



30-125 HP 2, 3, & 4-Cyl.

### No. 13143

CARRIER  
OEM: 827365



30 Jet, 40, 45, 50,  
55, 60 HP 3-Cyl.

### No. 30610

GASKET  
OEM: 27-62386



For Thermostat 1" Dia.

### No. 13144

SEAL  
OEM: 26-854639



30-60 HP 3-Cyl. V6 (3.0L)

### No. 13816

WASHER  
OEM: 12-85303



L6-Cyl. & V6 (2.5L)

### No. 13817

WASHER-PLASTIC  
OEM: 12-76451



V6 (2.5L), V6 (3.0L)

### No. 30760

GASKET  
OEM: 27-69524-2



### No. 30770

GASKET  
OEM: 27-69525-2



### No. 30720

GASKET  
OEM: 27-66847



### No. 30800

GASKET  
OEM: 27-70335-1



### No. 10562

ELBOW FITTING-PLASTIC  
OEM: 22-99664-1



For 3/8" I.D. Hose

### No. 21751

SCREW  
OEM: 10-69570



For All Poppet

### No. 21465

CABLE TIE  
OEM: 54-816311T



8" Length

# Section 11

---

## Mercury / Mariner / Force Ignition & Electrical

<i>Point Sets</i> .....	136
<i>Condensers</i> .....	136
<i>Tune-Up Kits</i> .....	136
<i>Coils</i> .....	136
<i>Ignition System Applications</i> .....	137
<i>Solenoids</i> .....	138
<i>Rectifier</i> .....	138
<i>Power Trim Relay</i> .....	138
<i>Electrical System Applications</i> .....	139-143



# Mercury / Mariner / Force

## TUNE-UP KITS

### No. 72990

OEM: N/A



#### Kit Contains:

GLM	OEM	ITEM
70160 (2)	398-174	Point
70680 (2)	398-693	Condenser

### No. 72980

OEM: N/A



#### Kit Contains:

GLM	OEM	ITEM
70170 (2)	398-2202	Point
70670 (2)	398-2203	Condenser

### No. 72970

OEM: N/A



#### Kit Contains:

GLM	OEM	ITEM
70110 (2)	394-1100A3	Point
70660 (2)	394-1130A1	Condenser

## CONDENSERS

### No. 70680

OEM: 398-693



### No. 70670

OEM: 398-2203



### No. 70660

OEM: 394-1130A1



## POINT SETS

### No. 70160

OEM: 398-174



### No. 70170

OEM: 398-2202



### No. 70110

OEM: 394-1100A3



## COILS

### No. 72110

OEM: 392-806529A1



### No. 72120

OEM: 398-173



## ROTOR SHAFT BEARINGS

### No. 28180

OEM: 30-26379



### No. 28190

OEM: 30-20066



# Mercury / Mariner / Force

IGNITION SYSTEM APPLICATIONS							
Model	Year	Country	Serial No. Range	Points	Condenser	Ignition Coil	Tune-Up Kit
3.5 (KF3) (Phelon ignition)	-	-	358136-358615	70160	70680	72120	72990
3.5 (KF3) (Scintilla ignition)	-	-	358136-358615	70160	70680	N.L.A.	72990
3.9 (3.9)	1964-68	-	1655013-2498155	70170	70670	-	72980
4 (1-Cyl.)	1969-71	USA	2498136-2693114	70170	70670	-	72980
5 (KF5) (Phelon ignition)	-	-	338136 and Up	70160	70680	72120	72990
5 (KF5) (Scintilla ignition)	-	-	338136 and Up	70160	70680	N.L.A.	72990
5 (MARK 5) (Phelon ignition)	-	-	574128-786612	70160	70680	72120	72990
5 (MARK 5) (Scintilla ignition)	-	-	574128-786612	70160	70680	N.L.A.	72990
5.9 (MARK 6) (Phelon ignition)	-	-	888005-1134535	70160	70680	72120	72990
5.9 (MARK 6) (Scintilla ignition)	-	-	888005-1134535	70160	70680	N.L.A.	72990
6 (MARK 6A) (Phelon ignition)	-	-	1184570 and Up	70160	70680	72120	72990
6 (MARK 6A) (Scintilla ignition)	-	-	1184570 and Up	70160	70680	N.L.A.	72990
6 (60)	1963-65	-	1408611-1610264	70160	70680	72120	72990
6 (60)	1966-68	-	1610265-2529894	70170	70670	-	72980
7.5 (KE4, KG4, MARK 7) (Phelon ignition)	-	-	214324 and Up	70160	70680	72120	72990
7.5 (KE4, KG4, MARK 7) (Scintilla ignition)	-	-	214324 and Up	70160	70680	N.L.A.	72990
7.5 (75)	-	-	2529895-2721150	70170	70670	-	72980
9.8 (110)	1963-67	-	1470349-1865778	70160	70680	72120	72990
9.8 (110)	1966-69	-	1865778-2708898	70170	70670	-	72980
10 (KE7, KF7, KG7) (Phelon ignition)	-	-	All	70160	70680	72120	72990
10 (KE7, KF7, KG7) (Scintilla ignition)	-	-	All	70160	70680	N.L.A.	72990
10 (MARK 10A)	-	-	1120828-1122327	70160	70680	72120	72990
10 (MARK 15)	-	-	595628 and Up	70160	70680	72120	72990
10 (100)	1960-62	-	1290910-1455239	70160	70680	72120	72990
15 (150)	1960-62	-	1200114-1499331	70160	70680	72120	72990
20 (MARK 25, MARK 25E)	-	-	860979 and Up	70160	70680	72120	72990
20 (200)	1963-65	-	1558310-1592567	70160	70680	72120	72990
22 (MARK 22A)	-	-	1158546-1499331	70160	70680	72120	72990
25 (250)	1960-62	-	1200114-1499331	70160	70680	72120	72990
35 (350)	1963-69	-	157114-2874703	70170	70670	-	72980
60 (MARK 75)	-	-	1072997 and Up	-	-	72110	N/A
60 (600) (6-Cyl.)	1960	-	1303411-1542744	-	N/A	72110	N/A
70 (MARK 78, 78A) (MARK 75A)	-	-	1110600 and Up	-	-	72110	N/A
70 (700) (6-Cyl.)	1960-61	-	1296411-1566239	-	-	72110	N/A
80 (800) (6-Cyl.)	1960-61	-	1335465-1566239	-	-	72110	N/A
85 (850) (6-Cyl.)	1963-64	-	1460999-1766823	-	-	72110	N/A
90 (900) (6-Cyl.)	1965	-	1766824-1869775	-	-	72110	N/A
95 (950) (6-Cyl.)	1966-67	-	1869776-2318585	-	-	72110	N/A
100 (1000) (6-Cyl.)	1962-65	-	1464949-2318585	-	-	72110	N/A
110 (1100) (6-Cyl.)	1966-67	-	1870204-2314955	-	-	72110	N/A

# Mercury / Mariner / Force

## SOLENOIDS

**No. 72480**

OEM: 25661T1



**No. 72430**

OEM: 47886



**No. 72390**

OEM: 89-96054T

Flat Base



**No. 72400**

OEM: 89-96158T

Bent Base



**No. 72380**

OEM: 89-818999A2



**No. 72370**

OEM: 89-853654A1



## RECTIFIER

## POWER TRIM RELAY

**No. 72310**

OEM: 8M0058226



**No. 73040**

OEM: 882751A1



# Mercury / Mariner / Force

## ELECTRICAL SYSTEM APPLICATIONS

Model	Year	Country	Serial No. Range	Starter Solenoid	Power Trim Solenoid	Power Trim Relay
6	1986-93	USA	0A197112-0D280999	72390	N/A	N/A
6	1986-93	BEL	9461526-9792199	72390	N/A	N/A
8	1986-93	USA	0A197112-0D280999	72390	N/A	N/A
8	1986-93	BEL	9461526-9792199	72390	N/A	N/A
9.9	1986-93	USA	0A197112-0D280999	72390	N/A	N/A
9.9	1986-93	BEL	9461526-9792199	72390	N/A	N/A
18 (18, 18XD)	1980-85	USA	5837437 and Up	72390	N/A	N/A
18 (18, 18XD)	1980-83	AUS	8071973 and Up	72390	N/A	N/A
18	1980-83	BEL	9308306 and Up	72390	N/A	N/A
18	1980-83	CAN	7173723 and Up	72390	N/A	N/A
20 (200, 20)	1978-81	USA	4709593-6443972	72370	N/A	N/A
20 (200, 20)	1978-81	AUS	8045199 and Up	72370	N/A	N/A
20 (200, 20)	1978-81	BEL	9157230-9415100	72370	N/A	N/A
20 (200, 20)	1978-81	CAN	7098523-7209532	72370	N/A	N/A
20 (20, 20XD)	1986-87	USA	6443973 and Up	72390	N/A	N/A
20 (20, 20XD)	1986-87	BEL	9415101 and Up	72390	N/A	N/A
20 (20, 20XD)	1986-87	CAN	7209533 and Up	72390	N/A	N/A
25 (25, 25XD) (2-Cyl.)	1980-94	USA	5705532-0G044026	72390	N/A	N/A
25 (25, 25XD) (2-Cyl.)	1980-83	AUS	8073158 and Up	72390	N/A	N/A
25	1980-83	BEL	9315316 and Up	72390	N/A	N/A
25	1980-83	CAN	7166928 and Up	72390	N/A	N/A
25 (4-Stroke)	1998	USA	0G590000 and Up	72401	N/A	N/A
30 (2-Cyl.) (644cc)	1994-98	USA	0G053314 and Up	72401	N/A	73040
30 (2-Cyl.) (644cc)	1994-98	BEL	0P017000 and Up	72401	N/A	73040
30 (Jet) (Non-Handle)	1994-97	USA	0C159200-0G589999	72390	N/A	N/A
30 (Jet) (Non-Handle)	1998	USA	0G590000 and Up	72401	N/A	N/A
35 (2-Cyl.) (w/3 Ram Trim)	1984-86	USA	6445653-0C159199	72400	72400	N/A
35 (2-Cyl.) (w/3 Ram Trim)	1984-86	BEL	9384476 and Up	72400	72400	N/A
35 (2-Cyl.) (w/3 Ram Trim)	1984-86	CAN	7209608 and Up	72400	72400	N/A
35 (2-Cyl.) (w/1 Ram Trim)	1987-89	USA	0C159200 and Up	72400	N/A	-
35 (2-Cyl.) (w/1 Ram Trim)	1984-89	BEL	ALL	72400	N/A	-
40 (40, 402, 400) (2-Cyl.)	1970-79	USA	2874704-5556229	72480	N/A	N/A
40 (40, 402, 400) (2-Cyl.)	1972-79	AUS	8002335-8064749	72480	N/A	N/A
40 (40, 402, 400) (2-Cyl.)	1972-79	BEL	3339688-9251455	72480	N/A	N/A
40 (40, 402, 400) (2-Cyl.)	1972-77	CAN	3340783-7144762	72480	N/A	N/A
40 (2-Cyl.)	1980-83	USA	5556230-5823917	72370	N/A	N/A
40 (2-Cyl.)	1980-83	AUS	8064750-8070639	72370	N/A	N/A
40 (2-Cyl.)	1980-83	BEL	9251456-9298955	72370	N/A	N/A
40 (2-Cyl.)	1980-83	CAN	7144763-7169337	72370	N/A	N/A
40 (2-Cyl.)	1980-83	USA	5823918-0G053313	72400	N/A	N/A
40 (2-Cyl.)	1980-83	AUS	8070640 and Up	72400	N/A	N/A
40 (2-Cyl.)	1980-83	BEL	9298956 and Up	72400	N/A	N/A
40 (2-Cyl.)	1980-83	CAN	7169338 and Up	72400	N/A	N/A
40 (2-Cyl.)	1994-98	USA	0G053314 and Up	72401	N/A	73040
40 (3-Cyl.)	1997-98	USA	0G531301 and Up	72401	N/A	73040
40 (3-Cyl.)	1997-98	BEL	9973100 and Up	72401	N/A	73040
40 (4-Cyl.) (w/solenoids)	1989 & Up	USA	0C159200 and Up	72390	72380	N/A
40 (4-Cyl.) (w/solenoids)	1989 & Up	BEL	9570790 and Up	72390	72380	N/A
40 (4-Cyl.) (w/relays)	1989 & Up	USA	0C159200 and Up	72390	N/A	-
40 (4-Cyl.) (w/relays)	1989 & Up	BEL	9570790 and Up	72390	N/A	-
40 (4-Stroke)	1998	USA	0G231123 and Up	-	N/A	73040
45 (4-Cyl.) (w/o trim circuit breaker & fuse)	1986	USA	5531630-6146848	72370	72401	N/A
45 (4-Cyl.) (w/o trim circuit breaker & fuse)	1986	AUS	8063985-8075602	72370	72401	N/A
45 (4-Cyl.) (w/o trim circuit breaker & fuse)	1986	BEL	9248006-9362390	72370	72401	N/A
45 (4-Cyl.) (w/o trim circuit breaker & fuse)	1986	CAN	7143688-7198592	72370	72401	N/A
45 (4-Cyl.) (w/ trim circuit breaker & fuse)	1986	USA	5531630-6146848	72370	72400	N/A
45 (4-Cyl.) (w/ trim circuit breaker & fuse)	1986	AUS	8063985-8075602	72370	72400	N/A
45 (4-Cyl.) (w/ trim circuit breaker & fuse)	1986	BEL	9248006-9362390	72370	72400	N/A
45 (4-Cyl.) (w/ trim circuit breaker & fuse)	1986	CAN	7143688-7198592	72370	72400	N/A
45 (4-Cyl.) (w/o trim circuit breaker & fuse)	1986-89	USA	6146849 and Up	72400	72401	N/A
45 (4-Cyl.) (w/o trim circuit breaker & fuse)	1986-89	BEL	9362391 and Up	72400	72401	N/A
45 (4-Cyl.) (w/o trim circuit breaker & fuse)	1986-89	CAN	7198593 and Up	72400	72401	N/A
45 (4-Cyl.) (w/ trim circuit breaker & fuse)	1986-89	USA	6146849 and Up	72400	72400	N/A
45 (4-Cyl.) (w/ trim circuit breaker & fuse)	1986-89	BEL	9362391 and Up	72400	72400	N/A
45 (4-Cyl.) (w/ trim circuit breaker & fuse)	1986-89	CAN	7198593 and Up	72400	72400	N/A
45 (4-Cyl.)	1987-89	USA	0B110789 and Up	72400	72400	N/A
45 (4-Cyl.)	1987-89	BEL	9466692 and Up	72400	72400	N/A
45 (4-Cyl.)	1987-89	CAN	0A719281 and Up	72400	72400	N/A
45 (4-Stroke/Bodensee)	1996-98	USA	0G231123 and Up	-	N/A	73040
45 Jet (w/ flush mount starter solenoid)	1994-95	USA	0D000750-0G290584	72390	N/A	N/A
45 Jet	1998	USA	0G590000 and Up	72401	N/A	N/A
50 (500)	1971-74	USA	3008819-4140999	72480	N/A	N/A
50 (500)	1971-74	AUS	3015354-8029514	72480	N/A	N/A
50 (500)	1971-74	BEL	9001581-9082513	72480	N/A	N/A
50 (500)	1971-74	CAN	3015454-7051982	72480	N/A	N/A
50 (50, 500)	1975-79	USA	4141000-5531629	72370	N/A	N/A
50 (50, 500)	1975-79	AUS	8029515-8063984	72370	N/A	N/A
50 (50, 500)	1975-79	BEL	9082514-9248005	72370	N/A	N/A



# Mercury / Mariner / Force

## ELECTRICAL SYSTEM APPLICATIONS CONT.

Model	Year	Country	Serial No. Range	Starter Solenoid	Power Trim Solenoid	Power Trim Relay
50 (50, 500)	1975-79	CAN	7051983-7143687	72370	N/A	N/A
50 (4-Cyl.) (w/o trim circuit breaker & fuse)	1980-85	USA	5531630-6146848	72370	72401	N/A
50 (4-Cyl.) (w/o trim circuit breaker & fuse)	1980-85	AUS	8063985-8075602	72370	72401	N/A
50 (4-Cyl.) (w/o trim circuit breaker & fuse)	1980-85	BEL	9248006-9362390	72370	72401	N/A
50 (4-Cyl.) (w/o trim circuit breaker & fuse)	1980-85	CAN	7143688-7198592	72370	72401	N/A
50 (4-Cyl.) (w/ trim circuit breaker & fuse)	1980-85	USA	5531630-6146848	72370	72400	N/A
50 (4-Cyl.) (w/ trim circuit breaker & fuse)	1980-85	AUS	8063985-8075602	72370	72400	N/A
50 (4-Cyl.) (w/ trim circuit breaker & fuse)	1980-85	BEL	9248006-9362390	72370	72400	N/A
50 (4-Cyl.) (w/ trim circuit breaker & fuse)	1980-85	CAN	7143688-7198592	72370	72400	N/A
50 (4-Cyl.) (w/o trim circuit breaker & fuse)	1980-85	USA	6146849 and Up	72400	72401	N/A
50 (4-Cyl.) (w/o trim circuit breaker & fuse)	1980-85	BEL	9362391 and Up	72400	72401	N/A
50 (4-Cyl.) (w/o trim circuit breaker & fuse)	1980-85	CAN	7198593 and Up	72400	72401	N/A
50 (4-Cyl.) (w/ trim circuit breaker & fuse)	1980-85	USA	6146849 and Up	72400	72400	N/A
50 (4-Cyl.) (w/ trim circuit breaker & fuse)	1980-85	BEL	9362391 and Up	72400	72400	N/A
50 (4-Cyl.) (w/ trim circuit breaker & fuse)	1980-85	CAN	7198593 and Up	72400	72400	N/A
50 (3-Cyl.)	1986-87	USA	6428681-0B122929	-	72400	N/A
50 (3-Cyl.)	1986-87	BEL	9385911-9469199	-	72400	N/A
50 (3-Cyl.)	1986-87	CAN	7208333-0A721308	-	72400	N/A
50 (3-Cyl.) (w/ 3 Ram Trim)	1988-90	USA	0B122930-0D000749	72400	72400	N/A
50 (3-Cyl.) (w/ 3 Ram Trim)	1988-90	BEL	9469200-9683054	72400	72400	N/A
50 (3-Cyl.) (w/ 3 Ram Trim)	1988-90	CAN	0A721309 and Up	72400	72400	N/A
50 (3-Cyl.) (w/ 1 Ram Trim)	1988-90	USA	0B122930-0D000749	72400	N/A	-
50 (3-Cyl.) (w/ 1 Ram Trim)	1988-90	BEL	9469200-9683054	72400	N/A	-
50 (3-Cyl.) (w/ 1 Ram Trim)	1988-90	CAN	0A721309 and Up	72400	N/A	-
50 (3-Cyl.) (w/ flush mount starter solenoid)	1991-95	USA	0D000750-0D081999	72390	N/A	73040
50 (3-Cyl.) (w/ flush mount starter solenoid)	1991-95	BEL	9683055-9885344	72390	N/A	73040
50 (3-Cyl.) (w/ rubber bushing mount starter solenoid)	1991-95	USA	0D000750-0D081999	-	N/A	73040
50 (3-Cyl.) (w/ rubber bushing mount starter solenoid)	1991-95	BEL	9683055-9885344	-	N/A	73040
50 (3-Cyl.)	1996-97	USA	0G290585-0G589999	72380	N/A	73040
50 (3-Cyl.)	1996-97	BEL	9885345-9973099	72380	N/A	73040
50 (3-Cyl.)	1998	USA	0G590000 and Up	72401	N/A	73040
50 (3-Cyl.)	1998	BEL	9973100 and Up	72401	N/A	73040
55 (3-Cyl.) (w/ flush mount starter solenoid)	1996	USA	0D000750-0G290584	72390	N/A	73040
55 (3-Cyl.) (w/ flush mount starter solenoid)	1996	BEL	9683055-9885344	72390	N/A	73040
55 (3-Cyl.) (w/ rubber bushing mount starter solenoid)	1996	USA	0D000750-0G290584	-	N/A	73040
55 (3-Cyl.) (w/ rubber bushing mount starter solenoid)	1996	BEL	9683055-9885344	-	N/A	73040
55 (3-Cyl.)	1997	USA	0G290585-0G589999	72380	N/A	73040
55 (3-Cyl.)	1997	BEL	9885345-9973099	72380	N/A	73040
55 (3-Cyl.)	1998	USA	0G590000 and Up	72401	N/A	73040
55 (3-Cyl.)	1998	BEL	9973100 and Up	72401	N/A	73040
60 (3-Cyl.)	1984-87	USA	6428681-0B122929	72390	72400	N/A
60 (3-Cyl.)	1984-87	BEL	9385911-9469199	72390	72400	N/A
60 (3-Cyl.)	1984-87	CAN	7208333-0A721308	72390	72400	N/A
60 (3-Cyl.) (w/ 3 Ram Trim)	1988-90	USA	0B122930-0D000749	72400	72400	N/A
60 (3-Cyl.) (w/ 3 Ram Trim)	1988-90	BEL	9469200-9603054	72400	72400	N/A
60 (3-Cyl.) (w/ 3 Ram Trim)	1988-90	CAN	0A721309 and Up	72400	72400	N/A
60 (3-Cyl.) (w/ 1 Ram Trim)	1988-90	USA	0B122930-0D000749	72400	N/A	-
60 (3-Cyl.) (w/ 1 Ram Trim)	1988-90	BEL	9469200-9603054	72400	N/A	-
60 (3-Cyl.) (w/ 1 Ram Trim)	1988-90	CAN	0A721309 and Up	72400	N/A	-
60 (3-Cyl.) (w/ flush mount starter solenoid)	1991-95	USA	0D000750-0G290584	72390	N/A	73040
60 (3-Cyl.) (w/ flush mount starter solenoid)	1991-95	BEL	9683055-9885344	72390	N/A	73040
60 (3-Cyl.) (w/ rubber bushing mount starter solenoid)	1991-95	USA	0D000750-0G290584	-	N/A	73040
60 (3-Cyl.) (w/ rubber bushing mount starter solenoid)	1991-95	BEL	9683055-9885344	-	N/A	73040
60 (3-Cyl.)	1996-97	USA	0G290585-0G589999	72380	N/A	73040
60 (3-Cyl.)	1996-97	BEL	9885345-9973099	72380	N/A	73040
60 (3-Cyl.)	1998	USA	0G590000 and Up	72401	N/A	73040
60 (3-Cyl.)	1998	BEL	9973100 and Up	72401	N/A	73040
65 (650) (4-Cyl.)	1970-71	-	2446775-3293183	72480	N/A	N/A
65 (650) (3-Cyl.)	1973-76	USA	3547987-4571651	72370	N/A	N/A
65 (650) (3-Cyl.)	1973-75	AUS	8006640-8042349	72370	N/A	N/A
65 (650) (3-Cyl.)	1973-76	BEL	9020074-9135824	72370	N/A	N/A
65 (650) (3-Cyl.)	1973-76	CAN	7013633-7087822	72370	N/A	N/A
65 Jet	1994-98	USA	ALL	72401	N/A	N/A
65 Jet	1994-98	USA	0G127500 and Up	72500	N/A	N/A
70 (3-Cyl.)	1977-79	USA	4571652-5579016	72370	N/A	N/A
70 (3-Cyl.)	1977-79	AUS	8042350-8065064	72370	N/A	N/A
70 (3-Cyl.)	1977-79	BEL	9135825-9255130	72370	N/A	N/A
70 (3-Cyl.)	1977-79	CAN	7087823-7145937	72370	N/A	N/A
70 (3-Cyl.)	1980-83	USA	5579017-6104369	72370	72370	N/A
70 (3-Cyl.)	1980-83	AUS	8065065-8068964	72370	72370	N/A
70 (3-Cyl.)	1980-83	BEL	9255131-9352915	72370	72370	N/A
70 (3-Cyl.)	1980-83	CAN	7145938-7192547	72370	72370	N/A
70 (3-Cyl.)	1980-83	USA	610470-6428680	72390	72370	N/A
70 (3-Cyl.)	1980-83	BEL	9352916-9385910	72390	72370	N/A
70 (3-Cyl.)	1980-83	CAN	7192548-7208332	72390	72370	N/A
70 (3-Cyl.)	1987	USA	0A996142 and Up	72400	72400	N/A
70 (3-Cyl.)	1987	BEL	9483121 and Up	72400	72400	N/A
75 (4-Cyl.)	1984-88	USA	6432901 and Up	72390	72400	N/A



# Mercury / Mariner / Force

## ELECTRICAL SYSTEM APPLICATIONS CONT.

Model	Year	Country	Serial No. Range	Starter Solenoid	Power Trim Solenoid	Power Trim Relay
75 (4-Cyl.)	1984-88	BEL	9393856 and Up	72390	72400	N/A
75 (4-Cyl.)	1984-88	CAN	7208573 and Up	72390	72400	N/A
75 (3-Cyl.) (w/ 3 Ram Trim)	1990-93	USA	0C222000-0D252460	72401	72401	N/A
75 (3-Cyl.) (w/ 3 Ram Trim)	1990-98	BEL	9589039 and Up	72401	72401	N/A
75 (3-Cyl.) (w/ 1 Ram Trim)	1990-93	USA	0C222000-0D252460	72401	N/A	73040
75 (3-Cyl.) (w/ 1 Ram Trim)	1990-98	BEL	9589039 and Up	72401	N/A	73040
75 (3-Cyl.) (w/ 3 Ram Trim)	1990-93	USA	0D252461-0D283221	72401	72402	N/A
75 (3-Cyl.) (w/ 3 Ram Trim)	1990-98	BEL	ALL	72401	72402	N/A
75 (3-Cyl.)	1994-98	USA	0D283222-0G127499	72401	72402	N/A
75 (3-Cyl.)	1994-98	BEL	9793577-9836632	72401	72402	N/A
75 (3-Cyl.)	1994-98	USA	0G127500-0G360002	72500	72402	N/A
75 (3-Cyl.)	1994-98	BEL	9836633-9934136	72500	72402	N/A
75 (3-Cyl.)	1994-98	USA	0G36003 and Up	72500	N/A	73040
75 (3-Cyl.)	1994-98	BEL	9934137 and Up	72500	N/A	73040
80 (800) (4-Cyl.)	1969-72	-	2559001-3493912	72480	N/A	N/A
80 (800) (4-Cyl.)	1978-79	USA	4831999-5582561	72370	N/A	N/A
80 (800) (4-Cyl.)	1978-79	AUS	8050200-8067014	72370	N/A	N/A
80 (800) (4-Cyl.)	1978-79	BEL	9177626-9256130	72370	N/A	N/A
80 (800) (4-Cyl.)	1978-79	CAN	7110998-7146212	72370	N/A	N/A
80 (4-Cyl.) (w/o trim circuit breaker & fuse)	1980-83	USA	5582562-6030903	72370	72370	N/A
80 (4-Cyl.) (w/o trim circuit breaker & fuse)	1980-83	AUS	8067015-8074612	72370	72370	N/A
80 (4-Cyl.) (w/o trim circuit breaker & fuse)	1980-83	BEL	9256131-9345615	72370	72370	N/A
80 (4-Cyl.) (w/o trim circuit breaker & fuse)	1980-83	CAN	7146213-7189007	72370	72370	N/A
80 (4-Cyl.) (w/ trim circuit breaker & fuse)	1980-83	USA	5582562-6030903	72370	72400	N/A
80 (4-Cyl.) (w/ trim circuit breaker & fuse)	1980-83	AUS	8067015-8074612	72370	72400	N/A
80 (4-Cyl.) (w/ trim circuit breaker & fuse)	1980-83	BEL	9256131-9345615	72370	72400	N/A
80 (4-Cyl.) (w/ trim circuit breaker & fuse)	1980-83	CAN	7146213-7189007	72370	72400	N/A
80 (4-Cyl.) (w/o trim circuit breaker & fuse)	1980-83	USA	6030903-6432900	72390	72370	N/A
80 (4-Cyl.) (w/o trim circuit breaker & fuse)	1980-83	AUS	8074612 and Up	72390	72370	N/A
80 (4-Cyl.) (w/o trim circuit breaker & fuse)	1980-83	BEL	9345615-9393855	72390	72370	N/A
80 (4-Cyl.) (w/o trim circuit breaker & fuse)	1980-83	CAN	7189007-7208572	72390	72370	N/A
80 (4-Cyl.) (w/ trim circuit breaker & fuse)	1980-83	USA	6030903-6432900	72390	72400	N/A
80 (4-Cyl.) (w/ trim circuit breaker & fuse)	1980-83	AUS	8074612 and Up	72390	72400	N/A
80 (4-Cyl.) (w/ trim circuit breaker & fuse)	1980-83	BEL	9345615-9393855	72390	72400	N/A
80 (4-Cyl.) (w/ trim circuit breaker & fuse)	1980-83	CAN	7189007-7208572	72390	72400	N/A
80 (3-Cyl.)	1987	USA	0A996142 and Up	72400	72400	N/A
80 (3-Cyl.)	1987	BEL	9483121 and Up	72400	72400	N/A
80 Jet	1994-98	USA	0D283222 and Up	72500	N/A	N/A
85 (850) (4-Cyl.)	1973-77	USA	3493913-3865694	72480	N/A	N/A
85 (850) (4-Cyl.)	1973-77	AUS	8005440-8017139	72480	N/A	N/A
85 (850) (4-Cyl.)	1973-77	BEL	9011604-9053363	72480	N/A	N/A
85 (850) (4-Cyl.)	1973-77	CAN	7010108-7033027	72480	N/A	N/A
85 (850) (4-Cyl.)	1973-77	USA	3865695-4831998	72370	N/A	N/A
85 (850) (4-Cyl.)	1973-77	AUS	8017140-8050199	72370	N/A	N/A
85 (850) (4-Cyl.)	1973-77	BEL	9053364-9177625	72370	N/A	N/A
85 (850) (4-Cyl.)	1973-77	CAN	7033028-7110997	72370	N/A	N/A
90 (90, 900) (6-Cyl.)	1978-79	USA	4845301-5299505	72370	72370	N/A
90 (90, 900) (6-Cyl.)	1978-79	CAN	7111698-7123762	72370	72370	N/A
90 (6-Cyl.)	1979	USA	5299506-5594656	72370	72370	N/A
90 (6-Cyl.)	1979	AUS	8060545-8060694	72370	72370	N/A
90 (6-Cyl.) (w/o trim circuit breaker & fuse)	1980-83	USA	5594657-6026608	72370	72370	N/A
90 (6-Cyl.) (w/o trim circuit breaker & fuse)	1980-83	AUS	8071020-8074512	72370	72370	N/A
90 (6-Cyl.) (w/o trim circuit breaker & fuse)	1980-83	CAN	7147088-7185072	72370	72370	N/A
90 (6-Cyl.) (w/ trim circuit breaker & fuse)	1980-83	USA	5594657-6026608	72370	72400	N/A
90 (6-Cyl.) (w/ trim circuit breaker & fuse)	1980-83	AUS	8071020-8074512	72370	72400	N/A
90 (6-Cyl.) (w/ trim circuit breaker & fuse)	1980-83	CAN	7147088-7185072	72370	72400	N/A
90 (6-Cyl.) (w/o trim circuit breaker & fuse)	1980-83	USA	6026609-6436122	72390	72370	N/A
90 (6-Cyl.) (w/o trim circuit breaker & fuse)	1980-83	AUS	8074513 and Up	72390	72370	N/A
90 (6-Cyl.) (w/o trim circuit breaker & fuse)	1980-83	CAN	7185073-7208847	72390	72370	N/A
90 (6-Cyl.) (w/ trim circuit breaker & fuse)	1980-83	USA	6026609-6436122	72390	72400	N/A
90 (6-Cyl.) (w/ trim circuit breaker & fuse)	1980-83	AUS	8074513 and Up	72390	72400	N/A
90 (6-Cyl.) (w/ trim circuit breaker & fuse)	1980-83	CAN	7185073-7208847	72390	72400	N/A
90 (6-Cyl.)	1984-86	USA	6436123 and Up	72390	72400	N/A
90 (6-Cyl.)	1984-86	CAN	7208848 and Up	72390	72400	N/A
90 (3-Cyl.)	1987	USA	0A996142-0C221999	72370	72400	N/A
90 (3-Cyl.)	1987	BEL	9483121-9589038	72370	72400	N/A
90 (3-Cyl.) (w/ 3 Ram Trim)	1991-93	USA	0C222000-0D252460	72401	72401	N/A
90 (3-Cyl.) (w/ 3 Ram Trim)	1991-98	BEL	9589039 and Up	72401	72401	N/A
90 (3-Cyl.) (w/ 1 Ram Trim)	1991-93	USA	0C222000-0D252460	72401	N/A	73040
90 (3-Cyl.) (w/ 1 Ram Trim)	1991-98	BEL	9589039 and Up	72401	N/A	73040
90 (3-Cyl.) (w/ 1 Ram Trim)	1991-93	USA	0D252461-0D283221	72401	72402	N/A
90 (3-Cyl.) (w/ 1 Ram Trim)	1991-98	BEL	All	72401	72402	N/A
90 (3-Cyl.)	1994-98	USA	0D283222-0G127499	72401	72402	N/A
90 (3-Cyl.)	1994-98	BEL	9793577-9836632	72401	72402	N/A
90 (3-Cyl.)	1994-98	USA	0G127500-0G360002	72500	72402	N/A
90 (3-Cyl.)	1994-98	BEL	9836633-9934136	72500	72402	N/A
90 (3-Cyl.)	1994-98	USA	0G360003 and Up	72500	N/A	73040
90 (3-Cyl.)	1994-98	BEL	9934137 and Up	72500	N/A	73040

# Mercury / Mariner / Force

## ELECTRICAL SYSTEM APPLICATIONS CONT.

Model	Year	Country	Serial No. Range	Starter Solenoid	Power Trim Solenoid	Power Trim Relay
100 (1000SS)	1968-69	-	2318586-2836018	72480	N/A	N/A
100 (1000BP)	1968-69	-	2399698-3253111	72480	N/A	N/A
100 (4-Cyl.) (w/ 3 Ram Trim) (w/ 5/16-18 starter terminals)	1988-93	USA	0B209468-0D252460	72500	72401	N/A
100 (4-Cyl.) (w/ 3 Ram Trim) (w/ 5/16-18 starter terminals)	1988-98	BEL	9523034 and Up	72500	72401	N/A
100 (4-Cyl.) (w/ 1 Ram Trim) (w/ 5/16-18 starter terminals)	1988-93	USA	0B209468-0D252460	72500	N/A	73040
100 (4-Cyl.) (w/ 1 Ram Trim) (w/ 5/16-18 starter terminals)	1988-98	BEL	9523034 and Up	72500	N/A	73040
100 (4-Cyl.) (w/ 5/16-18 starter terminals)	1988-93	USA	0D252461-0D283221	72500	72402	N/A
100 (4-Cyl.) (w/ 5/16-18 starter terminals)	1988-98	BEL	ALL	72500	72402	N/A
100 (4-Cyl.)	1994-98	USA	0D283222-0G359967	72500	72402	N/A
100 (4-Cyl.)	1994-98	BEL	9793577-9934136	72500	72402	N/A
100 (4-Cyl.)	1994-98	USA	0G359968 and Up	72500	N/A	73040
100 (4-Cyl.)	1994-98	BEL	9934137 and Up	72500	N/A	73040
110 (1100) (6-Cyl.)	1966-67	-	1870204-2314955	72480	N/A	N/A
115 (1150) (6-Cyl.)	1970-72	USA	2836019-4112634	72480	72480	N/A
115 (1150) (6-Cyl.)	1973-79	AUS	8008665-8027114	72480	72480	N/A
115 (1150) (6-Cyl.)	1973-79	CAN	7010763-7047257	72480	72480	N/A
115 (115, 1150) (6-Cyl.)	1973-79	USA	4112635-5600966	72370	72370	N/A
115 (115, 1150) (6-Cyl.)	1973-79	AUS	8027115-8061269	72370	72370	N/A
115 (115, 1150) (6-Cyl.)	1973-79	CAN	7047258-7147987	72370	72370	N/A
115 (6-Cyl.) (w/o trim circuit breaker & fuse)	1980	USA	5600967-6051525	72370	72370	N/A
115 (6-Cyl.) (w/o trim circuit breaker & fuse)	1980	AUS	8061270-8071274	72370	72370	N/A
115 (6-Cyl.) (w/o trim circuit breaker & fuse)	1980	CAN	7147988-7186572	72370	72370	N/A
115 (6-Cyl.) (w/ trim circuit breaker & fuse)	1980	USA	5600967-6051525	72370	72400	N/A
115 (6-Cyl.) (w/ trim circuit breaker & fuse)	1980	AUS	8061270-8071274	72370	72400	N/A
115 (6-Cyl.) (w/ trim circuit breaker & fuse)	1980	CAN	7147988-7186572	72370	72400	N/A
115 (6-Cyl.) (w/o trim circuit breaker & fuse)	1980-83	USA	6051526-6436122	72390	72400	N/A
115 (6-Cyl.) (w/o trim circuit breaker & fuse)	1980-83	CAN	7186573-7208847	72390	72400	N/A
115 (6-Cyl.) (w/ trim circuit breaker & fuse)	1980-83	USA	6051526-6436122	72390	72400	N/A
115 (6-Cyl.) (w/ trim circuit breaker & fuse)	1980-83	CAN	7186573-7208847	72390	72400	N/A
115 (6-Cyl.)	1984-88	USA	6436123 and Up	72390	72400	N/A
115 (6-Cyl.)	1984-88	CAN	7208848 and Up	72390	72400	N/A
115 (4-Cyl.) (w/ 3 Ram Trim) (w/ 5/16-18 starter terminals)	1988-93	USA	0C100000-0D252460	72500	72401	N/A
115 (4-Cyl.) (w/ 3 Ram Trim) (w/ 5/16-18 starter terminals)	1988-93	BEL	9559771 and Up	72500	72401	N/A
115 (4-Cyl.) (w/ 1 Ram Trim) (w/ 5/16-18 starter terminals)	1988-93	USA	0C100000-0D252460	72500	N/A	73040
115 (4-Cyl.) (w/ 1 Ram Trim) (w/ 5/16-18 starter terminals)	1988-93	BEL	9559771 and Up	72500	N/A	73040
115 (4-Cyl.) (w/ 5/16-18 starter terminals)	1989-93	USA	0D252461-0D283221	72500	72402	N/A
115 (4-Cyl.) (w/ 5/16-18 starter terminals)	1989-98	BEL	ALL	72500	72402	N/A
115 (4-Cyl.)	1994-98	USA	0D283222-0G359967	72500	72402	N/A
115 (4-Cyl.)	1994-98	BEL	9793577-9934136	72500	72402	N/A
115 (4-Cyl.)	1994-98	USA	0G359968 and Up	72500	N/A	73040
115 (4-Cyl.)	1994-98	BEL	9934137 and Up	72500	N/A	73040
125 (1250, 1250BP) (6-Cyl.)	1968-69	-	2314956-3253111	72480	N/A	N/A
125 (4-Cyl.)	1994-98	USA	0D283222-0G359967	72500	72402	N/A
125 (4-Cyl.)	1994-98	BEL	9793577-9934126	72500	72402	N/A
125 (4-Cyl.)	1994-98	USA	0G359968 and Up	72500	N/A	73040
125 (4-Cyl.)	1994-98	BEL	9934137 and Up	72500	N/A	73040
135 (1350) (6-Cyl.)	1970-71	-	2839369-3293233	72480	N/A	N/A
140 (1400) (6-Cyl.)	1972	-	3293234-3502805	72480	72480	N/A
140 (140, 1400) (6-Cyl.)	1978-79	USA	4865678 and Up	72370	72370	N/A
140 (140, 1400) (6-Cyl.)	1978-79	AUS	8052650 and Up	72370	72370	N/A
140 (140, 1400) (6-Cyl.)	1978-79	CAN	7112773 and Up	72370	72370	N/A
150 (1500) (6-Cyl.)	1973-77	USA	3502806-4121434	72480	72480	N/A
150 (1500) (6-Cyl.)	1973-77	AUS	8005615-8028040	72480	72480	N/A
150 (1500) (6-Cyl.)	1973-77	CAN	7010533-7048782	72480	72480	N/A
150 (1500) (6-Cyl.)	1973-77	USA	4121435-4865677	72370	72480	N/A
150 (1500) (6-Cyl.)	1973-77	AUS	8028041-8052649	72370	72480	N/A
150 (1500) (6-Cyl.)	1973-77	CAN	7048783-7112772	72370	72480	N/A
150 (1500XS)	1978	USA	4868648-5327662	72370	72370	N/A
105 Jet (V6) (w/ flush mounted starter solenoid)	1994-95	USA	0D082000-0G303045	72370	N/A	N/A
105 Jet (V6) (w/ rubber bushing mount starter solenoid)	1994-95	USA	0D082000-0G303045	72500	N/A	N/A
105 Jet (V6)	1996 & Up	USA	0G303046 and Up	72500	N/A	N/A
V-135 (w/ 1/4-20 starter solenoid terminals)	1986-88	USA	0A904646-0C100860	-	72400	N/A
V-135 (w/ 5/16-18 starter solenoid terminals)	1986-88	USA	0A904646-0C100860	72370	72400	N/A
V-135	1989-90	USA	0C100861-0C239552	72370	72400	N/A
V-135 (w/ standard color trim solenoid)	1991	USA	0C239553-0D081999	72370	72400	N/A
V-135 (w/ off white color trim solenoid)	1991	USA	0C239553-0D081999	72370	-	N/A
V-135 (w/ flush mounted starter solenoid)	1992-95	USA	0D082000-0G201874	72370	72402	N/A
V-135 (w/ rubber bushing mount starter solenoid)	1992-95	USA	0D082000-0G201874	72500	72402	N/A
V-135 (w/ flush mounted starter solenoid)	1992-95	USA	0G201875-0G303045	72500	N/A	73040
V-135 (w/ rubber bushing mount starter solenoid)	1992-95	USA	0G201875-0G303045	72500	N/A	73040
V-135	1996-98	USA	0G303046 and Up	72500	N/A	73040
V-135 DFI	1998	USA	0G590000 and Up	72500	N/A	73040
V-150 Mercury	1978-81	USA	5432022-6042945	72370	72400	N/A
V-150 Mariner	1978-81	USA	5432022-6038680	72370	72400	N/A
V-150 Mercury	1982-85	USA	6042946-0A904645	-	72400	N/A
V-150 Mariner	1982-85	USA	6038681-0A904645	-	72400	N/A
V-150 (w/ 1/4-20 starter solenoid terminals)	1986-88	USA	0A904646-0C100860	-	72400	N/A
V-150 (w/ 5/16-18 starter solenoid terminals)	1986-88	USA	0A904646-0C100860	72370	72400	N/A

# Mercury / Mariner / Force

## ELECTRICAL SYSTEM APPLICATIONS CONT.

Model	Year	Country	Serial No. Range	Starter Solenoid	Power Trim Solenoid	Power Trim Relay
V-150	1989-90	USA	0C100861-0C239552	72370	72400	N/A
V-150 (w/ standard color trim solenoid)	1991	USA	0C239553-0D081999	72370	72400	N/A
V-150 (w/ off white color trim solenoid)	1991	USA	0C239553-0D081999	72370	-	N/A
V-150 (w/ flush mounted starter solenoid)	1992-95	USA	0D082000-0G201874	72370	72402	N/A
V-150 (w/ rubber bushing mount starter solenoid)	1992-95	USA	0D082000-0G201874	72500	72402	N/A
V-150 (w/ flush mounted starter solenoid)	1992-95	USA	0G201875-0G303045	72370	N/A	73040
V-150 (w/ rubber bushing mount starter solenoid)	1992-95	USA	0G201875-0G303045	72500	N/A	73040
V-150	1996-98	USA	0G303046 and Up	72500	N/A	73040
V-150 EFI (w/ flush mounted starter solenoid)	1993-95	USA	0D082000-0G201874	72370	72402	N/A
V-150 EFI (w/ rubber bushing mount starter solenoid)	1993-95	USA	0D082000-0G201874	72500	72402	N/A
V-150 EFI (w/ flush mounted starter solenoid)	1993-95	USA	0G201875-0G303045	72370	N/A	73040
V-150 EFI (w/ rubber mount starter solenoid)	1993-95	USA	0G201875-0G303045	72500	N/A	73040
V-150 EFI	1996-98	USA	0G303046 and Up	72500	N/A	73040
V-150 DFI	1998	USA	0G590000 and Up	72500	N/A	73040
V-150 XR4	1988	USA	0B242885-0C239552	72370	72400	N/A
V-150 XR4 (w/ standard color trim solenoid)	1991	USA	0C239553-0D081999	72370	72400	N/A
V-150 XR4 (w/ off white color trim solenoid)	1991	USA	0C239553-0D081999	72370	-	N/A
V-150 XR6 (w/ flush mounted starter solenoid)	1992-95	USA	0D082000-0G201874	72370	72402	N/A
V-150 XR6 (w/ rubber bushing mount starter solenoid)	1992-95	USA	0D082000-0G201874	72500	72402	N/A
V-150 XR6 (w/ flush mounted starter solenoid)	1992-95	USA	0G201875-0G303045	72370	N/A	73040
V-150 XR6 (w/ rubber bushing mount starter solenoid)	1992-95	USA	0G201875-0G303045	72500	N/A	73040
V-150 XR6	1996-98	USA	0G303046 and Up	72500	N/A	73040
V-175 (V-175, V-1750)	1976-81	USA	4301235-6618750	72370	72370	N/A
V-175 (V-175, V-1750)	1976-81	AUS	8058870 and Up	72370	72370	N/A
V-175 (w/ 1/4-20 starter solenoid terminals)	1985-88	USA	6618751-0C100860	-	72400	N/A
V-175 (w/ 5/16-18 starter solenoid terminals)	1985-88	USA	6618751-0C100860	72370	72400	N/A
V-175	1989-90	USA	0C100861-0C239552	72370	72400	N/A
V-175 (w/ standard color trim solenoid)	1991	USA	0C239553-0D081999	72370	72400	N/A
V-175 (w/ off white color trim solenoid)	1991	USA	0C239553-0D081999	72370	-	N/A
V-175 (w/ flush mounted starter solenoid)	1992-95	USA	0D082000-0G201874	72370	72402	N/A
V-175 (w/ rubber bushing mount starter solenoid)	1992-95	USA	0D082000-0G201874	72500	72402	N/A
V-175 (w/ flush mounted starter solenoid)	1992-95	USA	0G201875-0G303045	72370	N/A	73040
V-175 (w/ rubber bushing mount starter solenoid)	1992-95	USA	0G201875-0G303045	72500	N/A	73040
V-175	1996-98	USA	0G303046 and Up	72500	N/A	73040
V-175 EFI (w/ standard color trim solenoid)	1991	USA	0D000750-0D081999	72370	72400	N/A
V-175 EFI (w/ off white color trim solenoid)	1991	USA	0D000750-0D081999	72370	-	N/A
V-175 EFI (w/ flush mounted starter solenoid)	1992-95	USA	0D082000-0G201874	72370	72402	N/A
V-175 EFI (w/ rubber bushing mount starter solenoid)	1992-95	USA	0D082000-0G201874	72500	72402	N/A
V-175 EFI (w/ flush mounted starter solenoid)	1992-95	USA	0G201875-0G303045	72370	N/A	73040
V-175 EFI (w/ rubber bushing mount starter solenoid)	1992-95	USA	0G201875-0G303045	72500	N/A	73040
V-175 EFI	1996-98	USA	0G303046 and Up	72500	N/A	73040
V-200 (V-200, V-2000)	1978-81	USA	4839034-6073191	72370	72370	N/A
V-200 (V-200, V-2000)	1980-81	AUS	8061595-8065672	72370	72370	N/A
V-200	1982-84	USA	6073192-6625220	-	72400	N/A
V-200 (w/ 1/4-20 starter solenoid terminals)	1985-88	USA	6625221-0C100860	-	72400	N/A
V-200 (w/ 5/16-18 starter solenoid terminals)	1985-88	USA	6625221-0C100860	72370	72400	N/A
V-200	1989-90	USA	0C100861-0C291519	72370	72400	N/A
V-200 (2.5L) (w/ standard color trim solenoid)	1991	USA	0C291520-0D081999	72370	72400	N/A
V-200 (2.5L) (w/ off white color trim solenoid)	1991	USA	0C291520-0D081999	72370	-	N/A
V-200 (w/ flush mounted starter solenoid)	1992-95	USA	0D082000-0G201874	72370	72402	N/A
V-200 (w/ rubber bushing mount starter solenoid)	1992-95	USA	0D082000-0G201874	72500	72402	N/A
V-200 (w/ flush mounted starter solenoid)	1992-95	USA	0G201875-0G303045	72370	N/A	73040
V-200 (w/ rubber bushing mount starter solenoid)	1992-95	USA	0G201875-0G303045	72500	N/A	73040
V-200	1996-98	USA	0G303046 and Up	72500	N/A	73040
V-200 EFI (2.4L)	1989-90	USA	0C100861-0C291519	72370	72400	N/A
V-200 EFI (2.5L) (w/ standard color trim solenoid)	1991	USA	0C291520-0D081999	72370	72400	N/A
V-200 EFI (2.5L) (w/ off white color trim solenoid)	1991	USA	0C291520-0D081999	72370	-	N/A
V-200 EFI (w/ flush mounted starter solenoid)	1992-95	USA	0D082000-0G201874	72370	72402	N/A
V-200 EFI (w/ rubber bushing mount starter solenoid)	1992-95	USA	0D082000-0G201874	72500	72402	N/A
V-200 EFI (w/ flush mounted starter solenoid)	1992-95	USA	0G201875-0G303045	72370	N/A	73040
V-200 EFI (w/ rubber bushing mount starter solenoid)	1992-95	USA	0G201875-0G303045	72500	N/A	73040
V-200 EFI	1996-98	USA	0G303046 and Up	72500	N/A	73040
V-200 DFI (3.0L)	1997	USA	0G386496 and Up	72500	N/A	73040
V-220 Laser	1987-88	USA	0B117316 and Up	72370	72400	N/A
V-225 (2.4L)	1980-81	USA	5628028 and Up	72370	72370	N/A
V-225 (3.0L)	1994-98	USA	0D280813-0G129221	72500	72402	N/A
V-225 (3.0L) (w/ trim solenoids)	1995-98	USA	0G129222-0G303045	72500	72402	N/A
V-225 (3.0L) (w/ trim relays)	1995-98	USA	0G129222-0G303045	72500	N/A	73040
V-225 (3.0L)	1994-98	USA	0G303045 and Up	72500	N/A	73040
V-225 Sea Pro, Marathon	1994-98	USA	0G245605 and Up	72500	N/A	73040
V-225 DFI	1998	USA	0G590000 and Up	72500	N/A	73040
V-225, 250 EFI	1995-98	USA	0G129222 and Up	72500	N/A	73040
V-250, 275 (3.4L)	1989-94	USA	0C101891 and Up	72370	72400	N/A
V-300 (3.4L)	1980-81	USA	5611648 and Up	72370	72400	N/A



# Section 12

---

## Mercury / Mariner / Force Carburetor Kits and Fuel Pumps

<i>GLM's Plastic Inline Fuel Filters .....</i>	146
<i>Low Pick-up Water / Fuel Separator Mounting Bracket.....</i>	147
<i>How to Choose the Correct Water / Fuel Separator .....</i>	148
<i>Stainless Steel Brackets / Die Cast Aluminum Brackets .....</i>	148
<i>Water Separating Fuel Filter Kits .....</i>	149
<i>Carburetor Diaphragm &amp; Gasket Kits .....</i>	150-151
<i>Inlet Needles &amp; Seat Assemblies .....</i>	151
<i>Gaskets for Fuel System .....</i>	152
<i>Check Valve Kits .....</i>	153
<i>Fuel Pump Diaphragm Kits .....</i>	154
<i>Fuel System Components &amp; Kits Applications .....</i>	155-159



# Mercury / Mariner / Force

## FUEL FILTERS

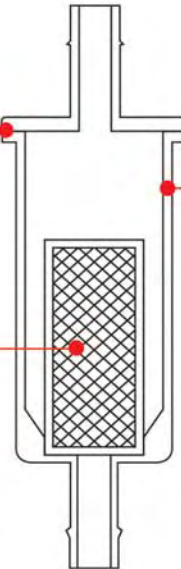
### GLM's PLASTIC INLINE FUEL FILTERS



High Frequency Weld

SEFAR Swiss Made Filter Element

1.5 Sq. in. Filtration



Filter Shell made of 100% Nylon by DuPont®

Translucent material for determining when filter is in need of a replacement

Properties:

- **Very Good** Heat Resistance
- **Excellent** Chemical Resistance
- **Excellent** Wear Resistance



**NEW PACKAGING!**

Brisk Packaging for Easy Opening



**No. 40135**

OEM: 435918  
For  $\varnothing$  5/16" In -  $\varnothing$  3/8" Out

**No. 40145**

OEM: 35-816296Q03  
Use with  $\varnothing$  1/4" Hose

**No. 40155**

OEM: 35-816296Q2  
Use with  $\varnothing$  5/16" Hose

**No. 40165**

OEM: N/A  
Use with  $\varnothing$  3/8" Hose

### GLM's Transparent Inline Fuel Filter

Eliminate contaminants such as dust or dirt particles. Acts not only as a blocking device, but is also a gauge to indicate filter replacement. As affordable as disposable in-line fuel filters

**WARNING:**  
DO NOT USE ON INBOARD ENGINE APPLICATIONS



**No. 40140** ( $\varnothing$  1/4")

OEM: N/A

**No. 40150** ( $\varnothing$  5/16")

OEM: N/A

**No. 40160** ( $\varnothing$  3/8")

OEM: N/A

Swiss Made Filter Element

### No. 40000

REPLACEMENT FILTER  
OEM: N/A

For No. 40140, 40150, 40160

Swiss Made Filter Element



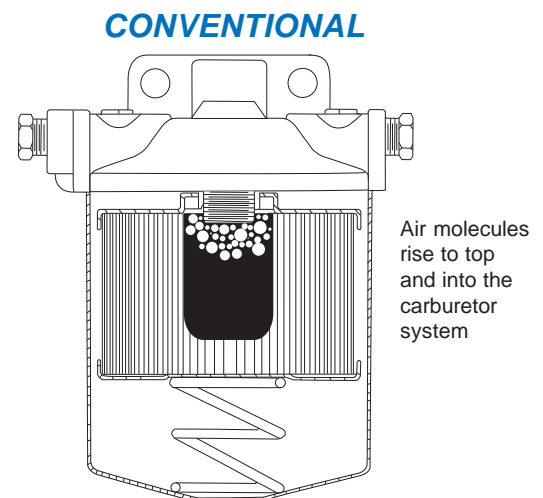
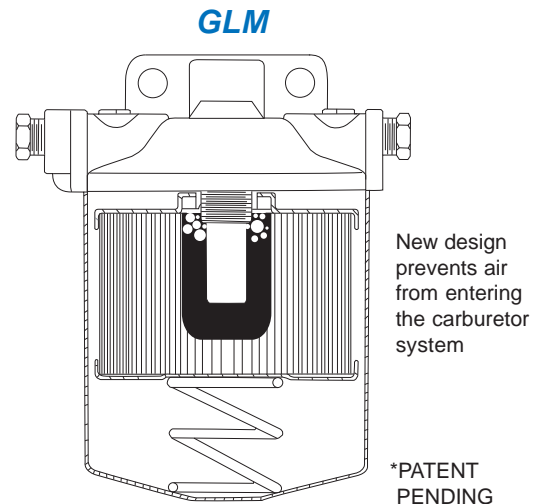
# Mercury / Mariner / Force

## *ELIMINATE FUEL STARVATION WITH THE NEW GLM LOW PICK-UP WATER / FUEL SEPARATOR MOUNTING BRACKET*

Engine compartment temperatures can soar on hot summer days creating high gasoline temperatures. High temps and agitation caused by rough seas can aerate the gasoline in the water/fuel separator filter turning it into foam. A fuel pump can't pull aerated gasoline from the water/fuel separator and pump it to the carburetor or fuel rail efficiently. The engine will show signs of gasoline starvation (lean) at high speeds, a situation very similar to vapor lock.

Because this aerated gasoline rises to the top of the water/fuel separator filter, GLM has introduced a water/fuel filter separator mounting bracket with a fuel pick-up extending deeper into the filter. Through extensive research and testing the GLM engineers have found the optimum location for the fuel pick-up. The deeper location is low enough to be free of aerated gasoline but high enough to be free of the water in the bottom of the separator.

The deeper fuel pick-up is only found on the new GLM water/fuel separator mounting bracket kits. It might solve some of those mysterious fuel delivery problems your engine may be experiencing!



---

**\*For trouble free boating always remember to replace your water/fuel separator filter after every 50 hours of engine operation!**

---

# Mercury / Mariner / Force

## HOW TO CHOOSE THE CORRECT WATER/FUEL SEPARATOR

Water/Fuel Separators are categorized by their capacity to filter different sized dirt particles. Rated in Microns, (each micron is one millionth of an inch in diameter) marine filters will normally be available with elements capable of filtering 2 micron particles, 10 micron particles, or 28 micron particles. A marine filter capable of filtering 2 micron particles will clean the fuel more efficiently than a 28 micron filter but will be more restrictive to fuel flow. The 2 micron filter will also become dirty sooner and will need replacement more often.

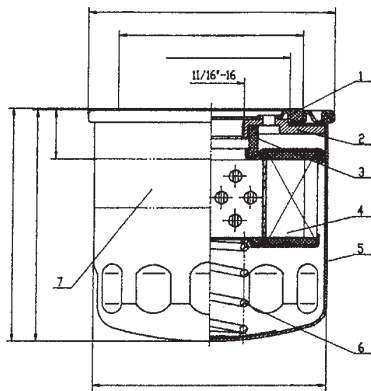
Fuel flow is rated in Gallons Per Hour (GPH). A typical 350/5.7L inboard engine will require 27 GPH at 4,800 rpm, a 454/7.4L inboard engine will require 37 GPH at 4,800 rpm. Selecting a fuel/water separator filter should be based on the amount of fuel the engine requires in GPH at wide open throttle.

A 2 micron fuel filter is generally too restrictive for the average four stroke inboard engine and may separate the

oil from the fuel in two stroke outboard engines. For this reason GLM sells only the 10 and 28 micron fuel filters.

The 28 micron filter is the most common size fuel filter in the marine industry and is the standard replacement filter for all two stroke and four stroke marine engines. The GLM 28 micron filter exceeds all engine manufacturers' specifications for particle filtering, water separating and fuel flow.

The GLM 10 micron filter will provide exceptional filtering and only moderate fuel pressure loss. When used with sufficient sized fuel lines it will flow enough fuel for inboard engines up to 550 horsepower. It will **not** separate the oil from the gasoline on a two stroke outboard equipped boat. Because a 10 micron filter clogs faster than a 28 micron filter GLM recommends it only for boaters who are vigilant in replacing the water/fuel separator filter at regular intervals.



### GLM Fuel Filter Features

- \* 28 or 10 micron filter paper shaped into 70 pleats total 327 sq. in. filtration. The largest filtering capability in the aftermarket. (4)
- \* BWG #11 heavy duty spring (6).
- \* Gasoline resistant rubber seals (1) (3).
- \* Oxidizing treatment inside powder coated outside for corrosion protection (5).
- \* Minimum 196N.m. torque strength between adapt plate and canister (2).
- \* Will not separate 2 cycle oil from gasoline!

SUS316 Stainless Steel Brackets		Translucent Red Stainless Steel Brackets		Die Cast Aluminum Brackets	
<b>No. 25010</b> w/ 2 brass plugs 2 extension tubes  ø 1/4" NPTF Ports (2 inputs & 2 outputs)	<b>No. 25030</b> w/ 2 brass plugs 2 extension tubes  ø 3/8" NPTF Ports (2 inputs & 2 outputs)	<b>No. 25011</b> w/ 2 brass plugs 2 extension tubes  <b>NEW</b> ø 1/4" NPTF Ports (2 inputs & 2 outputs)	<b>No. 25031</b> w/ 2 brass plugs 2 extension tubes  <b>NEW</b> ø 3/8" NPTF Ports (2 inputs & 2 outputs)	<b>No. 25000</b> w/ 2 brass plugs 2 extension tubes  ø 1/4" NPTF Ports (2 inputs & 2 outputs)	<b>No. 25020</b> w/ 2 brass plugs 2 extension tubes  ø 3/8" NPTF Ports (2 inputs & 2 outputs)
<b>No. 24942</b> WATER SEPARATOR FUEL FILTER OEM: N/A  10 Micron Height 4-7/16"				<b>No. 24940</b> WATER SEPARATOR FUEL FILTER OEM: N/A  28 Micron Height 4-7/16"	

# Mercury / Mariner / Force

## WATER SEPARATING FUEL FILTER KITS

### With Stainless Steel Bracket

#### No. 24956

(24940+25010)  
OEM: N/A

28 Micron

ø 1/4" NPTF Ports  
Flow: 50 GPH  
with 2 brass plugs & 2 extension tubes



#### No. 24958

(24940+25030)  
OEM: N/A

28 Micron

ø 3/8" NPTF Ports  
Flow: 75 GPH  
with 2 brass plugs & 2 extension tubes



#### No. 24957

(24942+25010)  
OEM: N/A

10 Micron

ø 1/4" NPTF Ports  
Flow: 50 GPH  
with 2 brass plugs & 2 extension tubes



#### No. 24959

(24942+25030)  
OEM: N/A

10 Micron

ø 3/8" NPTF Ports  
Flow: 75 GPH  
with 2 brass plugs & 2 extension tubes



### With NEW! Translucent Red Stainless Steel Bracket

#### No. 24960

(24940+25011)  
OEM: N/A

28 Micron

ø 1/4" NPTF Ports  
Flow: 50 GPH  
with 2 brass plugs & 2 extension tubes



#### No. 24962

(24940+25031)  
OEM: N/A

28 Micron

ø 3/8" NPTF Ports  
Flow: 75 GPH  
with 2 brass plugs & 2 extension tubes



### With Die Cast Aluminum Bracket

#### No. 24950

(24940+25000)  
OEM: N/A

28 Micron

ø 1/4" NPTF Ports  
Flow: 50 GPH  
with 2 brass plugs & 2 extension tubes



#### No. 24953

(24940+25020)  
OEM: N/A

28 Micron

ø 3/8" NPTF Ports  
Flow: 75 GPH  
with 2 brass plugs & 2 extension tubes



#### No. 24952

(24942+25000)  
OEM: N/A

10 Micron

ø 1/4" NPTF Ports  
Flow: 50 GPH  
with 2 brass plugs & 2 extension tubes



#### No. 24954

(24942+25020)  
OEM: N/A

10 Micron

ø 3/8" NPTF Ports  
Flow: 75 GPH  
with 2 brass plugs & 2 extension tubes





# Mercury / Mariner / Force

## CARBURETOR DIAPHRAGM & GASKET KITS

### No. 40401

OEM: 1395-4808-1



### No. 40410

OEM: 1395-6200



### No. 40420

OEM: 1395-6452



### No. 40435

OEM: 1399-1717, 1399-2015



### No. 40460

OEM: 1399-5135, 1399-5198



### No. 40470

OEM: N/A



### No. 40480

OEM: N/A



### No. 40490

OEM: 1395-811223-1



### No. 40610

OEM: 1395-9761-1



### No. 40620

OEM: 810749-2



### No. 40630

OEM: 810749-3



### No. 40640

OEM: 1395-9024





# Mercury / Mariner / Force

## CARBURETOR DIAPHRAGM & GASKET KITS CONTINUED

**No. 40440**

OEM: 1395-9651



**No. 40660**

OEM: 1399-5137



**No. 40450**

OEM: FK10352



Force 9.9, 15, 25 HP

**No. 40500**

OEM: FK10004,  
FK10005, FK10007, FK10008,  
FK10027, FK10108, FRK739



Chrysler Outboard 3.6 HP -150 HP  
Sea King 6.0 HP - 55 HP

## INLET NEEDLE & SEAT ASSEMBLIES

**No. 40900**

OEM: 1395-7824



**No. 40910**

OEM: 1395-8318



**No. 40920**

OEM: 1395-9258-1



**No. 40930**

OEM: 19271-1



**No. 40940**

OEM: 1395-811690-1



**No. 40980**

OEM: F010790



**No. 40960**

OEM: 809570-1



**No. 40970**

OEM: 1395-9022



**No. 40950**

OEM: 1395-9595-1



# Mercury / Mariner / Force

## GASKETS FOR FUEL SYSTEM

<p><b>No. 32190</b> GASKET OFM: 1399-99</p>  <p>For Early L4 &amp; L6-Cyl.</p>	<p><b>No. 32200</b> GASKET OEM: 1399-5207</p>  <p>7.5, 9.8, 18, 25, 45, 50 HP</p>	<p><b>No. 32770</b> CARBURETOR GASKET OEM: 27-15172-3</p>  <p>3 &amp; L4-Cyl.</p>	<p><b>No. 31260</b> PUMP COVER SCREW GASKET OEM: 27-25848</p>  <p>2, 3, L4 &amp; L6-Cyl.</p>
<p><b>No. 31270</b> STRAINER COVER (SMALL) GASKET OEM: 27-25849</p> 	<p><b>No. 31280</b> STRAINER COVER (LARGE) GASKET OEM: 27-25851</p> 	<p><b>No. 31300</b> CARBURETOR FLANGE GASKET OEM: 27-31402</p>  <p>For Early L4 &amp; L6-Cyl.</p>	<p><b>No. 31500</b> CARBURETOR FLANGE GASKET OEM: 27-48164-1</p>  <p>90, 115 HP, L6-Cyl.</p>
<p><b>No. 31650</b> CARBURETOR FLANGE GASKET OEM: 27-63309</p>  <p>4.5, 7.5, 9.8 HP</p>	<p><b>No. 31690</b> CARBURETOR MOUNTING GASKET OEM: 27-67751-1</p>  <p>135-225 HP, V6</p>	<p><b>No. 30830</b> CARBURETOR TO CHOKE PLATE GASKET OEM: 27-71827</p>  <p>65 HP, 3-Cyl.</p>	<p><b>No. 31810</b> CARBURETOR FLANGE GASKET OEM: 27-73377-1</p>  <p>50, 60 HP, 3-Cyl.</p>
<p><b>No. 31860</b> CARBURETOR FLANGE GASKET OEM: 27-75791-1</p>  <p>20, 25, 30, 40, 45 HP, 2 &amp; 3-Cyl.</p>	<p><b>No. 30960</b> CARBURETOR PLATE GASKET OEM: 27-76952</p>  <p>70, 75, 80, 85 HP, 3 &amp; 4-Cyl.</p>	<p><b>No. 32350</b> GASKET OEM: 27-89221-1</p>  <p>135-225 HP, V6</p>	<p><b>No. 32120</b> CARBURETOR MOUNTING GASKET OEM: 27-90430-1</p>  <p>135-200 HP, V6</p>
<p><b>No. 32960</b> FUEL PUMP BASE GASKET OEM: 27-98769-1</p> 	<p><b>No. 37150</b> CARBURETOR FLANGE GASKET OEM: 27-828925</p>  <p>75-95 HP, Force &amp; Sport Jet</p>	<p><b>No. 37400</b> CARBURETOR FLANGE GASKET OEM: 27-F440906</p>  <p>40-140 HP, Force</p>	<p><b>No. 37420</b> CARBURETOR INTAKE GASKET OEM: 27-F481836</p>  <p>55-95 HP, Force</p>
<p><b>No. 37380</b> CARBURETOR ADAPTOR GASKET OEM: 27-F433168</p>  <p>20-50 HP, Force</p>		<p><b>No. 37390</b> DEFLECTOR PLATE GASKET OEM: 27-F433406</p>  <p>20-50 HP, Force</p>	

# Mercury / Mariner / Force

## CHECK VALVE KITS

**No. 40170**

OEM: 21-13424A1



**No. 40180**

OEM: 21-30430A1



**No. 40190**

OEM: 21-30430A3



**No. 40200**

OEM: 21-30430A4



**No. 40210**

OEM: 21-30430A7



**No. 40220**

OEM: 21-30430A8



**No. 40230**

OEM: 21-30430A11



**No. 40240**

OEM: 21-30430A12



**No. 40250**

OEM: 21-30430A13



**No. 40260**

OEM: 21-30430A14





# Mercury / Mariner / Force

## FUEL PUMP DIAPHRAGM KITS

**No. 40860**

OEM: 27-818043A1



Force 5-15 HP

**No. 40870**

OEM: N/A



Force & Sport Jet

**No. 40310**

OEM: 23014A1



**No. 40320**

OEM: 55278A1



**No. 40330**

OEM: 55278A5



**No. 40340**

OEM: 55278A4



**No. 40350**

OEM: 89031A1



**No. 40360**

OEM: 89031A2



**No. 40370**

OEM: 89031A3



**No. 40380**

OEM: 89031A4



**No. 40390**

OEM: 90363A1



**No. 40290**

OEM: 21-857005A1, 42909A4



**No. 40300**

OEM: 56678A1



# Mercury / Mariner / Force

## FUEL SYSTEM COMPONENT AND KIT APPLICATIONS

Model	Year	Country	Serial No. Range and/or (Carburetor No.)	Diaphragm Kit	Gasket Kit	Inlet Needle Assembly	Float	Check Valve Kit
3.9 (39)	1964-68		1655013-2498135 (KB-7A, KB-7B)	-	40435	40920	77250	-
4 (40) (1-Cyl.)	1969-71	USA	2498136-4107219 (KB-10A)	-	40435	40920	77250	-
4 (1-Cyl.)			(WMD-1)	-	40435	40910	77250	-
4.5 (1-Cyl.)		USA	(KB-10A)	-	40435	40435	40920	-
4.5 (1-Cyl.)			(WMD-1)	-	40435	40910	77250	-
6			(KB-6A, 6B)	-	40435	40920	77250	N/A
6			(AJ-57A)	-	N.L.A.	40920	77250	N/A
6			(WMC-5, 5A, 5B, 7, 7A, 17, 17B, 17C, 18, 18A, 18B, 19, 19A, 20, 20A, 20B)	40610	40610	-	-	N/A
6			(WMC-23, 28, 34, 39, 41 41A, 47, 47A, 49, 49A, 57)	40610	40610	-	-	N/A
6	1986-98	USA	0A197112 & Up	40610	-	-	-	N/A
6	1986-98	BEL	9461526 & Up	40610	-	-	-	N/A
7.5 (7.5, 75)			(BB-2A, 2B, 2C, 4A, 5A, 5B, 5C, 5D, 7A, 7C)	40660	40460	40970	-	-
7.5 (7.5, 75)			(KB-9A, 12A)	-	40435	40920	77250	-
7.5			(WMB-2, 4)	-	-	40970	-	-
8			(WMC-5, 5A, 5B, 7, 7A, 17, 17B, 17C, 18, 18A, 18B, 19, 19A, 20, 20A, 20B)	40610	40610	-	-	-
8			(WMC-23, 28, 34, 39, 41, 41A, 47, 47A, 49, 49A, 57)	40610	40610	-	-	-
8	1986-98	USA	0A197112 & Up	40610	-	-	-	-
8	1986-98	BEL	9461526 & Up	40610	-	-	-	-
9.8 (9.8, 110)			(BB-1A, 1B, 1C, 3A, 3B, 3C, 6A, 6C)	40660	40460	40970	-	-
9.8 (9.8, 110)			(KB-5A, 8A, 11A)	N/A	40435	40920	77250	-
9.8			(WMB-1, 3)	N/A	-	40970	-	-
9.9			(WMC-5, 5A, 5B, 7, 7A, 17, 17B, 17C, 18, 18A, 18B, 19, 19A, 20, 20A, 20B)	40610	40610	-	-	-
9.9			(WMC-23, 28, 34, 49, 41, 41A, 47, 47A, 49, 49A, 57)	40610	40610	-	-	-
9.9	1986-98	USA	0A197112 & Up	40610	-	-	-	-
9.9	1986-98	BEL	9461526 & Up	40610	-	-	-	-
10 (100)			(AJ-56AB)	N/A	N.L.A.	40920	77250	-
10 (100)			(KB-1A, 4A)	N/A	40435	40920	77250	-
10 (Sea Pro, Marathon)			(WMC-33, 33A, 40, 42, 50, 50A, 50B, 55, 55A)	40610	40610	-	-	-
10 (XR10, Magnum 10)			(WMC-23, 48, 48A, 49, 49A)	40610	40610	-	-	-
15 (150)			(KB-1A, 4A)	N/A	40435	40920	77250	-
15			(WMC-5, 5A, 5B, 7, 7A, 17, 17B, 17C, 18, 18A, 18B, 19, 19A, 20, 20A, 20B)	40610	40610	-	-	-
15			(WMC-23, 28, 34, 39, 41, 41A, 47, 47A, 49, 49A, 57)	40610	40610	-	-	-
15	1988-98	USA	0B292414 & Up	40610	-	-	-	-
15	1988-98	BEL	9542620 & Up	40610	-	-	-	-
15 (Super 15, 15XD)			(WMC-13, 13A, 14, 14A, 15A, 16A, 24, 25, 26, 27, 29, 30, 31, 31A, 32, 32A, 35, 35A, 35B, 36, 37, 44, 45, 46, 46A, 52, 52A, 53, 53A, 54, 54A, 56, 56A)	40610	40610	-	-	-
15 (Sea Pro, Marathon)			(WMC-33, 33A, 40, 42, 50, 50A, 50B, 55, 55A)	40610	40610	-	-	-
18			(WMC-1, 2, 3, 4, 9, 10, 11, 12)	40610	40610	-	-	-
18			(WMC-13, 13A, 14, 14A, 15A, 16A, 24, 25, 26, 27, 29, 30, 31, 31A, 32, 32A, 35, 35A, 35B, 36, 37, 44, 45, 46, 46A, 52, 52A, 53, 53A, 54, 54A, 56, 56A)	40610	40610	-	-	-
20 (200)			(KA-22A, 22B, 22C, 23A, 25A)	N/A	40435	40920	77250	-
20 (200)	1966-67		1866496-2296266	40310	-	-	-	-
20 (20, 200)			(BA-1A, 2A, 2C, 2D, 2E)	40660	40460	-	-	-
20			(WMC-1, 2, 3, 4, 9, 10, 11, 12)	40610	40610	-	-	-
20			(WMC-13, 13A, 14, 14A, 15A, 16A, 24, 25, 26, 27, 29, 30, 31, 31A, 32, 32A, 35, 35A, 35B, 36, 37, 44, 45, 46, 46A, 52, 52A, 53, 53A, 54, 54A, 56, 56A)	40610	40610	-	-	-
20	1986-87	USA	6443973 & Up	40610	-	-	-	-
20	1986-87	BEL	9415101 & Up	40610	-	-	-	-
20	1986-87	CAN	7209533 & Up	40610	-	-	-	-
20 Jet	1994-98	USA	0G044027 and Up (WMC-45, 53A)	40610	40610	-	-	-
25 (2-Cyl.)			(WMC-1, 2, 3, 4, 9, 10, 11, 12)	40610	40610	-	-	-
25 (2-Cyl.)			(WMC-13, 13A, 14, 14A, 15A, 16A, 24, 25, 26, 27, 29, 30, 31, 31A, 32, 32A, 35, 35A, 35B, 36, 37, 44, 45, 46, 46A, 52, 52A, 53, 53A, 54, 54A, 56, 56A)	40610	40610	-	-	-
25	1984-87	USA	6443973 & Up	40610	-	-	-	-
25	1984-87	BEL	9415101 & Up	40610	-	-	-	-
25	1984-87	CAN	7209533 & Up	40610	-	-	-	-
30 (300) (4-Cyl.)			(AJ-54A)	N/A	N.L.A.	40920	77250	-
30 (300) (4-Cyl.)			(KB-2A)	N/A	40435	40920	77250	-
20 (2-Cyl.) (644cc)	1994-98		0G053314 & Up (WME-36, 36A, 37, 39A, 42, 42A, 63, 64, 65, 66, 67)	40290	40490	40950	77260	-
30 Jet (4-Cyl.)			(WMA-10, 13)	N/A	40440	40950	-	-
30 Jet (3-Cyl.)			(WME-53, 68, 69)	N/A	40490	40950	77260	-



# Mercury / Mariner / Force

## FUEL SYSTEM COMPONENT AND KIT APPLICATIONS CONT.

Model	Year	Country	Serial No. Range and/or (Carburetor No.)	Diaphragm Kit	Gasket Kit	Inlet Needle Assembly	Float	Check Valve Kit
30 Jet	1994-97		0C159200 & Up	N/A	40290	-	-	-
30 Jet	1998		G590000 & Up	N/A	40290	-	-	-
35 (350)	1966-69		1960827-2874703	40310	40180	-	-	-
35 (350) (4-Cyl.)			(AJ-54A)	N/A	N.L.A.	40920	77250	-
35 (350) (4-Cyl.)			(KB-2A)	N/A	40435	40920	77250	-
35 (2-Cyl.)			(KC-4A, 8A, 9A, 9B, 9C, 13A)	N/A	40435	40910	77250	-
35	1984-86	USA	6445653-0B110788	40320	-	-	-	40170
35	1984-86	BEL	9384476 & Up	40320	-	-	-	40170
35	1984-86	CAN	209608 & Up	40320	-	-	-	40170
35	1987-89	USA	0B110789 & Up	40290	-	-	-	N/A
35	1987-89	BEL	9384476 & Up	40290	-	-	-	N/A
40 (400) (4-Cyl.)			(KA-2A, 9A)	N/A	40435	40920	77250	-
40 (40, 400, 402) (2-Cyl.)			(KD-5A)	N/A	40401	40920	77250	-
40 (40, 400, 402) (2-Cyl.)			(WMK-1, 8, 21, 24, 31, 33, 34, 38)	N/A	40401	40910	77250	-
40 (40, 400, 402) (2-Cyl.)	1970-79	USA	2874704-5556229	40320	-	-	-	-
40 (40, 400, 402) (2-Cyl.)	1972-79	AUS	8002335-8064749	40320	-	-	-	-
40 (40, 400, 402) (2-Cyl.)	1972-79	BEL	3339688-9251455	40320	-	-	-	-
40 (40, 400, 402) (2-Cyl.)	1972-79	CAN	3340783-7144762	40320	-	-	-	-
40 (2-Cyl.) (644cc)			(WME-36, 36A, 37, 37A, 38 39A, 42, 42A, 63, 64, 65, 66, 67)	N/A	40490	40950	77260	-
40 (2-Cyl.) (644cc)	1994-98	USA	0G053314 and Up	40290	-	-	-	N/A
40 (3-Cyl.)			(WME-53, 68, 69)	N/A	40490	40950	77260	-
40 (3-Cyl.)	1997-98	USA	0G531301 & Up	40290	-	-	-	N/A
40 (3-Cyl.)	1997-98	BEL	9973100 & Up	40290	-	-	-	N/A
40 (4-Cyl.)			(WMA-4)	40640	40640	40970	-	-
40 (4-Cyl.)			(WMA-7B)	N/A	40440	40950	-	-
40 (4-Cyl.)			(WMA-9, 10, 13)	N/A	40440	40950	-	-
40 (4-Stroke)	1998	USA	0G231123 & Up	N/A	N.L.A.	40960	-	-
45 (450) (4-Cyl.)			KA-17A	N/A	40435	40920	77250	-
45 (4-Cyl.)			(WMA-4)	40640	40640	40970	-	-
45 (4-Cyl.)			(WMA-7B)	N/A	40440	40950	-	-
45 (4-Cyl.)			(WMA-9, 10, 13)	N/A	40440	40950	-	-
45 (4-Cyl.)	1987-89	USA	0B110789 & Up	40290	-	-	-	N/A
45 (4-Cyl.)	1987-89	BEL	9466692 & Up	40290	-	-	-	N/A
45 (4-Stroke, Bodensee)	1996-98	USA	0G231123 & Up	N/A	N.L.A.	40960	-	-
45 Jet (3-Cyl.)			(WME-57, 78)	N/A	40490	40950	77260	-
45 Jet	1994-95	USA	6428681-0B122929	40320	-	-	-	N/A
45 Jet	1994-95	USA	0B122930 & Up	40290	-	-	-	N/A
50 (50, 500) (4-Cyl.)	1967-75	USA	2116318-4357639	40310	-	-	-	-
50 (50, 500) (4-Cyl.)	1971-75	AUS	2863739-8030089	40310	-	-	-	-
50 (50, 500) (4-Cyl.)	1971-75	BEL	9001581-9107213	40310	-	-	-	-
50 (50, 500) (4-Cyl.)	1967-75	CAN	2097445-7068997	40310	-	-	-	-
50 (4-Cyl.)			(KA-13A, 18A, 19A, 21A, 21B, 21C, 21D, 24A, 26A, 26B, 27A)	N/A	40435	40920	77250	-
50 (4-Cyl.)			(BA-3A, 3B, 3C, 3D, 4A)	40660	40460	40970	-	-
50 (4-Cyl.)			(WMA-1, 3)	40640	40640	40970	-	-
50 (4-Cyl.)			(WMK-8)	N/A	40401	40910	77250	-
50 (3-Cyl.)			(WM-13, 13A, 15, 15A, 16, 16A, 18)	N/A	40410	40930	-	-
50 (3-Cyl.)			(WME-22, 22B, 23, 24, 26, 27, 28, 35, 43, 44, 45, 53, 68, 69)	N/A	40490	40950	77260	-
50 (3-Cyl.)	1986-87	USA	6428681-0B122929	40320	-	-	-	N/A
50 (3-Cyl.)	1986-87	BEL	9385911-9469199	40320	-	-	-	N/A
50 (3-Cyl.)	1986-87	CAN	7208333-0A721307	40320	-	-	-	N/A
50 (3-Cyl.)	1988-90	USA	0B122930 & Up	40290	-	-	-	N/A
50 (3-Cyl.)	1988-90	BEL	9469200 & Up	40290	-	-	-	N/A
50 (3-Cyl.)	1988-90	CAN	0A721308 & Up	40290	-	-	-	N/A
50 (3-Cyl.)	1998	USA	0G590000 & Up	40290	-	-	-	N/A
50 (3-Cyl.)	1998	BEL	9973100 & Up	40290	-	-	-	N/A
50 (4-Stroke)	1995-98	USA	0G231123 & Up	N/A	N.L.A.	40960	-	-
55			(WM-13, 13A, 15, 15A, 16, 16A, 18)	N/A	40410	40930	-	-
55			(WME-22, 22B, 23, 24, 26, 27, 28 35, 43, 44, 45, 57, 58)	N/A	40490	40950	77260	-
55 (3-Cyl.)	1996-97	USA	0D000750 & Up	40290	-	-	-	N/A
55 (3-Cyl.)	1996-97	BEL	9741042 & Up	40290	-	-	-	N/A
60 (600) (6-Cyl.)			(KB-3A)	N/A	40435	40920	77250	-
60 (3-Cyl.)			(WM-13, 13A, 15, 15A, 16, 16A, 18)	N/A	40410	40930	-	-
60 (3-Cyl.)			(WME-22, 22B, 23, 24, 26, 27, 28, 35, 43, 44, 45, 57, 58)	N/A	40490	40950	77260	-
60 (3-Cyl.)	1984-87	USA	6428681-0B122929	40320	-	-	-	N/A
60 (3-Cyl.)	1984-87	BEL	9385911-9469199	40320	-	-	-	N/A
60 (3-Cyl.)	1984-87	CAN	7208333-0A721307	40320	-	-	-	N/A
60 (3-Cyl.)	1988-90	USA	0B122930 & Up	40290	-	-	-	N/A
60 (3-Cyl.)	1988-90	BEL	9469200 & Up	40290	-	-	-	N/A
60 (3-Cyl.)	1988-90	CAN	0A721308 & Up	40290	-	-	-	N/A
65 (650) (4-Cyl.)			(KC-2A, 5A, 5B, 5C, 11A, 15A)	N/A	40435	40920	77250	-
65 (650) (4-Cyl.)	1967-69		2119749-2803561	40310	-	-	-	40180
65 (650) (4-Cyl.)	1970-71		2803562-3293183	40300	-	-	-	40200
65 (650) (3-Cyl.)			(WMK-5, 12, 13, 20)	N/A	40401	40910	77250	-

# Mercury / Mariner / Force

## FUEL SYSTEM COMPONENT AND KIT APPLICATIONS CONT.

Model	Year	Country	Serial No. Range and/or (Carburetor No.)	Diaphragm Kit	Gasket Kit	Inlet Needle Assembly	Float	Check Valve Kit
65 (650) (3-Cyl.)			(WM-2)	N/A	40410	40910	77250	-
65 (650) (3-Cyl.)			(WM-4)	N/A	40410	40910	77250	-
65 (650) (3-Cyl.)	1972-76	USA	3293184-4571651	40300	-	-	-	40190
65 (650) (3-Cyl.)	1973-83	AUS	8006640 & Up	40300	-	-	-	40190
65 (650) (3-Cyl.)	1973-76	BEL	9020074-9135824	40300	-	-	-	40190
65 (650) (3-Cyl.)	1973-76	CAN	7013633-7087822	40300	-	-	-	40190
65 Jet (3-Cyl.)			(WME-29, 30, 41, 46, 47, 48, 49, 59, 60, 61, 62, 75, 76, 77, 78, 82, 83, 84, 87, 88)	N/A	40490	40950	77260	-
65 Jet	1994-98	USA	00283222 & Up	40290	-	-	-	N/A
70 (700) (6-Cyl.)			(KA-8A, 12A)	N/A	40435	40920	77250	N/A
70 (3-Cyl.)			(WM-6, 8, 9, 11)	N/A	40410	40910	-	-
70 (3-Cyl.)			(WME-1, 1A, 1B, 4, 5, 6, 6A, 7, 7B, 8, 9, 10, 10A, 15, 15A, 17, 18, 19, 25)	N/A	40490	40950	77260	-
70 (3-Cyl.)	1977-83	USA	4571652-6428680	40340	-	-	-	40170
70 (3-Cyl.)	1977-83	AUS	8042350 & Up	40340	-	-	-	40170
70 (3-Cyl.)	1977-83	BEL	9135825-9385910	40340	-	-	-	40170
70 (3-Cyl.)	1977-83	CAN	7087823-7208332	40340	-	-	-	40170
70 (3-Cyl.)	1987	USA	0A996142 & Up	40280	-	-	-	N/A
70 (3-Cyl.)	1987	BEL	9483121 & Up	40280	-	-	-	N/A
75 (4-Cyl.)			(WM-14, 17)	N/A	40410	40930	-	-
75 (4-Cyl.) use w/ triangular pump	1984-88	USA	6432901 & Up	40330	-	-	-	40250
75 (4-Cyl.) use w/ triangular pump	1984-88	BEL	9393856 & Up	40330	-	-	-	40250
75 (4-Cyl.) use w/ triangular pump	1984-88	CAN	7208573 & Up	40300	-	-	-	40250
75 (4-Cyl.) use w/ square pump	1984-88	USA	6432901 & Up	40290	-	-	-	N/A
75 (4-Cyl.) use w/ square pump	1984-88	BEL	9393856 & Up	40290	-	-	-	N/A
75 (4-Cyl.) use w/ square pump	1984-88	CAN	7208573 & Up	40290	-	-	-	N/A
75 (3-Cyl.)			(WME-1, 1A, 1B, 4, 5, 6, 6A, 7, 7B, 8, 9, 10, 10A, 15, 15A, 17, 18, 19, 25, 29, 30, 31, 41, 46, 47, 48, 49, 59, 60, 61, 62, 75, 76, 77, 78, 82, 83, 84, 87, 88)	N/A	40490	40950	77260	-
75 (3-Cyl.)	1990-98	USA	0C222000 & Up	40280	-	-	-	N/A
75 (3-Cyl.)	1990-98	BEL	9589039 & Up	40280	-	-	-	N/A
75 (3-Cyl.)	1990-98	USA	0C222000 & Up	40290	-	-	-	N/A
75 (3-Cyl.)	1990-98	BEL	9589039 & Up	40290	-	-	-	N/A
80 (800) (6-Cyl.)			KA-10A, 11A, 14A, 16A, KC-3A	N/A	40435	40920	77250	-
80 (800) (4-Cyl.)	1969-72		2559001-2670574	40310	-	-	-	40180
80 (800) (4-Cyl.)	1969-72		2783253-2856331	40300	-	-	-	40190
80 (80, 800) (4-Cyl.)			(KD-4A)	N/A	40401	40910	77250	-
80 (80, 800) (4-Cyl.)			(WM-5, 10, 12, 14, 17)	N/A	40410	40910	-	-
80 (80, 800) (4-Cyl.)	1978-83	USA	4831999-6432900	40330	-	-	-	40250
80 (80, 800) (4-Cyl.)	1978-83	AUS	8050200 & Up	40330	-	-	-	40250
80 (80, 800) (4-Cyl.)	1978-83	BEL	9177626-9393855	40330	-	-	-	40250
80 (80, 800) (4-Cyl.)	1978-83	CAN	7110998-7208572	40330	-	-	-	40250
80 (3-Cyl.)			(WME-1, 1A, 1B, 4, 5, 6, 6A, 7, 7B, 8, 9, 10, 10A, 15, 15A, 17, 18, 19, 25)	N/A	40490	40950	77260	-
80 (3-Cyl.)	1987	USA	0A996142 & Up	40280	-	-	-	N/A
80 (3-Cyl.)	1987	BEL	9483121 & Up	40280	-	-	-	N/A
80 Jet (4-Cyl.)	1994-98		(WME-32, 32A, 50, 79)	N/A	40490	40950	77260	-
80 Jet	1994-98		0D283222 & Up	40290	-	-	-	N/A
85 (850) (6-Cyl.)			(KA-10A, 11A, 14A, 16A, KC-3A)	N/A	40435	40920	77250	-
85 (850) (4-Cyl.)			(WM-3, 5)	N/A	40410	40910	-	-
85 (850) (4-Cyl.)			(WMK-4, 16, 17)	N/A	40401	40910	77250	-
85 (850) (4-Cyl.)	1973-77	USA	3493913-4831998	40330	-	-	-	40250
85 (850) (4-Cyl.)	1973-77	AUS	8005440-8050199	40330	-	-	-	40250
85 (850) (4-Cyl.)	1973-77	BEL	9011604-9177625	40330	-	-	-	40250
85 (850) (4-Cyl.)	1973-77	CAN	7010108-7110997	40330	-	-	-	40250
90 (900) (6-Cyl.)			(KC-6A)	N/A	40435	40920	77250	-
90 (90, 900) (6-Cyl.)			(WMK-23, 27, 30, 35, 39)	N/A	40401	40910	77250	-
90 (90, 900) (6-Cyl.)	1978-79	USA	4845301-5299505	40350	-	-	-	40210
90 (90, 900) (6-Cyl.)	1978-79	CAN	7111698-7123762	40350	-	-	-	40210
90 (6-Cyl.) use w/ triangular pump	1979-86	USA	5299506 & Up	40370	-	-	-	40260
90 (6-Cyl.) use w/ triangular pump	1979-83	AUS	8060545 & Up	40370	-	-	-	40260
90 (6-Cyl.) use w/ triangular pump	1979-86	CAN	7147088 & Up	40370	-	-	-	40260
90 (6-Cyl.) use w/ square pump	1979-86	USA	5299506 & Up	40290	-	-	-	N/A
90 (6-Cyl.) use w/ square pump	1979-83	AUS	8060545 & Up	40290	-	-	-	N/A
90 (6-Cyl.) use w/ square pump	1979-86	CAN	7147088 & Up	40290	-	-	-	N/A
90 (3-Cyl.)			(WME-1, 1A, 1B, 4, 5, 6, 6A, 7, 7B, 8, 9, 10, 10A, 15, 15A, 17, 18, 19, 25, 29, 30, 31, 41, 46, 47, 48, 49, 59, 60, 61, 62, 75, 76, 77, 78, 82, 83, 84, 87, 88)	N/A	40490	40950	77260	-
90 (3-Cyl.)	1987	USA	0A996142 & Up	40290	-	-	-	N/A
90 (3-Cyl.)	1987	BEL	9483121 & Up	40290	-	-	-	N/A
90 (3-Cyl.)	1987	USA	0A996142 & Up	40280	-	-	-	N/A
90 (3-Cyl.)	1987	BEL	9483121 & Up	40280	-	-	-	N/A
95 (950) (6-Cyl.)			(KC-6A)	N/A	40435	40920	77250	-
95 (950) (6-Cyl.)	1966-67		1869776-2318585	40310	-	-	-	40180
100 (1000) (6-Cyl.)			(KC-1A, 7A, 7B, 10A, 14A)	N/A	40435	40920	77250	-
100 (1000) (6-Cyl.)			(KD-1A, 1B, 2A, 3A)	N/A	40401	40910	77250	-

# Mercury / Mariner / Force

## FUEL SYSTEM COMPONENT AND KIT APPLICATIONS CONT.

Model	Year	Country	Serial No. Range and/or (Carburetor No.)	Diaphragm Kit	Gasket Kit	Inlet Needle Assembly	Float	Check Valve Kit
100 (1000SS/BP) (6-Cyl.)	1968-69		2318586-3253111	40310	-	-	-	40180
100 (4-Cyl.)			(WME-11, 14, 20, 20A, 21, 21A, 32, 32A, 50, 79)	N/A	40490	40950	77260	-
100 (4-Cyl.)	1988-93	USA	0B209468-0D283221	40280	-	-	-	N/A
100 (4-Cyl.)	1988-93	BEL	9523034-9793576	40280	-	-	-	N/A
100 (4-Cyl.)	1988-93	USA	0B209468-0D283221	40290	-	-	-	N/A
100 (4-Cyl.)	1988-93	BEL	9523034-9793576	40290	-	-	-	N/A
100 (4-Cyl.)	1994-98	USA	0D283222 & Up	40290	-	-	-	N/A
100 (4-Cyl.)	1994-98	BEL	9793577 & Up	40290	-	-	-	N/A
110 (1100) (6-Cyl.)			(KC-1A, 7A, 7B, 10A, 14A)	N/A	40435	40920	77250	-
110 (1100) (6-Cyl.)	1966-67		1870204-2314955	40310	-	-	-	40180
115 (1150) (6-Cyl.)	1970-77	USA	2836019-4855152	40320	40190	-	-	-
115 (1150) (6-Cyl.)	1973-77	AUS	8008665-8051949	40320	40190	-	-	-
115 (1150) (6-Cyl.)	1973-77	CAN	7010763-7112248	40320	40190	-	-	-
115 (115, 1150) (6-Cyl.)			(KD-6A, 6B)	N/A	40401	40910	77250	-
115 (115, 1150) (6-Cyl.)			(WMK-3, 10, 15, 18, 26, 28, 32, 36, 40, 41)	N/A	40401	40910	77250	-
115 (115, 1150) (6-Cyl.)	1978-79	USA	4855153-5314655	40350	40210	-	-	-
115 (115, 1150) (6-Cyl.)	1978-79	AUS	8051950-8061119	40350	40210	-	-	-
115 (115, 1150) (6-Cyl.)	1978-79	CAN	7112248-7131212	40350	40210	-	-	-
115 (115, 1150) (6-Cyl.) use w/ triangular pump	1979-88	USA	5314656 & Up	40370	-	-	-	40260
115 (115, 1150) (6-Cyl.) use w/ triangular pump	1979-83	AUS	8061120 & Up	40370	-	-	-	40260
115 (115, 1150) (6-Cyl.) use w/ triangular pump	1979-88	CAN	7131213 & Up	40370	-	-	-	40260
115 (115, 1150) (6-Cyl.) use w/ square pump	1979-88	USA	5314656 & Up	40290	-	-	-	N/A
115 (115, 1150) (6-Cyl.) use w/ square pump	1979-83	AUS	8061120 & Up	40290	-	-	-	N/A
115 (115, 1150) (6-Cyl.) use w/ square pump	1979-88	CAN	7131213 & Up	40290	-	-	-	N/A
115 (4-Cyl.)			(WME-11, 14, 20, 20A, 21, 21A, 33, 40, 40A)	N/A	40490	40950	77260	-
115 (4-Cyl.)	1989-93	USA	0C100000-0D283221	40280	-	-	-	N/A
115 (4-Cyl.)	1989-93	BEL	9559771-9793576	40280	-	-	-	N/A
115 (4-Cyl.)	1989-93	USA	0C100000-0D283221	40290	-	-	-	N/A
115 (4-Cyl.)	1989-93	BEL	9559771-9793576	40290	-	-	-	N/A
115 (4-Cyl.)	1994-98	USA	0D283222 & Up	40290	-	-	-	N/A
115 (4-Cyl.)	1994-98	BEL	9793577 & Up	40290	-	-	-	N/A
125 (1250) (6-Cyl.)			(KD-1A, 1B, 2A, 3A)	N/A	40401	40910	77250	-
125 (1250) (6-Cyl.)	1968-69		2314956-2839368	40310	-	-	-	40180
125 (1250BP) (6-Cyl.)	1968		2400058-2641954	40310	-	-	-	40180
125 (4-Cyl.)			(WME-34, 52, 81)	N/A	40490	40950	77260	-
125 (4-Cyl.)	1994-98		0D283222 & Up	40290	-	-	-	N/A
135 (1350) (6-Cyl.)			(KD-7A, 7B)	N/A	40401	40910	77250	-
135 (1350) (6-Cyl.)			(WMK-4)	N/A	40401	40910	77250	-
135 (1350) (6-Cyl.)	1969		2839369-3293233	40320	-	-	-	40190
140 (1400) (6-Cyl.)	1970-71		3293234-3502805	40320	-	-	-	40190
140 (140, 1400) (6-Cyl.)			(WMK-7, 9, 25, 29)	N/A	40401	40910	77250	-
140 (140, 1400) (6-Cyl.)	1978-79	USA	4865678-5327662	40350	-	-	-	40210
140 (140, 1400) (6-Cyl.)	1978-79	AUS	8052650-8052879	40350	-	-	-	40210
140 (140, 1400) (6-Cyl.)	1978-79	CAN	7112773-7132512	40350	-	-	-	40210
140 (6-Cyl.)	1980-81	USA	5327663 & Up	40370	-	-	-	40260
140 (6-Cyl.)	1981	AUS	8066065 & Up	40370	-	-	-	40260
140 (6-Cyl.)	1980-81	CAN	7132513 & Up	40370	-	-	-	40260
150 (1500) (6-Cyl.)			(WMK-11, 14, 19, 22)	N/A	40401	40910	77250	-
150 (1500) (6-Cyl.)	1973-77	USA	3502806-4865677	40320	-	-	-	40190
150 (1500) (6-Cyl.)	1973-77	AUS	8005615-8052649	40320	-	-	-	40190
150 (1500) (6-Cyl.)	1973-77	CAN	7010533-7112772	40320	-	-	-	40190
150 (1500XS) (6-Cyl.)	1978	USA	4868648-5327662	40360	-	-	-	40220
V-105 Jet	1994-95	USA	0D08200-0G303045 (WMH-13, 13B, 23, 31)	-	40620	40940	77270	-
V-105 Jet	1996 & Up	USA	0G303046 & Up (WMV-2, 2A)	-	40630	40940	77270	-
V-135 use w/ triangular pump	1986-88	USA	0A904646-0C100860 (WH-33, 40)	40360	40420	40900	77280	40220
V-135 use w/ square pump	1986-88	USA	0A904646-0C100860 (WH-32, 35, 38)	40290	40420	40900	77280	N/A
V-135 use w/ triangular pump	1989-90	USA	0C100861-0C239552 (WH-35, 38)	40360	40420	40900	77280	40220
V-135 use w/ square pump	1989-90	USA	0C100861-0C239552 (WH-40, 48)	40290	40420	40900	77280	N/A
V-135	1991	USA	0C239553-0D081999 (WMH-8, 8A)	40360	40620	40940	77270	40220
V-135 use w/ triangular pump	1992-95	USA	0D082000-0G303045 (WMH-12A, 12B)	40360	40620	40940	77270	40220
V-135 use w/ square pump	1992-95	USA	0D082000-0G303045 (WMH-28, 30)	40290	40620	40940	77270	N/A
V-135	1996-98	USA	0G303046-0G760299 (WMV-1, 1A)	40360	40630	40940	77270	40220
V-135	-	USA	0G760300 & Up (WMV-1A)	40360	40630	40940	77270	40220
V-135 DFI	1998	USA	0G590000 & Up	40290	-	-	-	N/A
V-140 Jet	1994-95	USA	0G082000-0G303045 (WMH-16, 21, 34, 39)	-	40620	40940	77270	-
V-140 Jet	1996-98	USA	0G303046-0G760299 (WMV-5, 5A)	-	40630	40940	77270	-
V-140 Jet	1996-98	USA	0G760300 & Up (WMV-5A)	-	40630	40940	77270	-
V-150 (1500) use w/ triangular pump	1978-85	USA	4868998 & Up	40360	-	-	-	40220
V-150 (1500) use w/ square pump	1978-85	USA	4868998 & Up	40290	-	-	-	N/A
V-150 (150, 1500)	1978-98	USA	ALL (WH-9)	-	40420	-	77280	-
V-150 (150, 1500)	1978-98	USA	ALL (WH-12)	-	40420	40900	77280	-
V-150 (150, 1500)	1978-98	USA	ALL (WH-29)	-	40420	40900	77280	-
V-150	1986-88	USA	0A904646-0C239552 (WH-35, 38, 40, 48)	-	40420	40900	77280	-
V-150	1991	USA	0C239553-0D081999 (WMH-1, 7)	-	40620	40940	77270	-
V-150	1992-95	USA	0D082000-0G303045 (WMH-13, 13B, 23, 31)	-	40620	40940	77270	-
V-150	1996-98	USA	0G303046-0G760299 (WMV-2, 2A)	-	40630	40940	77270	-
V-150	-	USA	0G760300 & Up (WMV-3A)	-	40630	40940	77270	-
V-150 DFI	1998	USA	0G590000 & Up	40290	-	-	-	N/A

# Mercury / Mariner / Force

## FUEL SYSTEM COMPONENT AND KIT APPLICATIONS CONT.

Model	Year	Country	Serial No. Range and/or (Carburetor No.)	Diaphragm Kit	Gasket Kit	Inlet Needle Assembly	Float	Check Valve Kit
V-150 EFI	1993-98	USA	ALL	40290	-	-	-	N/A
V-150 (XR4, MAG II)	1988	USA	0B242885-0C100860 (WH-41A)	40290	40420	40900	77280	N/A
V-150 (XR4, MAG II)	1989	USA	0C100861-0C239552 (WH-41, 41A)	40290	40420	40900	77280	N/A
V-150 (XR4, MAG II)	1991	USA	0C239553-0D081999 (WMH-6)	40290	40620	40940	77270	N/A
V-150 (XR4, MAG III)	1992-85	USA	0D082000-0G303045 (WMH-14A, 25, 32A)	40290	40620	40940	77270	-
V-150 (XR4, MAG III)	1996-98	USA	0G303046-0G760299 (WMV-3, 3A)	40290	40630	40940	77270	-
V-150 (XR4, MAG III)	1996-98	USA	0G762000 & Up (WMV-3A)	40290	40630	40940	77270	-
V-175 (175, 1750) triangular pump	1976-88	USA	4301235-0C100860 (WH-13)	40290	40420	40900	77280	N/A
V-175 (175, 1750) triangular pump	1976-79	AUS	8058870-8064249 (WH-13)	40290	40420	40900	77280	N/A
V-175 (175, 1750) square pump	1976-88	USA	4301235-0C100860 (WH-1, 4, 7, 28, 39, 46)	40360	40420	40900	77280	40220
V-175 (175, 1750) square pump	1976-79	AUS	8058870-8064249 (WH-13)	40360	40420	-	77280	40220
V-175 (175, 1750) square pump	1976-88	USA	4301235-0C100860 (WH-7A)	40290	40420	-	77280	N/A
V-175 (175, 1750) triangular pump	1976-79	AUS	8058870-8064249 (WH-7A)	40290	40420	40900	77280	N/A
V-175 (175, 1750) square pump	1976-88	USA	4301235-0C100860 (WH-17)	40360	40420	40900	77280	40220
V-175 (175, 1750) square pump	1976-79	AUS	8058870-8064249 (WH-17)	40360	40420	40900	77280	40220
V-175 (175, 1750) triangular pump	1976-88	USA	4301235-0C100860 (WH-17R, 30, 34)	40290	40420	40900	77280	N/A
V-175 (175, 1750) triangular pump	1976-79	AUS	8058870-8064249 (WH-17R, 30, 34)	40290	40420	40900	77280	N/A
V-175	1989-90	USA	0C100861-0C239552 (WH-34)	-	40420	40900	77280	-
V-175	1991	USA	0C239553-0D081999 (WMH-2, 11)	-	40620	40940	77270	-
V-175	1992-95	USA	0D082000-0G303045 (WMH-15, 22, 33)	-	40620	40940	77270	-
V-175	1996-98	USA	0G303046-0G760299 (WMV-4, 4A)	-	40630	40940	77270	-
V-175	1991	USA	0G760300 & Up (WMV-4A)	-	40630	40940	77270	-
V-175	1991	USA	0G760300 & Up	-	40420	40900	77280	-
V-175 EFI	1991-98	USA	ALL	40290	-	-	-	N/A
V-200 EFI	1989-98	USA	ALL	40290	-	-	-	N/A
V-200 (200, 2000)	1978-88	USA	4839034-0C100860 (WH-3)	40360	40420	40900	-	40220
V-200 (200, 2000)	1980-81	AUS	8061595-8065672 (WH-3)	40360	40420	40900	77280	40220
V-200 (200, 2000)	1978-88	USA	4839034-0C100860 (WH-3A, 11)	40360	40420	-	77280	40220
V-200 (200, 2000)	1980-81	AUS	8058870-8065672 (WH-3A, 11)	40360	40420	-	77280	40220
V-200 (200, 2000)	1978-88	USA	4839034-0C100860 (WH-14, 16, 18, 20, 28, 39, 46)	40360	40420	40900	77280	40220
V-200 (200, 2000)	1980-81	AUS	8058870-8065672 (WH-14, 16, 18, 20, 28, 39, 46)	40360	40420	40900	77280	40220
V-200	1989-90	USA	0C100861-0C291519 (WH-46)	-	40420	40900	77280	-
V-200	1991	USA	0C291520-0D081999 (WMH-3)	-	40620	40940	77270	-
V-200	1992-95	USA	0D082000-0G303045 (WMH-16, 21, 34, 39)	-	40620	40940	77270	-
V-200	1996-98	USA	0G303046-0G760299 (WMV-5, 5A)	-	40630	40940	77270	-
V-200	1996-98	USA	0G760300 & Up (WMV-5A)	-	40630	40940	77270	-
V-200	1982-83	USA	6073192-6357229	40390	-	-	-	40230
V-200	1983-84	USA	6357230-6625220	40380	-	-	-	40240
V-200	1985-88	USA	6625221 & Up	40290	-	-	-	N/A
V-200 DFI	1998	USA	0G590000 & Up	40290	-	-	-	N/A
V-220 Laser	1987-88	USA	0B117316 & Up	40290	-	-	-	N/A
V-225 (2.4L)	1980-81	USA	5628028 & Up (WH-5, 20)	40390	40420	40900	77280	40230
V-225 (3.0L)	1994-98	USA	0D280813-0G303045 (WMH-19, 46, 47)	40290	40620	40940	77270	N/A
V-225 (3.0L)	1994-98	USA	0G303046-0G760299 (WMV-7, 13)	40290	40630	40940	77270	N/A
V-225 (3.0L)	1994-98	USA	0G76300 & Up (WMV-13)	40290	40630	40940	77270	N/A
V-225 (3.0L) Sea Pro, Marathon	1994-98	USA	0G245605-0G303045 (WMH-45)	40290	40620	40940	77270	N/A
V-225 (3.0L) Sea Pro, Marathon	1994-98	USA	0G303046-0G760299 (WMH-6, 11A)	40290	40630	40940	77270	N/A
V-225 (3.0L) Sea Pro, Marathon	1994-98	USA	ALL (WMV-11)	40290	40630	40940	77270	N/A
V-225 (3.0L) Sea Pro, Marathon	1994-98	USA	0G760300 & Up (WMV-11A)	40290	40630	40940	77270	N/A
V-250 (275) (3.4L)	1989-94	USA	0C101891 & Up (WD-8A, 9, 9A)	40290	-	-	-	N/A
V-225 DFI (3.0L)	1998	USA	0G590000 & Up	40290	-	-	-	N/A
V-225 EFI (3.0L)	1995-98	USA	0G129222 & Up	40290	-	-	-	N/A
V-250 EFI (3.0L)	1995-98	USA	0G129222 & Up	40290	-	-	-	N/A
V-275 (3.4L)	1989-94	USA	0C101891 & Up	40290	-	-	-	N/A
V-300 (3.4L)	1980-87	USA	5611648 & Up (WD-3, 5)	40360	-	-	-	40220





# Section 13

## Mercury / Mariner / Force Powerhead Gaskets

<i>Head Gaskets - 1, 2, 3 &amp; L4-Cylinder .....</i>	162
<i>Head Gaskets - Early Mariner 2-Cylinder .....</i>	162
<i>Head Gaskets - 60° V6 - Mercury &amp; Mariner .....</i>	163
<i>Head Gaskets - Force .....</i>	163
<i>Powerhead Gasket Kits - Mercury &amp; Mariner .....</i>	164-166
<i>Powerhead Gasket Kits - Force .....</i>	167
<i>Cylinder Head Seals .....</i>	167
<i>Cylinder Head O-rings.....</i>	167
<i>Head Gasket and Gasket Kit Applications.....</i>	168-170
<i>Powerhead Mounting Gaskets - 2, 3, L4 &amp; L6-Cylinder .....</i>	171
<i>Powerhead Mounting Gaskets - V6 .....</i>	172
<i>Crankcase Gaskets .....</i>	172
<i>Cylinder Block Cover Gaskets.....</i>	172-173
<i>Reed Block Gaskets .....</i>	173
<i>Transfer Port Cover Gaskets .....</i>	174
<i>Baffle Plate - Exhaust Manifold Gaskets .....</i>	174-175
<i>V6 Divider Plate Gaskets .....</i>	175
<i>Water Jacket Cover Gaskets .....</i>	176
<i>Sound Attenuator Gaskets.....</i>	176
<i>Miscellaneous Gaskets .....</i>	176

# Mercury / Mariner / Force

## HEAD GASKETS

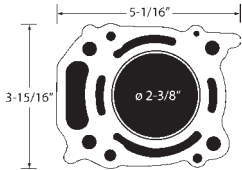
### 1, 2, 3 & L4-Cylinder



#### No. 36330

OEM: 27-803508

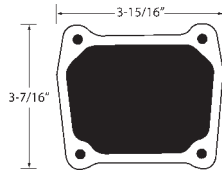
Fits 4, 5, 6 HP  
1-Cyl. (4-Stroke)



#### No. 36340

OEM: 27-803508-2

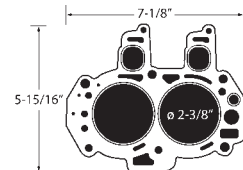
Fits Late 4, 5, 6 HP  
1-Cyl. (4-Stroke)



#### No. 36350

OEM: 27-825482-1

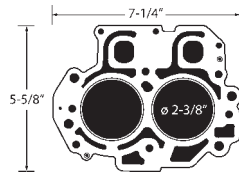
Fits 8 (232cc), 9.9 HP  
2-Cyl. (4-Stroke)



#### No. 36360

OEM: 27-8M0052705

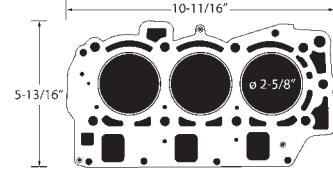
Fits 8 (323cc), 9.9 (323cc),  
13.5, 15 HP, 2-Cyl. (4-Stroke)



#### No. 36370

OEM: 27-834777

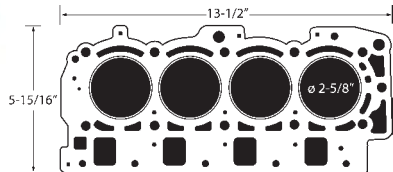
Fits 30, 30EFI, 40, 40EFI HP  
3-Cyl. (4-Stroke)



#### No. 36380

OEM: 27-857081

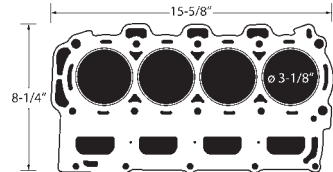
Fits 40, 40EFI, 50, 50EFI  
60, 60 EFI HP, L4-Cyl. (4-Stroke)



#### No. 36390

OEM: 27-804115-1

Fits 75, 90, 115EFI HP  
L4-Cyl. (4-Stroke)



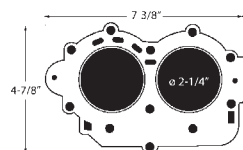
### Early Mariner 2-Cylinder



#### No. 33890

OEM: 27-18937

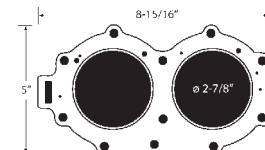
Fits 9.9c, 15c, K, W15 HP



#### No. 33880

OEM: 27-19138


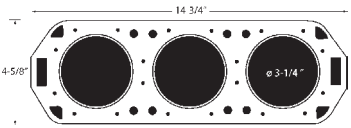

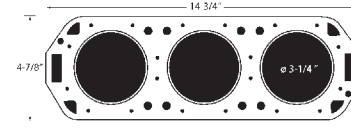

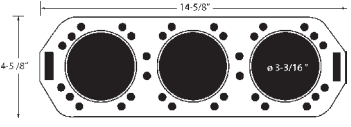

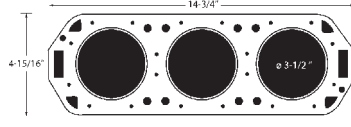

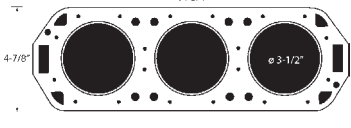

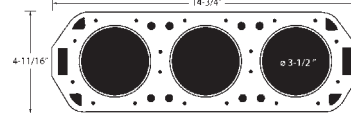

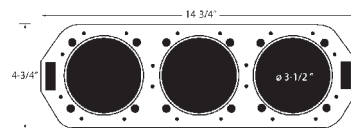
Fits 30A, W30 (w/ Marathon) HP




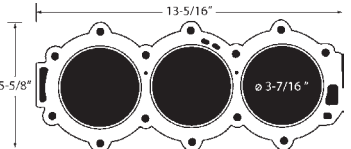

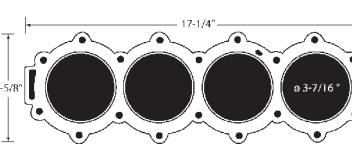
# Mercury / Mariner / Force

## HEAD GASKETS

### 60° V6 - Mercury & Mariner

 <p><b>No. 35880</b> OEM: 27-96542-1, 27-96281T01</p> <p>Fits (1976-1990) V6 2.0L Loopcharged Engines with a <math>\varnothing</math> 3.125" Piston use with Rod No. 636-8118</p> 	 <p><b>No. 35850</b> OEM: 27-18785T</p> <p>Fits (1992-2000) V6 2.0L Loopcharged Engines with a <math>\varnothing</math> 3.125" Piston use with Rod No. 644-818141</p> 
 <p><b>No. 35910</b> OEM: 27-79583-1</p> <p>Fits (1976-1998) V6 2.0L Loopcharged Engines with a <math>\varnothing</math> 3.125" Piston</p> 	 <p><b>No. 35870</b> OEM: 27-822844T04</p> <p>Fits (1978-2000) V6 2.5L Loopcharged Engines with a <math>\varnothing</math> 3.501" Piston</p> 
 <p><b>No. 35890</b> OEM: 27-18786T</p> <p>Fits (1978-1998) V6 2.4L Loopcharged Engines with a <math>\varnothing</math> 3.375" Piston for XR4, Magnum II, 175 Model</p> 	 <p><b>No. 35860</b> OEM: 27-41246-1</p> <p>Fits (1978-1998) V6 2.4L Loopcharged Engines with a <math>\varnothing</math> 3.375" Piston</p> 
 <p><b>No. 35900</b> OEM: 27-41245-1</p> <p>Fits (1978-1988) V6 2.4L Loopcharged Engines with a <math>\varnothing</math> 3.375" Piston for 200, 2000 Model</p> 	

### Force

 <p><b>No. 36290</b> OEM: 27-820438</p> <p>Fits (1991-1995) 70, 75, 90 HP, 3-Cyl.</p> 	 <p><b>No. 36300</b> OEM: 27-824615-2</p> <p>Fits (1996-2000) 120, 120XR, 120XR2, L4-Cyl.</p> 
--	---



# Mercury / Mariner / Force

## POWERHEAD GASKET KITS

### Mercury & Mariner

#### No. 39560

OEM: 27-77671A81, 27-89221A80



#### No. 39330

OEM: 27-78028A78



#### No. 39340

OEM: 27-79583A81



#### No. 39550

OEM: 27-85653A87



#### No. 39240

OEM: 27-88449A32



#### No. 39180

OEM: 27-69524A75




#### No. 39190

OEM: 27-72486A32



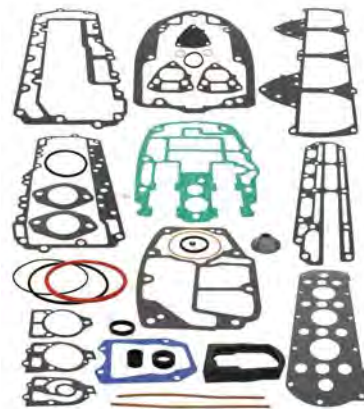
#### No. 39140

OEM: 27-52893A72



#### No. 39150

OEM: 27-64203A75



# Mercury / Mariner / Force

## POWERHEAD GASKET KITS

### Mercury & Mariner

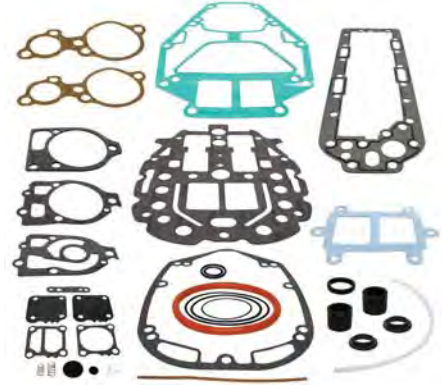
#### No. 39210

OEM: 27-73645A87



#### No. 39338

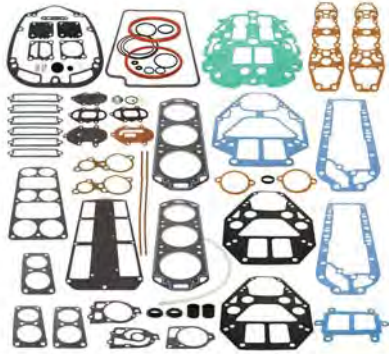
OEM: 27-8M0046714



### Mercury & Mariner

#### No. 39450

OEM: 27-11338A88



#### No. 39250

OEM: 27-89221A88




#### No. 39440

OEM: 27-90484A88




#### No. 39331

OEM: 27-13461A99



#### No. 39332

OEM: 27-14697A87



#### No. 39333

OEM: 27-43004A99





# Mercury / Mariner / Force

## POWERHEAD GASKET KITS

### Mercury & Mariner

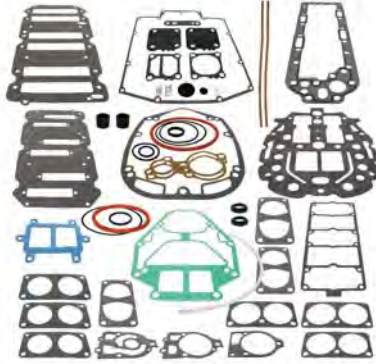
#### No. 39335

OEM: 27-41499A87



#### No. 39520

OEM: 27-815791A92



#### No. 39900

OEM: 27-42364A92



#### No. 39336

OEM: 27-43779A87



#### No. 39337

OEM: 27-85491A90



#### No. 39339

OEM: 27-812867A97



#### No. 39341

OEM: 27-828553A97



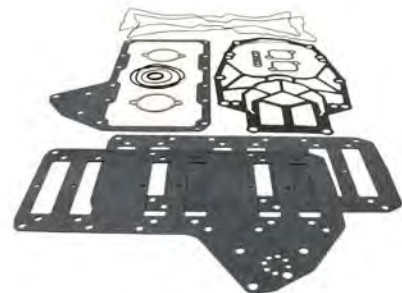
#### No. 39342

OEM: 27-814195A93



#### No. 39343

OEM: 27-832934A00



# Mercury / Mariner / Force

## POWERHEAD GASKET KITS

### Force

#### No. 37000

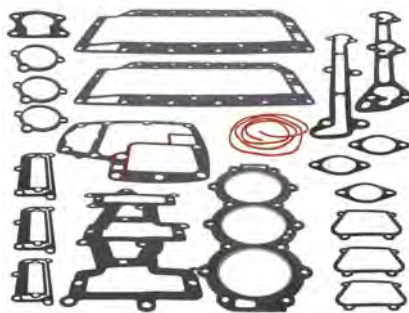
OEM: 27-809753A1



3-Cylinder

#### No. 37040

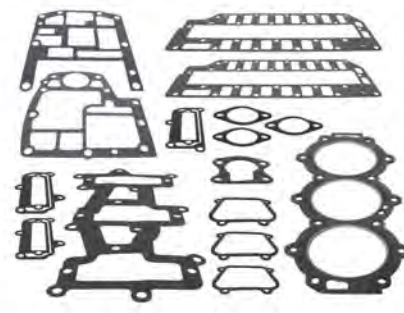
OEM: 27-820725A1



3-Cylinder (3 Carb.)

#### No. 37050


OEM: 27-809122A2



3-Cylinder (3 Carb.)

#### No. 37060

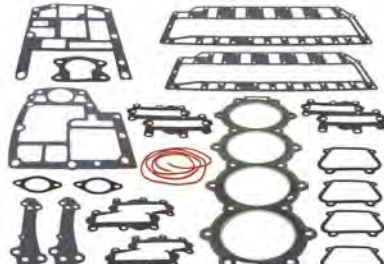
OEM: 27-820724A2



70, 75 HP, 3-Cyl.  
(1998 & Below)

#### No. 37070

OEM: 27-809125A2



4-Cylinder

#### No. 37010

OEM: 27-809754A1

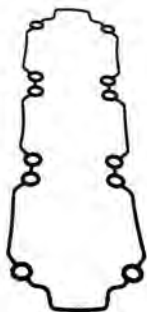


4-Cylinder

### CYLINDER HEAD SEALS

#### No. 81554

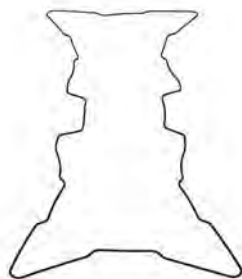
OEM: 858452-1



V6 2.5L  
(1998 & Up)

#### No. 81555

OEM: 818574



V6 3.0L  
(1998 & Up)

### CYLINDER HEAD O-RINGS

#### No. 81551


OEM: 25-818573



Early 3.0L

#### No. 81552

OEM: 878453



Late 3.0L

#### No. 81553

OEM: 859772-1



V6 2.5L

#### No. 81560

OEM: 25-88923



3.4L

# Mercury / Mariner / Force

## HEAD GASKETS AND GASKET KIT APPLICATIONS

Model	Year	Country	Serial No. Range	Gasket Kit	Head O-Rings	Head Gaskets	Head Seals
4 (4-Stroke)	1999 & Up	JPN	0R000001-0R057259	-	N/A	36330	N/A
4 (4-Stroke)	1999 & Up	JPN	0R057260-0R067089	-	N/A	36330	N/A
4 (4-Stroke)	1999 & Up	JPN	0R067090 and Up	-	N/A	36330	N/A
5 (4-Stroke)	1999 & Up	JPN	0R000001-0R057259	-	N/A	36330	N/A
5 (4-Stroke)	1999 & Up	JPN	0R057260-0R067089	-	N/A	36330	N/A
5 (4-Stroke)	1999 & Up	JPN	0R067090 and Up	-	N/A	36330	N/A
6	1986-93	USA	0A197112-0T800749	39900	N/A	N/A	N/A
6	1986-93	BEL	9461526 and Up	39900	N/A	N/A	N/A
6 (4-Stroke)	1999 & Up	JPN	0R000001-0R057259	-	N/A	36330	N/A
6 (4-Stroke)	1999 & Up	JPN	0R057260-0R067089	-	N/A	36330	N/A
6 (4-Stroke)	1999 & Up	JPN	0R067090 and Up	-	N/A	36340	N/A
8	1986-93	USA	0A197112 and Up	39900	N/A	N/A	N/A
8	1986-93	BEL	9461526 and Up	39900	N/A	N/A	N/A
8 (4-Stroke) (232cc)	1995-98	USA	0H000058-0H017349	-	N/A	36350	N/A
8 (4-Stroke) (232cc)	1995-98	USA	0G760300-0T178499	-	N/A	36350	N/A
8 (4-Stroke) (232cc)	1995-98	BEL	0P086824-0P325499	-	N/A	36360	N/A
8 (4-Stroke) (232cc)	1995-98	JPN	0R042475 and Up	-	N/A	36360	N/A
8 (4-Stroke) (232cc)	1995-98	BEL	0P325500 and Up	-	N/A	36360	N/A
9.9	1986-93	USA	0A197112 and Up	39900	N/A	N/A	N/A
9.9	1986-93	BEL	9461526 and Up	39900	N/A	N/A	N/A
9.9 (4-Stroke) (232cc)	1995-98	USA	0H000058-0H017349	-	N/A	36350	N/A
9.9 (4-Stroke) (323cc)	1999	USA	0G760300-0T979999	-	N/A	36360	N/A
9.9 (4-Stroke) (323cc)	1999	BEL	0P075166-0P325499	-	N/A	36360	N/A
9.9 (4-Stroke)	1995-98	JPN	0R042475 and Up	-	N/A	36360	N/A
9.9 (4-Stroke)	1995-98	BEL	0P325500 and Up	-	N/A	36360	N/A
10 (Marathon XR10, Sea Pro)	1990-93	USA	0D038000 and Up	39900	N/A	N/A	N/A
10 (Marathon XR10, Sea Pro)	1990-93	BEL	9596000 and Up	39900	N/A	N/A	N/A
10 Magnum / Marathon	1990-98	USA	0D038000 and Up	39900	N/A	N/A	N/A
10 Magnum / Marathon	1990-98	BEL	9596000 and Up	39900	N/A	N/A	N/A
15	1988-93	USA	0B292414 and Up	39900	N/A	N/A	N/A
15	1988-93	BEL	9542620 and Up	39900	N/A	N/A	N/A
15 XD Sea Pro / Marathon	1997-98	BEL	9927000 and Up	39335	N/A	N/A	N/A
15 (Super)	1994-98	USA	0B238464 and Up	39335	N/A	N/A	N/A
15 (Super)	1994-98	BEL	9507381 and Up	39335	N/A	N/A	N/A
15 (Super)	1994-98	CAN	0A730007 and Up	39335	N/A	N/A	N/A
15 (4-Stroke)	1998	USA	0G760300 and Up	-	N/A	36360	N/A
15 (4-Stroke)	1998	BEL	0P075166 and Up	-	N/A	36360	N/A
18 (18 XD)	1983 1/2	USA	6416713-6443972	39335	N/A	N/A	N/A
18 (18 XD)	1983 1/2	BEL	9378116-7209532	39335	N/A	N/A	N/A
18 (18 XD)	1984-85	CAN	7207858-7209532	39335	N/A	N/A	N/A
20 (20, 20XD, 200)	1986-87	USA	6443973 and Up	39335	N/A	N/A	N/A
20 (20, 20XD, 200)	1986-87	BEL	9415101 and Up	39335	N/A	N/A	N/A
20 (20, 20XD, 200)	1986-87	CAN	7209533 and Up	39335	N/A	N/A	N/A
20 Jet	1994-98	USA	0G044027 and Up	39335	N/A	N/A	N/A
20 Jet	1994-98	BEL	9807909 and Up	39335	N/A	N/A	N/A
25 (25, 25XD)	1984-87	USA	6416713-0T979999	39335	N/A	N/A	N/A
25 (25, 25XD)	1983 1/2	BEL	9378116-0P325499	39335	N/A	N/A	N/A
25 (25, 25XD)	1983 1/2	CAN	7207858 and Up	39335	N/A	N/A	N/A
30 (4-Stroke) (3-Cyl.) Carb.	1999 & Up	USA	0G760300-0T408999	-	N/A	36370	N/A
30 (4-Stroke) (3-Cyl.) Carb.	1999 & Up	USA	0T409000-1B226999	-	N/A	36370	N/A
30 (4-Stroke) (3-Cyl.) Carb.	1999 & Up	BEL	0P153500-0P400999	-	N/A	36370	N/A
30 (4-Stroke) (3-Cyl.) EFI	1999 & Up	USA	0T409000-1B226999	-	N/A	36370	N/A
30 Jet (40HP) (4-Cyl.)	1994-97	USA	0C159200 and Up	39337	N/A	N/A	N/A
30 Jet (40HP) (4-Cyl.)	1998	BEL	9570790 and Up	39337	N/A	N/A	N/A
35 (2-Cyl.)	1984-86	USA	6445653-0B110788	39330	N/A	N/A	N/A
35 (2-Cyl.)	1984-86	BEL	9384476-9466646	39330	N/A	N/A	N/A
35 (2-Cyl.)	1984-86	CAN	7209608 and Up	39330	N/A	N/A	N/A
40 (40, 402) (2-Cyl.)	1972-74	USA	3336258-0G053313	39330	N/A	N/A	N/A
40 (40, 402) (2-Cyl.)	1972-74	AUS	8002335 and Up	39330	N/A	N/A	N/A
40 (40, 402) (2-Cyl.)	1972-74	BEL	3339688 and Up	39330	N/A	N/A	N/A
40 (2-Cyl.)	1972-74	CAN	3340783 and Up	39330	N/A	N/A	N/A
40 (4-Cyl.)	1989 & Up	USA	0C159200 and Up	39337	N/A	N/A	N/A
40 (4-Cyl.)	1989 & Up	BEL	9570790 and Up	39337	N/A	N/A	N/A
40 (4-Stroke) (3-Cyl.) Carb.	1998	USA	0G760300-0T408999	-	N/A	36370	N/A
40 (4-Stroke) (3-Cyl.) Carb.	1998	USA	0T409000 and Up	-	N/A	36370	N/A
40 (4-Stroke) (3-Cyl.) Carb.	1998	BEL	0P153500 and Up	-	N/A	36370	N/A
40 (4-Stroke) (3-Cyl.) EFI	1998	USA	0T409000 and Up	-	N/A	36370	N/A
40 (4-Stroke) (3-Cyl.) EFI	1998	CHN	1C000001 and Up	-	N/A	36370	N/A
40 (4-Stroke) (4-Cyl.) Carb.	1998	USA	0T228405-0T598999	-	N/A	36380	N/A
40 (4-Stroke) (4-Cyl.) EFI	1998	USA	0T409000 and Up	-	N/A	36380	N/A
40 (4-Stroke) (4-Cyl.) EFI	1998	CHN	1C000001 and Up	-	N/A	36380	N/A
45 (4-Cyl.)	1986	USA	5531630-0B110788	39190	N/A	N/A	N/A
45 (4-Cyl.)	1986	AUS	8063985 and Up	39190	N/A	N/A	N/A
45 (4-Cyl.)	1986	BEL	9248006-9466691	39190	N/A	N/A	N/A
45 (4-Cyl.)	1986	CAN	7143688-0A719280	39190	N/A	N/A	N/A
45 (4-Cyl.)	1987-89	USA	0B110789 and Up	39337	N/A	N/A	N/A
45 (4-Cyl.)	1987-89	BEL	9466692 and Up	39337	N/A	N/A	N/A





# Mercury / Mariner / Force

## HEAD GASKETS AND GASKET KIT APPLICATIONS CONT.

Model	Year	Country	Serial No. Range	Gasket Kit	Head O-Rings	Head Gaskets	Head Seals
45 (4-Cyl.)	1987-89	CAN	0A719281 and Up	39337	N/A	N/A	N/A
50 (500) (4-Cyl.)	1965-67	USA	2116318 and Up	39190	N/A	N/A	N/A
50 (500) (4-Cyl.)	1965-67	CAN	2097445 and Up	39190	N/A	N/A	N/A
50 (500) (4-Cyl.)	1965-67	AUS	2863739 and Up	39190	N/A	N/A	N/A
50 (500) (4-Cyl.)	1965-67	BEL	9001581 and Up	39190	N/A	N/A	N/A
50 (3-Cyl.)	1986-87	USA	6428681-0B122929	39240	N/A	N/A	N/A
50 (3-Cyl.)	1986-87	BEL	9385911-9469199	39240	N/A	N/A	N/A
50 (3-Cyl.)	1986-87	CAN	7208333-0A721307	39240	N/A	N/A	N/A
50 (3-Cyl.)	1986-87	USA	0B122930-0D000749	39336	N/A	N/A	N/A
50 (3-Cyl.)	1986-87	BEL	9469200-9683054	39336	N/A	N/A	N/A
50 (3-Cyl.)	1986-87	CAN	0A721308 and Up	39336	N/A	N/A	N/A
50 (4-Stroke) (4-Cyl.) Carb.	1995-98	USA	0T178500-0T598999	-	N/A	36380	N/A
50 (4-Stroke) (4-Cyl.) Carb.	1995-98	BEL	0P094500-0P206999	-	N/A	36380	N/A
50 (4-Stroke) (4-Cyl.) EFI	1995-98	USA	0T409000 and Up	-	N/A	36380	N/A
50 (4-Stroke) (4-Cyl.) EFI	1995-98	BEL	0P153500 and Up	-	N/A	36380	N/A
50 (4-Stroke) (4-Cyl.) EFI	1995-98	CHN	1C000001 and Up	-	N/A	36380	N/A
55 (3-Cyl.)	1984-87	USA	6428681-0B122929	39240	N/A	N/A	N/A
55 (3-Cyl.)	1984-87	BEL	9385911-9469199	39240	N/A	N/A	N/A
55 (3-Cyl.)	1984-87	CAN	7208333-0A721307	39240	N/A	N/A	N/A
55 (3-Cyl.)	1988-90	USA	0B122930-0D000749	39336	N/A	N/A	N/A
55 (3-Cyl.)	1988-90	BEL	9469200-9683054	39336	N/A	N/A	N/A
55 (3-Cyl.)	1988-90	CAN	0A721308 and Up	39336	N/A	N/A	N/A
60 (3-Cyl.)	1984-87	USA	6428681-0B122929	39240	N/A	N/A	N/A
60 (3-Cyl.)	1984-87	BEL	9385911-9469199	39240	N/A	N/A	N/A
60 (3-Cyl.)	1984-87	CAN	7208333-0A721307	39240	N/A	N/A	N/A
60 (3-Cyl.)	1988-90	USA	0B122930-0D000749	39336	N/A	N/A	N/A
60 (3-Cyl.)	1988-90	BEL	9469200-9683054	39336	N/A	N/A	N/A
60 (3-Cyl.)	1988-90	CAN	0A721308 and Up	39336	N/A	N/A	N/A
60 (4-Stroke) (4-Cyl.) Carb	1965-66	USA	0T178500-0T598999	-	N/A	36380	N/A
60 (4-Stroke) (4-Cyl.) Carb	1965-66	BEL	0P094500-0P206999	-	N/A	36380	N/A
60 (4-Stroke) (4-Cyl.) EFI	1965-66	USA	0T409000 and Up	-	N/A	36380	N/A
60 (4-Stroke) (4-Cyl.) EFI	1965-66	BEL	0P153500 and Up	-	N/A	36380	N/A
60 (4-Stroke) (4-Cyl.) EFI	1965-66	CHN	1C000001 and Up	-	N/A	36380	N/A
65 (650) (3-Cyl.)	1973-76	USA	3293184-4382056	39180	N/A	N/A	N/A
65 (650) (3-Cyl.)	1973-75	AUS	8006640-8042349	39180	N/A	N/A	N/A
65 (650) (3-Cyl.)	1973-76	BEL	9020074-9112988	39180	N/A	N/A	N/A
65 (650) (3-Cyl.)	1973-76	CAN	7013633-7073472	39180	N/A	N/A	N/A
65 (650) (3-Cyl.)	1976	USA	4382057-4571651	39240	N/A	N/A	N/A
65 (650) (3-Cyl.)	1976	BEL	9112989-9135824	39240	N/A	N/A	N/A
65 (650) (3-Cyl.)	1976	CAN	7073473-7087822	39240	N/A	N/A	N/A
70 (3-Cyl.)	1977-79	USA	4571652-0A996141	39240	N/A	N/A	N/A
70 (3-Cyl.)	1977-79	AUS	8042350 and Up	39240	N/A	N/A	N/A
70 (3-Cyl.)	1977-79	BEL	9135825-9385910	39240	N/A	N/A	N/A
70 (3-Cyl.)	1977-79	CAN	7087823-7208332	39240	N/A	N/A	N/A
70 (3-Cyl.)	1987	USA	0A996142 and Up	39333	N/A	N/A	N/A
70 (3-Cyl.)	1987	BEL	9483121 and Up	39333	N/A	N/A	N/A
75 (4-Cyl.)	1984-88	USA	6432901 and Up	39210	N/A	N/A	N/A
75 (4-Cyl.)	1984-88	BEL	9393856 and Up	39210	N/A	N/A	N/A
75 (4-Cyl.)	1984-88	CAN	7208573 and Up	39210	N/A	N/A	N/A
75 (4-Stroke) (Carb)	1999 & Up	USA	0G960500-1B226999	-	N/A	36390	N/A
75 (4-Stroke) (EFI) (1596cc)	1999 & Up	USA	1B172291-1B366822	-	N/A	36390	N/A
80 (800) (4-Cyl.)	1969-72	-	2559001-3493912	39140	N/A	N/A	N/A
80 (80, 800) (4-Cyl.)	1978-79	USA	4831999-6432900	39210	N/A	N/A	N/A
80 (80, 800) (4-Cyl.)	1978-79	AUS	8050200 and Up	39210	N/A	N/A	N/A
80 (80, 800) (4-Cyl.)	1978-79	BEL	9177626-9393855	39210	N/A	N/A	N/A
80 (80, 800) (4-Cyl.)	1978-79	CAN	7110998-7208572	39210	N/A	N/A	N/A
80 (3-Cyl.)	1987	USA	0A996142 and Up	39210	N/A	N/A	N/A
80 (3-Cyl.)	1987	BEL	9483121 and Up	39333	N/A	N/A	N/A
80 Jet (4-Cyl.)	1994-98	USA	0D283222 and Up	39331	N/A	N/A	N/A
80 Jet (4-Cyl.)	1994-98	BEL	9793577 and Up	39331	N/A	N/A	N/A
90 (900) (6-Cyl.)	1965	-	1766824-1869775	39334	N/A	N/A	N/A
90 (90, 900) (6-Cyl.)	1978-79	USA	4845301 and Up	39550	N/A	N/A	N/A
90 (90, 900) (6-Cyl.)	1978-79	CAN	7111698 and Up	39550	N/A	N/A	N/A
90 (90) (6-Cyl.)	1980-83	AUS	8060545 and Up	39550	N/A	N/A	N/A
90 (3-Cyl.)	1987	USA	0A996142 and Up	39333	N/A	N/A	N/A
90 (3-Cyl.)	1987	BEL	9483121 and Up	39333	N/A	N/A	N/A
90 (4-Stroke)	1999 & Up	USA	0G960500-1B226999	-	N/A	36390	N/A
90 (4-Stroke) (EFI) (1596cc)	1999 & Up	USA	1B172291-1B366822	-	N/A	36390	N/A
95 (950) (6-Cyl.)	1966-67	-	1869776-2318585	39334	N/A	N/A	N/A
100 (1000) (6-Cyl.)	1964-68	-	1768404-2641854	39334	N/A	N/A	N/A
100 (4-Cyl.)	1988-98	USA	0B209468 and Up	39331	N/A	N/A	N/A
100 (4-Cyl.)	1988-98	BEL	9523034 and Up	39331	N/A	N/A	N/A
105 Jet (V6)	1996 & Up	USA	0D082000 and Up	39520	N/A	35850	N/A
110 (1100) (6-Cyl.)	1966-67	-	1870204-2314955	39334	N/A	N/A	N/A
115 (1150, 115) (6-Cyl.)	1973-79	USA	3525441 and Up	39550	N/A	N/A	N/A
115 (1150, 115) (6-Cyl.)	1973-79	AUS	8008665 and Up	39550	N/A	N/A	N/A
115 (1150, 115)	1978-79	CAN	7112248 and Up	39550	N/A	N/A	N/A













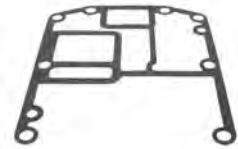










# Mercury / Mariner / Force

## HEAD GASKETS AND GASKET KIT APPLICATIONS CONT.

Model	Year	Country	Serial No. Range	Gasket Kit	Head O-Rings	Head Gaskets	Head Seals
115 (4-Cyl.)	1988-93	USA	0C100000 and Up	39331	N/A	N/A	N/A
115 (4-Cyl.)	1988-93	BEL	9559771 and Up	39331	N/A	N/A	N/A
115 (4-Stroke) (EFI) (1741cc)	1999 & Up	USA	0T209000-1B366822	-	N/A	36390	N/A
125 (4-Cyl.)	1994-98	USA	0D283222 and Up	39331	N/A	N/A	N/A
125 (4-Cyl.)	1994-98	BEL	9793577 and Up	39331	N/A	N/A	N/A
140 (140, 1400) (6-Cyl.)	1972	USA	3293234-3502805	39550	N/A	N/A	N/A
140 (140, 1400) (6-Cyl.)	1978-79	USA	4865678 and Up	39550	N/A	N/A	N/A
140 (140, 1400) (6-Cyl.)	1978-79	AUS	8052650 and Up	39550	N/A	N/A	N/A
140 (140, 1400) (6-Cyl.)	1978-79	CAN	7112773 and Up	39550	N/A	N/A	N/A
150 (1500) (6-Cyl.)	1973-78	USA	3502806-5327662	39550	N/A	N/A	N/A
150 (1500) (6-Cyl.)	1973-78	AUS	8005615-8052649	39550	N/A	N/A	N/A
150 (1500) (6-Cyl.)	1973-77	CAN	7010533-7112772	39550	N/A	N/A	N/A
V-135	1986-88	USA	0A904646-0C239552	39440	N/A	35880	N/A
V-135	1991	USA	0C239553-0G960499	39520	N/A	35850	N/A
V-135	1996-98	USA	0G960500-0T178499	-	N/A	35850	N/A
V-135 DFI	1992-95	USA	0C590000-0G960499	39338	N/A	N.L.A.	N/A
V-135 DFI	1998	USA	0G960500 and Up	39338	81553	N/A	81554
V-140 Jet	1996-98	USA	0D082000-0G960499	39520	N/A	35870	N/A
V-150 (150, 1500)	1973-77	USA	4868998-6042945	39340	N/A	35910	N/A
V-150	1982-90	USA	6042946-0C239552	39340	N/A	35910	N/A
V-150	1988-91	USA	0C239553-0G960499	39520	N/A	35850	N/A
V-150	1996-98	USA	0G960500 and Up	39338	81553	N/A	81554
V-150 (XR4 / Magnum II)	1988	USA	0B242885-0C239552	39450	N/A	35860	N/A
V-150 (XR4)	1991	USA	0C239553-0D081999	39520	N/A	35890	N/A
V-150 (XR6 / Magnum III)	1992-95	USA	0D082000-0G960499	39520	N/A	35870	N/A
V-150 (XR6 / Magnum III)	1996-98	USA	0G960500 and Up	39338	81553	N/A	81554
V-150 EFI	1993-98	USA	0D082000-0G960499	39520	N/A	35870	N/A
V-150 EFI	1996-98	USA	0G960500-0T408999	39520	N/A	35870	N/A
V-150 EFI	1996-98	USA	0T409000 and Up	-	81553	N/A	81554
V-150 DFI	1998	USA	0D590000-0G960499	39338	N/A	N.L.A.	N/A
V-150 DFI	1998	USA	0G960500 and Up	39338	81553	N.L.A.	81554
V-175 (175, 1750)	1976-81	USA	4301235-6618750	39340	N/A	35910	N/A
V-175 (175, 1750)	1976-79	AUS	8058870 and Up	39340	N/A	35910	N/A
V-175	1985-88	USA	6618751-0C239552	39450	N/A	35860	N/A
V-175	1991	USA	0C239553-0D081999	39520	N/A	35890	N/A
V-175	1992-95	USA	0D082000-0G960499	39520	N/A	35870	N/A
V-175 EFI	1992-95	USA	0D000750-0D081999	39520	N/A	35890	N/A
V-175 EFI	1992-95	USA	0D082000-0G960499	39520	N/A	35870	N/A
V-175 EFI	1992-98	USA	0D960500-0T408999	-	81553	N/A	81554
V-175 EFI	1992-98	USA	0T409000-0T800999	-	81553	N/A	81554
V-175 EFI	1992-98	USA	0T178500 and Up	39338	81553	N/A	81554
V-200 (200, 2000)	1978-79	USA	4839034-6073191	39560	N/A	35900	N/A
V-200 (200, 2000)	1980-81	AUS	8061595-8065672	39560	N/A	35900	N/A
V-200	1982	USA	6073192-6203990	39560	N/A	35900	N/A
V-200	1983	USA	6203991-0C291519	39250	N/A	35860	N/A
V-200	1991	USA	0C291520-0D081999	39520	N/A	35870	N/A
V-200	1992-95	USA	0D082000 and Up	39520	N/A	35870	N/A
V-200	1996-98	USA	0G960500 and Up	-	81553	N/A	81554
V-200 EFI	1989-90	USA	0C100861-0C291519	39332	N/A	35860	N/A
V-200 EFI	1991	USA	0C291520-0G960499	39520	N/A	35870	N/A
V-200 EFI	1996-98	USA	0G960500-0T408999	-	81553	N/A	81554
V-200 EFI (2.5L)	1996-98	USA	0T409000 and Up	-	81553	N/A	81554
V-200 EFI (3.0L)	1996-98	USA	0T750164-0T598999	-	81552	N/A	81555
V-200 EFI (3.0L)	1996-98	USA	0T599000 and Up	-	-	N/A	81555
V-200 DFI (3.0L)	1997	USA	0G386496-0G589999	-	81551	N/A	81555
V-200 DFI (3.0L)	1998	USA	0G590000-0G960499	-	81551	N/A	81555
V-200 DFI (3.0L)	1998	USA	0G960500-0T178499	-	81551	N/A	81555
V-200 DFI (3.0L)	1998	USA	0T178500-0T598999	-	81552	N/A	81555
V-200 DFI (3.0L)	1998	USA	0T599000 and Up	-	-	N/A	81555
V-220	1987-88	USA	0B117316 and Up	39332	N/A	35860	N/A
V-225	1980-81	USA	5628028 and Up	39560	N/A	35900	N/A
V-225	1994-98	USA	0D280813-0T178499	-	81551	N/A	81555
V-225	1994-98	USA	0T178500-0T408999	-	81552	N/A	81555
V-225 Sea Pro	1994-98	USA	0G245605-0T408999	-	81551	N/A	81555
V-225 EFI (3.0L)	1995-98	USA	0G129222-0T408999	-	81551	N/A	81555
V-225 EFI (3.0L)	1995-98	USA	0T409000-0T598999	-	81552	N/A	81555
V-225 EFI (3.0L)	1995-98	USA	0T599000 and Up	-	81552	N/A	81555
V-225 DFI (3.0L)	1998	USA	0G590000-0G960499	-	81551	N/A	81555
V-225 DFI (3.0L)	1998	USA	0G960500-0T178499	-	81551	N/A	81555
V-225 DFI (3.0L)	1998	USA	0T178500-0T598999	-	81552	N/A	81555
V-225 DFI (3.0L)	1998	USA	0T599000 and Up	-	-	N/A	81555
V-250 EFI (3.0L)	1995-98	USA	0T409000-0T598999	-	81552	N/A	81555
V-225 EFI (3.0L)	1995-98	USA	0T599000 and Up	-	-	N/A	81555
V-250 (3.4L)	1989-94	USA	0C101891 and Up	-	81560	N/A	-
V-250 EFI (3.0L)	1995-98	USA	0G129222-0T408999	-	81551	N/A	81555
V-275 (3.4L)	1989-94	USA	0C101891 and Up	-	81560	N/A	-
V-300 (3.4L)	1980-87	USA	5611648 and Up	N.L.A.	81560	N/A	-











# Mercury / Mariner / Force

POWERHEAD MOUNTING GASKETS - 2, 3, L4 & L6-CYLINDER			
<p><b>No. 32110</b> OEM: 27-89937</p>  <p>4, 4.5, 7.5, 9.8 HP 1-Cyl.</p>	<p><b>No. 35570</b> OEM: 27-19186-1</p>  <p>6, 8, 9.9, 10, 15 HP 2-Cyl. Cyl. Block to Mounting Plate</p>	<p><b>No. 32780</b> OEM: 27-41670006</p>  <p>15, 18, 20, 25 HP 2-Cyl. Cyl. Block to Mounting Plate</p>	<p><b>No. 30170</b> OEM: 27-39401</p>  <p>20 (200) HP 2-Cyl. Cyl. Block to Mounting Plate</p>
<p><b>No. 30180</b> OEM: 27-39402</p>  <p>20 (200) HP 2-Cyl. Mounting Plate to Drive Shaft Housing</p>	<p><b>No. 31640</b> OEM: 27-62860-1</p>  <p>35 HP 2-Cyl. Cyl. Block to Mounting Plate</p>	<p><b>No. 37861</b> OEM: 27-828553</p>  <p>30, 40, 45 Jet, 50, 55, 60 HP 3-Cyl.</p>	<p><b>No. 30570</b> OEM: 27-60317</p>  <p>65 (650) HP 3-Cyl. Cyl. Block to Mounting Plate</p>
<p><b>No. 31980</b> 30, 35, 40, 45, 50, 60 HP 3 &amp; 4-Cyl. OEM: 27-88451-1</p>  <p>Cyl. Block to Mounting Plate</p> <p><b>No. 31400</b> OEM: 27-38501-1</p>  <p>Mounting Plate to Drive Shaft Housing</p>	<p><b>No. 30990</b> OEM: 27-79650-1</p>  <p>45, 50 HP L4-Cyl. Cyl. Block to Mounting Plate</p>	<p><b>No. 37610</b> OEM: 27-43008-6</p>  <p>54-125 HP 3 &amp; L4-Cyl. Mounting Plate to Drive Shaft Housing</p>	<p><b>No. 32830</b> OEM: 27-43007-5</p>  <p>65-125 HP 3 &amp; L4-Cyl. Cyl. Block to Mounting Plate</p>
<p><b>No. 32840</b>  OEM: 27-826550</p>  <p>Force 3 &amp; 4-Cyl.</p>	<p><b>No. 32841</b>  OEM: 27-826549</p>  <p>Force 3 &amp; 4-Cyl.</p>	<p><b>No. 30330</b> OEM: 27-48801</p>  <p>65 (650), 80 (800), 115 (1150), 125 (1250), 135 (1350) HP L4-Cyl. Mounting Plate to Drive Shaft Housing</p>	<p><b>No. 31450</b> OEM: 27-47257</p>  <p>65 (650), 90 (900), 100 (1000), 110 (1100) HP L4 &amp; L6-Cyl. Cyl. Block to Mounting Plate</p>
<p><b>No. 30160</b> OEM: 27-38471</p>  <p>65 (650), 90 (900), 100 (1000), 110 (1100) HP L4 &amp; L6-Cyl. Mounting Plate to Drive Shaft Housing</p>	<p><b>No. 31720</b> OEM: 27-69238-1</p>  <p>75, 80, 85, 90, 115, 140 L4 &amp; L6-Cyl. Cyl. Block to Mounting Plate</p>	<p><b>No. 30700</b> OEM: 27-66102-1</p>  <p>75, 80, 85, 90, 115, 140 L4 &amp; L6-Cyl. Mounting Plate to Drive Shaft Housing</p>	<p><b>No. 30710</b> OEM: 27-66335</p>  <p>85 (850), 115 (1150), 150 (1500) HP L4-Cyl. Mounting Plate to Drive Shaft Housing</p>

# Mercury / Mariner / Force

## POWERHEAD MOUNTING GASKETS - V6

<p><b>No. 32510</b> OEM: 27-991744</p>  <p>140 Jet, 115, 135, 140, 150, 175, 200, 225 HP V6 Mounting Plate to Drive Shaft Housing</p>	<p><b>No. 32540</b> OEM: 27-99776-1</p>  <p>135, 150 (1500), 175 (1750) HP s/n 6042946 &amp; Up Cyl. Block to Mounting Plate</p>	<p><b>No. 32520</b> OEM: 27-99176-4</p>  <p>135, 150, 175, 200 HP V6 (1750) s/n 6618751 &amp; Up Cyl. Block to Mounting Plate</p>	<p><b>No. 31870</b> OEM: 27-75909</p>  <p>175 (1750) HP V6 s/n 6618750 &amp; Below Cyl. Block to Mounting Plate</p>
<p><b>No. 37620</b> OEM: 27-823142-2</p>  <p>150-225 HP 2.5L V6 Cyl. Block to Mounting Plate</p>	<p><b>No. 37570</b> OEM: 27-18307-6</p>  <p>115-200 HP 2.5L V6 Exhaust Plate to Mounting Plate</p>	<p><b>No. 32530</b> OEM: 27-99177-2</p>  <p>135, 150, 175, 200 HP V6 (1750) s/n 6618751 &amp; Up Mounting Plate to Drive Shaft Housing</p>	<p><b>No. 32870</b> OEM: 27-75786</p>  <p>175 (1750) HP V6 s/n 6618750 &amp; Below Mounting Plate to Drive Shaft Housing</p>

## CRANKCASE GASKETS



<p><b>No. 30450</b> OEM: 27-55158</p>  <p>35, 40 HP 2-Cyl.</p>	<p><b>No. 30930</b> OEM: 27-60286</p>  <p>50, 60, 650, 70 HP 3-Cyl.</p>	<p><b>No. 30430</b> OEM: 27-53650</p>  <p>75, 80, 800, 85, 850 HP L4-Cyl.</p>	<p><b>No. 31580</b> OEM: 27-53862</p>  <p>90-275 HP L6-Cyl. &amp; V6</p>	<p><b>No. 30890</b> OEM: 27-11338</p>  <p>135-220 HP V6</p>
--	---	---	---	---

## CYLINDER BLOCK COVER GASKETS















<p><b>No. 31950</b> OEM: 27-41382</p>  <p>7.5, 9.8 HP 2-Cyl.</p>	<p><b>No. 30260</b> OEM: 27-43777-2</p>  <p>30 Jet, 40, 45 HP 4-Cyl.</p>	<p><b>No. 31920</b> OEM: 27-856729</p>  <p>35, 40 HP 2-Cyl.</p>	<p><b>No. 31890</b> OEM: 27-85487</p>  <p>45, 50 HP 4-Cyl.</p>
<p><b>No. 30270</b> OEM: 27-43779-2</p>  <p>50, 60 HP 3-Cyl.</p>	<p><b>No. 32090</b> OEM: 27-88449</p>  <p>70 HP 3-Cyl.</p>	<p><b>No. 32420</b> OEM: 27-96171-1</p>  <p>75 HP 3-Cyl.</p>	<p><b>No. 37460</b> OEM: 27-819024-2 </p>  <p>Force 4-Cyl.</p>

# Mercury / Mariner / Force

## CYLINDER BLOCK COVER GASKETS CONT.

<p><b>No. 30980</b> OEM: 27-78410</p>  <p>9.9 (Force) 20 (200) HP</p>	<p><b>No. 37660</b> OEM: 27-43005-7</p>  <p>65 Jet, 75, 90 HP 3-Cyl.</p>	<p><b>No. 32010</b> OEM: 27-85493</p>  <p>80 (800) 4-Cyl.</p>	
<p><b>No. 37670</b> OEM: 27-4A328-4</p>  <p>80 Jet, 100, 115, 125 HP 4-Cyl.</p>	<p><b>No. 32320</b> OEM: 27-98185-3</p>  <p>90, 115 HP L6-Cyl.</p>	<p><b>No. 30680</b> OEM: 27-65788</p>  <p>150-220 HP V6 Design I</p>	<p><b>No. 32440</b> OEM: 27-96278</p>  <p>150-220 HP V6 Design II</p>

## REED BLOCK GASKETS

<p><b>No. 36750</b> OEM: 27-41417-2</p>  <p>15, 20, 25 HP 2-Cyl.</p>	<p><b>No. 36760</b> OEM: 27-41418-1</p>  <p>15, 20, 25 HP 2-Cyl. Carb. Adapter Plate</p>	<p><b>No. 36900</b> OEM: 27-812868</p>  <p>30, 40, 45 Jet, 50, 55, 60 HP 3-Cyl.</p>	<p><b>No. 36901</b> OEM: 27-812869</p>  <p>30, 40, 45 Jet, 50, 55, 60 HP 3-Cyl. Induction Manifold</p>	<p><b>No. 32220</b> OEM: 27-13937-6</p>  <p>75-125 HP 3 &amp; L4-Cyl.</p>
<p><b>No. 36940</b> OEM: 27-819114</p>  <p>70, 75 HP, 3-Cyl. Force (1998 &amp; Below)</p>	<p><b>No. 36950</b> OEM: 27-819113</p>  <p>70, 75 HP, 3-Cyl. Force (1998 &amp; Below)</p>	<p><b>No. 30017</b> OEM: 27-819733</p>  <p>3-Cyl. (Carb.) Force</p>	<p><b>No. 37220</b> OEM: 27-F85168-2</p>  <p>3-Cyl. (Carb.) Force</p>	<p><b>No. 37320</b> OEM: 27-828316</p>  <p>4-Cyl. Force</p>
<p><b>No. 37370</b> OEM: 27-F406406</p>  <p>4-Cyl. Force</p>	<p><b>No. 30670</b> OEM: 27-65744-3</p>  <p>175 (1750), 200 (2000), 250, 275 HP V6</p>	<p><b>No. 32450</b> OEM: 27-96761-1</p>  <p>200 (2000) HP V6</p>	<p><b>No. 30970</b> OEM: 12775-4</p>  <p>200 HP, 2.5L EFI, V6</p>	<p><b>No. 36902</b> OEM: 27-850283</p>  <p>200DFI, 225DFI, 3.0L V6</p>
<p><b>No. 37550</b> OEM: 27-813859</p>  <p>200 HP, 240 EFI, Jet V6</p>	<p><b>No. 36903</b> OEM: 27-814195-1</p>  <p>200, 225, 250, 300HP, 3.0L V6</p>	<p><b>No. 37530</b> OEM: 27-14697-2</p>  <p>Most V6</p>	<p><b>No. 37540</b> OEM: 27-16737-1</p>  <p>V6 Adaptor Plate</p>	<p><b>No. 31680</b> OEM: 27-93536-1</p>  <p>V6 Reed Block Housing</p>

# Mercury / Mariner / Force

## TRANSFER PORT COVER GASKETS

**No. 30060**

OEM: 27-27936-1



30 Jet, 40, 45 HP L4-Cyl.

**No. 31600**

OEM: 27-55279-1



35 HP 2-Cyl.

**No. 30940**

OEM: 27-76862-1



50, 60, 70 HP 3-Cyl.

**No. 37120**

OEM: 27-820500-3



3-Cyl. & 4-Cyl. Force Sport Jet

**No. 30880**

OEM: 27-73645



75, 80 (800),  
85 (850) HP L4-Cyl.

**No. 32850**

OEM: 27-62107



80 (800) 85 (850) HP L4-Cyl.

**No. 30400**

OEM: 27-52891



80 (800), 1000 BP  
150 BP 4-Cyl.

**No. 32070**

OEM: 27-856730



90, 115, 140 HP L6-Cyl.

**No. 32860**

OEM: 27-64941



90 (900), 115 (1150)  
140 (1400), 1150 HP L6-Cyl.

## BAFFLE PLATE-EXHAUST MANIFOLD GASKETS

**No. 31960**

OEM: 27-78409



20 (200) HP

**No. 31970**

OEM: 27-78411



20 (200) HP

**No. 30770**

OEM: 27-69525-2



50, 60, 65 (650), 70 HP 3-Cyl.

**No. 30800**

OEM: 27-70335-1



50, 60, 65 (650), 70 HP 3-Cyl.

**No. 30550**

OEM: 27-60309



65 (650) HP 3-Cyl.

**No. 30650**

OEM: 27-60308



65 (650) HP 3-Cyl.

**No. 37450**

OEM: 27-819023-1



Force  
70, 75 HP 3-Cyl. (Carb.)

**No. 30410**

OEM: 27-52894



80 (800) HP 4-Cyl.

**No. 30420**

OEM: 27-52895






80 (800) HP 4-Cyl.



# Mercury / Mariner / Force

## BAFFLE PLATE-EXHAUST MANIFOLD GASKETS CONT.

<p><b>No. 31930</b> OEM: 27-78035</p>  <p>7.5 (75), 11 (110) HP 2-Cyl.</p>	<p><b>No. 31780</b> OEM: 27-85491-3</p>  <p>30 Jet, 40, 45, 50 HP 4-Cyl.</p>	<p><b>No. 31790</b> OEM: 27-85492-4</p>  <p>30 Jet, 40, 45, 50 HP 4-Cyl.</p>	<p><b>No. 31910</b> OEM: 27-856728</p>  <p>35, 40 HP 2-Cyl.</p>	<p><b>No. 32930</b> OEM: 27-85488-2</p>  <p>35, 40 HP 2-Cyl.</p>
<p><b>No. 30760</b> OEM: 27-69524-2</p>  <p>50, 60, 65 (650), 70 HP 3-Cyl.</p>	<p><b>No. 30640</b> OEM: 27-64859</p>  <p>65 (650) HP 3-Cyl.</p>	<p><b>No. 37650</b> OEM: 27-43004-7</p>  <p>65 Jet, 75, 90 HP 3-Cyl.</p>	<p><b>No. 32940</b> OEM: 27-85496-1</p>  <p>75 HP 4-Cyl.</p>	<p><b>No. 32950</b> OEM: 27-85498-1</p>  <p>75 HP 4-Cyl.</p>
<p><b>No. 32050</b> OEM: 27-85497-2</p>  <p>90, 115 HP L6-Cyl.</p>	<p><b>No. 32280</b> OEM: 27-85495-2</p>  <p>90, 115 HP L6-Cyl.</p>	<p><b>No. 37640</b> OEM: 27-13958-1</p>  <p>80 Jet, 100, 115, 125 HP L4-Cyl. use with 44324C1 / 44325C1 Baffle Plate-Exhaust Cover</p>	<p><b>No. 37680</b> OEM: 27-812775-4</p>  <p>80 Jet, 100, 115, 125 HP L4-Cyl. use with 44324C2 / 44325C2 Baffle Plate-Exhaust Cover</p>	<p><b>No. 37690</b> OEM: 27-812775-5</p>  <p>80 Jet, 100, 115, 125 HP L4-Cyl. use with 44324C2 Baffle Plate-Exhaust Cover</p>

## V6 DIVIDER PLATE GASKETS

<p><b>No. 32150</b> OEM: 27-90484-1</p>  <p>135, 150, 220, 225 (2.4L) HP XR4</p>	<p><b>No. 37560</b> OEM: 27-19050-3</p>  <p>140 Jet, 150 Jet, 135-200 (2.5L) HP</p>	<p><b>No. 31880</b> OEM: 27-76636</p>  <p>150, 175, 200 HP</p>
---	--	---



# Mercury / Mariner / Force

## WATER JACKET COVER GASKETS

**No. 37660**

OEM: 27-43005-7



65 Jet, 75, 90 HP 3-Cyl.

**No. 30900**

OEM: 27-73665



75, 80, 85 HP L4-Cyl.

**No. 37670**

OEM: 27-44328-4



80 Jet, 100, 115, 125 HP L4-Cyl.

**No. 31730**

OEM: 27-72142-1



90, 115 HP L6-Cyl.

## SOUND ATTENUATOR GASKETS

**No. 30740**

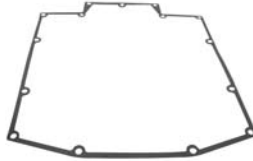
OEM: 27-67275-1



135, 150, 175, 200 HP V6

**No. 37520**

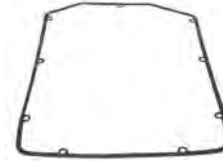
OEM: 27-18889-1



135, 150, 175, 200 (2.5L) V6

**No. 32310**

OEM: 27-87736-1



200, 225 (2.4L) HP V6

## MISCELLANEOUS GASKETS

**No. 30620**

OEM: 27-62396



35, 40 HP  
Cover Mounting Bracket to Block

**No. 30720**

OEM: 27-66847



35, 40 HP  
Cover Mounting Bracket to Block

**No. 30310**

OEM: 27-47190



50, 60 HP  
Ignition Drive Cap

**No. 30520**

OEM: 27-60280-1



50, 60 HP  
Exh. Plate to Exhaust Tube

**No. 30780**

OEM: 27-69860



80, 85 HP L4-Cyl.  
Drive Shaft Hsg. Plate to Exh. Ext.

**No. 37630**

OEM: 27-13461-2



80 Jet, 100, 115, 125 HP L4-Cyl.  
Induction Manifold

**No. 30070**

OEM: 27-29166



(300), (400), (450), (500), (650) L4-Cyl.  
Magneto Cover

**No. 30050**

OEM: 27-25725



(450), (500), (650) L4-Cyl.  
End Cap Cover

**No. 37185**

OEM: 27-F686472



4-Cyl. Force  
Bypass Gasket



**No. 30280**

OEM: 27-46351



(500), (650), (950),  
(1100), (1250)  
L4 & L6-Cyl.  
Adaptor to Primary Housing

**No. 30600**

OEM: 27-62362



L6-Cyl.  
Megaphone to  
Drive Shaft Housing

**No. 31990**

OEM: 27-78690



V6  
Relief Value Plate

**No. 32880**

OEM: 27-78246-1



V6  
Drive Shaft Hsg. Plate  
to Exh. Ext.

## Limited Warranty of GLM Products, Inc.

1. This product of GLM Products, Inc. ("GLM") is warranted to be free from defects in material and workmanship for a period of two years from the date of purchase for aluminum elbow/manifold and all other GLM parts and accessories, three years from the date of purchase for cast iron elbow/manifold. Products used for commercial, rental, or income producing activity are warranted for a period of ninety (90) days. Only a person who has proof of purchase of the GLM product will receive warranty service.
2. GLM does not warrant or make any representations in respect to installation errors made by a servicing dealer, servicing mechanic, or the individual. This warranty applies to defects in material and workmanship only, it does not apply to the following: alteration, removal of parts, adjustments, tune-ups, normal wear, damages due to accident, improper installation or service, misuse, neglect, lack of maintenance, use of any accessory or part not manufactured or sold by GLM, operation with fuels, oils, or lubricants which are not suitable for use with the product, water entering engine cylinder through exhaust system or carburetor, participation in or preparing for racing or other competitive activity or operating with a racing type lower unit. GLM's liability under this warranty shall be terminated on any part damaged by flood, fire, storm, or other natural acts or where the model number and other identification has been altered, defaced or removed.
3. GLM will not be liable for any labor charges and incidental, consequential (such as loss of business), special or indirect damages resulting from the product or caused by the defect or reasonable delay in correcting the defect are not covered under the warranty.
4. GLM reserves the right to inspect and determine whether or not any part has failed due to a defect in material or workmanship. **Do not disassemble any parts including drive units that have been assembled by GLM. GLM's obligation shall be limited to repairing, replacing or crediting the product determined to be defective, at GLM's sole discretion:** GLM reserves the right to credit refund your purchase price for the product rather than repair or replace the product, or any part thereof. Any part is covered only for the original warranty period. Once the warranty on the product has expired, the warranty on any replaced or repaired part also expires. GLM shall be allowed to keep parts it deems defective under this warranty.
5. **ALL WARRANTIES BY AND FROM GLM, EXPRESS OR IMPLIED, INCLUDING WITHOUT LIMITATION IMPLIED WARRANTIES OF MERCHANTABILITY AND FITNESS FOR A PARTICULAR PURPOSE, ARE LIMITED IN DURATION TO THE DURATION OF THIS WARRANTY FOR THE PRODUCT INVOLVED. GLM DOES NOT WARRANT, GUARANTEE OR MAKE ANY REPRESENTATIONS REGARDING THE USE OR THE RESULTS OF THE USE OF THE PRODUCT IN TERMS OF ITS CORRECTNESS, RELIABILITY OR OTHERWISE. THE ENTIRE RISK AS TO THE RESULT AND PERFORMANCE OF THE PRODUCT IS ASSUMED BY YOU. IN NO EVENT WILL GLM, OR ITS RESPECTIVE DIRECTORS, OFFICERS, EMPLOYEES OR AGENTS (COLLECTIVELY, "GLM") BE LIABLE TO YOU FOR ANY CONSEQUENTIAL, INCIDENTAL, SPECIAL OR INDIRECT DAMAGES (INCLUDING DAMAGES FOR LOSS OF BUSINESS PROFITS, BUSINESS INTERRUPTION, LOSS OF BUSINESS INFORMATION AND THE LIKE) ARISING OUT OF THE USE OR INABILITY TO USE THE PRODUCT.** GLM's liability to you for actual damages from any cause whatsoever, and regardless of the form of the action (whether in contract, tort (including negligence), product liability or otherwise), will be limited to the purchase price paid for the product. No GLM dealer, agent or employee is authorized to make any modification or extension to this warranty. Because some states do not allow the exclusion of implied warranties and/or the exclusion or limitation of liability for consequential or incidental damages, the above limitations may not apply to you. This warranty gives you specific legal rights, and you may have other rights which vary from state to state.
6. You are required to notify GLM of any defect within the applicable warranty period and immediately obtain from GLM or its distributor a warranty application and a GLM RGA number. Upon GLM's receipt of the completed warranty application and part claimed under this warranty (with the GLM RGA number marked on the shipping and packaging of the part), GLM will inspect the part for warranty coverage. Only when the defect is covered by the warranty will the part be repaired or replaced, at GLM's sole option. If warranty service is required, you must deliver your product, at your expense, with proof-of-purchase (including original purchase invoice and invoice for installation of warranted part) to GLM for repair. Service is provided by GLM at its corporate headquarters at 705 Los Angeles Avenue, Monrovia, California 91016, Tel: (626) 357-0077, Fax: (626) 357-0600. When repair is completed, GLM will ship back to its indicated address. Shipping methods will be determined by GLM.
7. This warranty comprises the sole and entire warranty pertaining to the product furnished to you by GLM, and GLM makes no other warranty, guarantee or representation of any kind whatsoever pertaining to the product. Any other representations, or promises by any person are unauthorized and are not binding upon GLM unless in writing.

# Warranty Service Procedure

1. GLM will directly and promptly approve and honor legitimate warranty claims on product only under the condition that the claim is made through a servicing Dealer. **\*\*Do not disassemble any parts including drive units that have been assembled by GLM.\*\***
2. GLM will credit or reimburse the Dealer for qualified warranty claims submitted that comply to GLM identified warranty policies.

ANY CLAIM UNDER GLM'S WARRANTY (Please see Limited Warranty of GLM Products) SHALL BE IN WRITING TO GLM PRODUCTS, INC. WITHIN THE WARRANTY PERIOD. TO ASSURE FAST AND EFFICIENT SERVICE PLEASE SHIP ALL WARRANTY PART(S) AND DOCUMENTATION DIRECTLY TO GLM. ALL WARRANTY CLAIM PRODUCTS MUST BE SHIPPED FREIGHT PREPAID TO GLM FOR WARRANTY INSPECTION. (FREIGHT CHARGES WILL BE REIMBURSED ONLY UPON APPROVAL ON WARRANTY)

1. All returns must have a GLM "RGA #" assigned (contact GLM directly for the "Return Goods Authorization #"). It is imperative to indicate this number on outside of all boxes and included on all submitted documentation. No returns will be accepted without an RGA #.
2. All returns must accompany a copy of the completed warranty application. (Application is available at [www.glmmarine.com](http://www.glmmarine.com), in the back of each GLM's catalog or through your GLM distributor.)
3. **ALL** parts involved in the claim.
4. Copy of invoices as follows:
  - Original purchase invoice from distributor.
  - Original invoice for installation of warranted parts.
  - Proposed invoice/ work-order to GLM, if any, for warranty claim.NOTE: GLM complies with OEM standard flat hours and rates.  
Copies of all invoices for items in above proposed invoice.

## Send parcel(s) to:

**GLM Products, Inc. - Warranty  
705 Los Angeles Avenue  
Monrovia, CA 91016  
RGA#**







# GLM MANIFOLD CATALOG




Over 370 quality manifold replacement parts available for...

**MerCruiser**

**OMC**

**Volvo Penta**

**Barr/Indmar/Marine Power**



**Request your copy today!**



GLM Products, Inc. · 705 Los Angeles Avenue · Monrovia, CA 91016 USA  
 TEL (626) 357-0077 · FAX (626) 357-0600  
 info@glmmarine.com

An instant copy of our catalog can be downloaded from our website at:

**[www.glmmarine.com](http://www.glmmarine.com)**




GLM Products, Inc.  
705 Los Angeles Avenue  
Monrovia, CA 91016 USA  
TEL (626) 357-0077  
FAX (626) 357-0600  
info@glmmarine.com



Quality replacement parts catalogs for:

-  **MerCruiser**
-  **OMC/Volvo Penta**
-  **Johnson/Evinrude**
-  **Mercury/Mariner/Force**
-  **Yamaha** (Suzuki, Honda, Tohatsu, Nissan)

For catalog availability, visit us on the web at:  
[www.glmmarine.com](http://www.glmmarine.com)



**Manifold Catalog**

**\$0.00 USD Digital Copy**  
GMA14V1

*Mercury/Mariner/Force are registered trademarks of Brunswick Corporation.*