



www.glmmarine.com



Quality Replacement Parts for

OMC/Volvo Penta



GLM is committed to producing the highest quality and cost efficient aftermarket marine products in the industry. At GLM, we use only the highest quality materials and most advanced technology for our product line, enabling us to produce the most reliable and compatible products for the marine aftermarket parts industry.

GLM offers an exciting line of exceptional products, which are brand new from factory and compatible and interchangeable with OEM application. Our in-house design and engineering teams enable us to make improvements on original OEM materials and designs. At GLM, we strive to include all new advancements, improvements, and superior materials with the ever-changing world of technology.

Consider the many additions to the GLM line over the past several years. No other aftermarket manufacturer can compare with our variety of gears, shafts, carriers, drives, and cases, that GLM has developed and re-designed. When you invest in a GLM product, you can be assured that you are receiving the highest quality aftermarket marine products available. GLM is the only source for innovation and exclusive aftermarket products.

At GLM, we deliver the highest quality and most complete line of aftermarket marine parts worldwide.



GLM Products, Inc.
705 Los Angeles Avenue
Monrovia, CA 91016 USA
(626) 357-0077 TEL
(626) 357-0600 FAX
info@glmmarine.com



Quality replacement parts catalogs for:

-  **Yamaha** (Suzuki, Honda, Tohatsu, Nissan)
-  **MerCruiser**
-  **OMC | Volvo Penta**
-  **Johnson | Evinrude**
-  **Mercury | Mariner | Force**

For catalog availability, visit us on the web at: www.glmmarine.com



Manifold Catalog
&
Anode Brochure

Contents of this catalog are copyrighted.
Reproduction of any or all of its contents is prohibited.

We have prepared this catalog to provide you with information that is helpful and accurate as possible. Although care has been taken to assure the accuracy of the data presented in this catalog, GLM Products, Inc. does not assume any liability for errors or omissions.

All illustrations used in this catalog are intended as representative views for reference only.

TABLE OF CONTENTS

COBRA SX STERNDRIVE	OMC COBRA STERNDRIVE
<i>Cobra SX Replacement Sterndrives (1994 & Up)</i> Section 1	<i>Section 4 continued...</i>
Upper Gear Housing Breakdown (1994 & Up)..... 6-7	Lower Gear Housing Components 48-49
Lower Gear Housing Breakdown (1994 & Up)..... 8-9	Lower Gear Housing Shift Shaft (1986-1993) 50
Transom Assembly Breakdown (1994 & Up) 10-11	Lower Gear Housing Drive Shaft (1986-1993) 51
U-Joint Bellows 12	<i>OMC Cobra Transom Assembly Parts (1986-1993)</i> Section 5
Exhaust Bellows - External 12	Transom Assembly - Breakdown (1986-1993) 54-55
Gimbal Bearing 12	Shift Cable (1986-1993) 56
Thrust Plates 12	Rear Motor Mounts 56
Drive Shaft Assembly - Upper 13	Transom Bellows 57
U-Joints 13	Transom Service Kit (1986-1993) 57
Gear Housing Seal Kits 13	Drive Installation Kit (1986-1993) 57
Bearing Carrier Bearings & Oil Seals 14	Gimbal Bearing 57
Shift Lever Oil Seal 14	<i>OMC Cobra Seawater Pump Parts (1986-1993)</i> Section 6
Drive Shaft - Lower 15	Seawater Pump Parts 60
Prop Shaft 15	
Trim Tab 16	
OMC COBRA STERNDRIVE	OMC STRINGER STERNDRIVE
<i>OMC Cobra Replacement Sterndrives (1986-1993)</i> Section 2	<i>OMC Stringer Upper Gear Housing Parts (1985 & Older)</i> Section 7
Sterndrive Unit Application 18	Upper Gear Housing - Applications 62
Complete Upper Gear Housing Assembly 19	Upper Gear Housing - Complete 63
Complete Lower Gear Housing Assembly 19	Upper Gear Housing - Empty 64
<i>OMC Cobra Upper Gear Housing Parts (1986-1993)</i> Section 3	Bearing Retainer - Assemblies 65
Upper Gear Housing - Complete (1986-1993) 22	Upper Gear Housing - Rebuild Kits 65
Upper Gear Housing - Empty (1986-1993) 23	Upper Gear Housing - Seal Kits 66
Upper Gear Housing - Assembly & Rebuild Kits (1986-1993) 24	Upper Gear Sets 67
Upper Gear Housing - Seal Kits (1986-1993) 25	Upper Gear Housing - Breakdown (1973-1985) 68-69
Upper Gear Housing Kits - Applications (1986-1993) 25	Upper Gear Housing Components 70-71
Upper Gear Set Assembly (1986-1993) 26	Drive Shafts 72
Upper Gear Sets (1986-1993) 27	Steering Components 73
Upper Gear Housing - Breakdown (1986-1993) 28-29	<i>OMC Stringer Lower Gear Housing Parts (1985 & Older)</i> Section 8
Gear Housing Components (1986-1993) 30-32	Upper & Lower Gear Housing - Applications 76
Gear Housing Drive Shaft (1986-1993) 33	Lower Gear Housing - Complete 77
<i>OMC Cobra Lower Gear Housing Parts (1986-1993)</i> Section 4	Lower Gear Housing - Empty 78
Lower Gear Housing - Complete (1986-1993) 36	Lower Gear Housing - Assembly Kit 79
Lower Gear Housing - Empty (1986-1993) 37	Lower Gear Housing - Seal Kits 79
Lower Gear Housing - Assembly Kit 38	Lower Gear Housing - Breakdown (1978-1985) 80-81
Lower Gear Housing - Rebuild Kit 38	Lower Gear Sets 82-85
Lower Gear Housing - Seal Kits (1986-1993) 39	Lower Gear Housing Components (1978-1985) 86
Lower Gear Housing - Breakdown (1986-1993) 40-41	Prop Shaft Parts - 4-Cyl. w/ Mechanical Shift (1978-1985) 87
Lower Gear Housing Gear Sets 42-45	Prop Shaft Parts - V6 & V8 w/ Mechanical Shift (1978-1985) 87
Prop Shaft Parts - 4-Cyl. 2.3L (1987-1990), 3.0L (1986-1990) 46	Lower Gear Housing - 4-Cyl. w/ Mechanical Shift (1978-1985) 88
Prop Shaft Parts - 4-Cyl. 3.0L (1990), V6 & V8 (1986-1990) 46	Lower Gear Housing - V6 & V8 w/ Mechanical Shift (1978-1985) 89
Prop Shaft Parts - ALL (1991-1993) 47	Shift Parts 90
	Miscellaneous 90
	Electric Shift Lower 91

TABLE OF CONTENTS

OMC STRINGER STERNDRIVE CONT.		<i>OMC & Volvo Ignition</i> Section 16	
<i>OMC Stringer Intermediate Housing Parts (1985 & Older)</i> Section 9		<i>Mallory Ignition</i> 130	
<i>Intermediate Housing - Breakdown</i> 94-95		<i>Prestolite Ignition</i> 131	
<i>Intermediate Housing - Seal Kit</i> 96		<i>Volvo/Bosch Ignition</i> 132-133	
<i>Tilt Housing - Seal Kit</i> 96		<i>Delco Points Ignition</i> 134	
<i>Tilt Shaft</i> 96		<i>Delco EST Ignition</i> 135	
<i>Ball Gears, Bearings, Seals</i> 97		<i>Ford EFI Ignition</i> 135	
<i>Drive Installation Kits</i> 97		<i>Delco EST Module</i> 136	
<i>Transom Boot/Seal</i> 98		<i>Delco EST Pick-up Coil</i> 136	
		<i>Ignition Coils</i> 136	
<i>OMC Stringer Seawater Pump Parts (1985 & Older)</i> Section 10		<i>Ignition Components Application</i> 137-138	
<i>Seawater Pump Parts</i> 100		<i>OMC & Volvo Electrical Solenoids, Power Trim Relays</i> Section 17	
OMC COBRA & STRINGER		<i>Electrical Solenoids, Power Trim Relays, Voltage Reg</i> 140-141	
<i>OMC Cobra & Stringer Prop Hardware, Anodes, Tools</i> Section 11		<i>OMC & Volvo Engine Gaskets, Rear Main Oil Seals</i> Section 18	
<i>Prop Hardware</i> 102-103		<i>Head Gaskets</i> 144	
<i>Anodes</i> 104		<i>Intake Manifold Gaskets</i> 145	
<i>Special Tools</i> 105		<i>Valve Cover Gaskets</i> 145	
OMC & VOLVO ENGINE		<i>Lifter Side Cover Gaskets</i> 146	
<i>OMC & Volvo Recirculating Water Pumps</i> Section 12		<i>Oil Pan Gaskets</i> 146	
<i>Recirculating Water Pumps</i> 108		<i>Timing Chain Cover Gasket Kits</i> 146	
<i>OMC & Volvo Thermostats, T. Gaskets, & T. Hsgs</i> Section 13		<i>Timing Chain Cover Gaskets</i> 147	
<i>Thermostats & Thermostat Kits</i> 110-111		<i>Crank Shaft Oil Seals</i> 147	
<i>Thermostat Gaskets & Housings</i> 112		<i>Distributor Gaskets</i> 147	
<i>OMC & Volvo Internal Exhaust Hose, Exhaust Gaskets</i> Section 14		<i>Engine Gasket Kits</i> 148	
<i>Exhaust Manifold Gasket Kits</i> 114		VOLVO STERNDRIVE	
<i>Exhaust Manifold-to-Engine Gaskets</i> 115		<i>Volvo Penta AQ (Up to 1993) Sterndrives & Transom Assemblies</i> Section 19	
<i>Exhaust Manifold-to-Riser Gaskets</i> 116		<i>Upper Gear Housing Breakdown</i> 150-151	
<i>Exhaust Manifold End Cap Gaskets</i> 116		<i>Lower Gear Housing Breakdown</i> 152-153	
<i>Internal Exhaust Hose</i> 117		<i>Intermediate Housing Breakdown</i> 154-155	
<i>Exhaust Flappers for Exhaust Tips</i> 117		<i>Transom Assembly Breakdowns</i> 156-157	
<i>OMC & Volvo Fuel Pumps, Filters & Carburetor Parts</i> Section 15		<i>Gear Housing Seal Kits</i> 158	
<i>Water/Fuel Separator Brackets</i> 121		<i>Intermediate Housing Parts</i> 159	
<i>Water/Fuel Separator Filters</i> 121		<i>Tilt Bushings</i> 159	
<i>Water/Fuel Separator Kits</i> 122		<i>U-Joints & Bellows</i> 160	
<i>Fuel Filters</i> 123		<i>Exhaust Bellows - External</i> 160	
<i>Carburetor Kits</i> 124		<i>Drive Cover</i> 160	
<i>Carburetor Floats</i> 125		<i>Transom Assembly Parts</i> 160	
<i>Carburetor Needle & Seats</i> 125		<i>Volvo Seawater Pumps</i> Section 20	
<i>Carburetor Mounting Gaskets</i> 126		<i>Seawater Pumps</i> 162	
<i>Fuel Pumps</i> 127		<i>Volvo Anodes & Prop Hardware</i> Section 21	
<i>Fuel Pump Gaskets</i> 127		<i>Anodes & Prop Hardware</i> 164-165	
		SIZE CHARTS & WARRANTY	
		<i>Oil Seals - Size Chart</i> 166	
		<i>Oil Seals - Applications</i> 167	
		<i>O-Rings - Size Chart</i> 168	
		<i>Notes</i> 169	
		<i>Warranty</i> 170-172	

Section 1

Cobra SX Drive Sterndrives & Transom Assemblies 1994 & Up

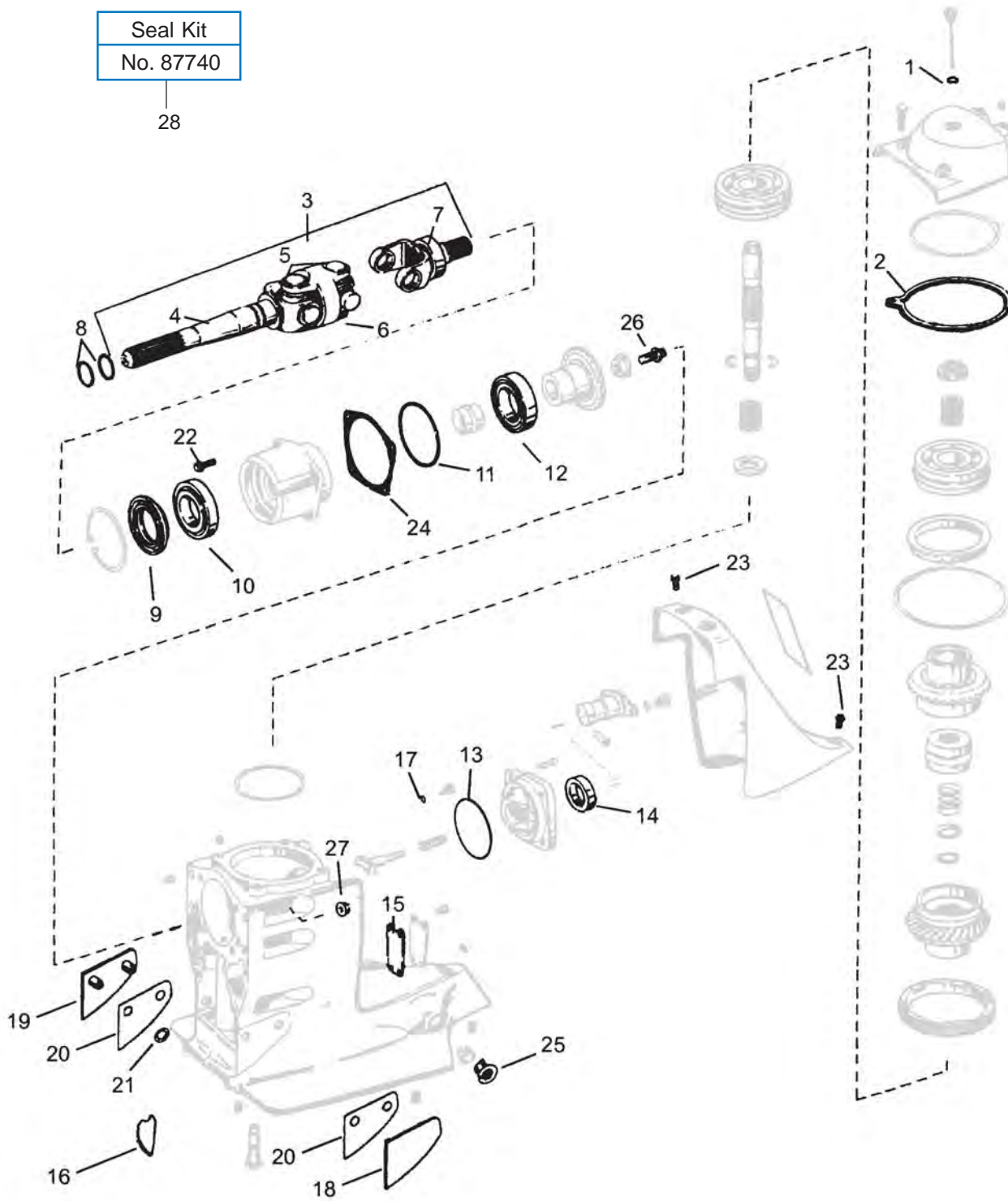
<i>Upper Gear Housing Breakdown (1994 & Up)</i>	6-7
<i>Lower Gear Housing Breakdown (1994 & Up)</i>	8-9
<i>Transom Assembly Breakdown (1994 & Up)</i>	10-11
<i>U-Joint Bellows</i>	12
<i>Exhaust Bellows - External</i>	12
<i>Gimbal Bearing</i>	12
<i>Thrust Plates</i>	12
<i>Drive Shaft Assembly - Upper</i>	13
<i>U-Joints</i>	13
<i>Gear Housing Seal Kits</i>	13
<i>Bearing Carrier Bearings & Oil Seals</i>	14
<i>Shift Lever Oil Seal</i>	14
<i>Drive Shaft - Lower</i>	15
<i>Prop Shaft</i>	15
<i>Trim Tab</i>	16

COBRA SX

UPPER GEAR HOUSING COMPONENTS (1994 & Up)

Seal Kit
No. 87740

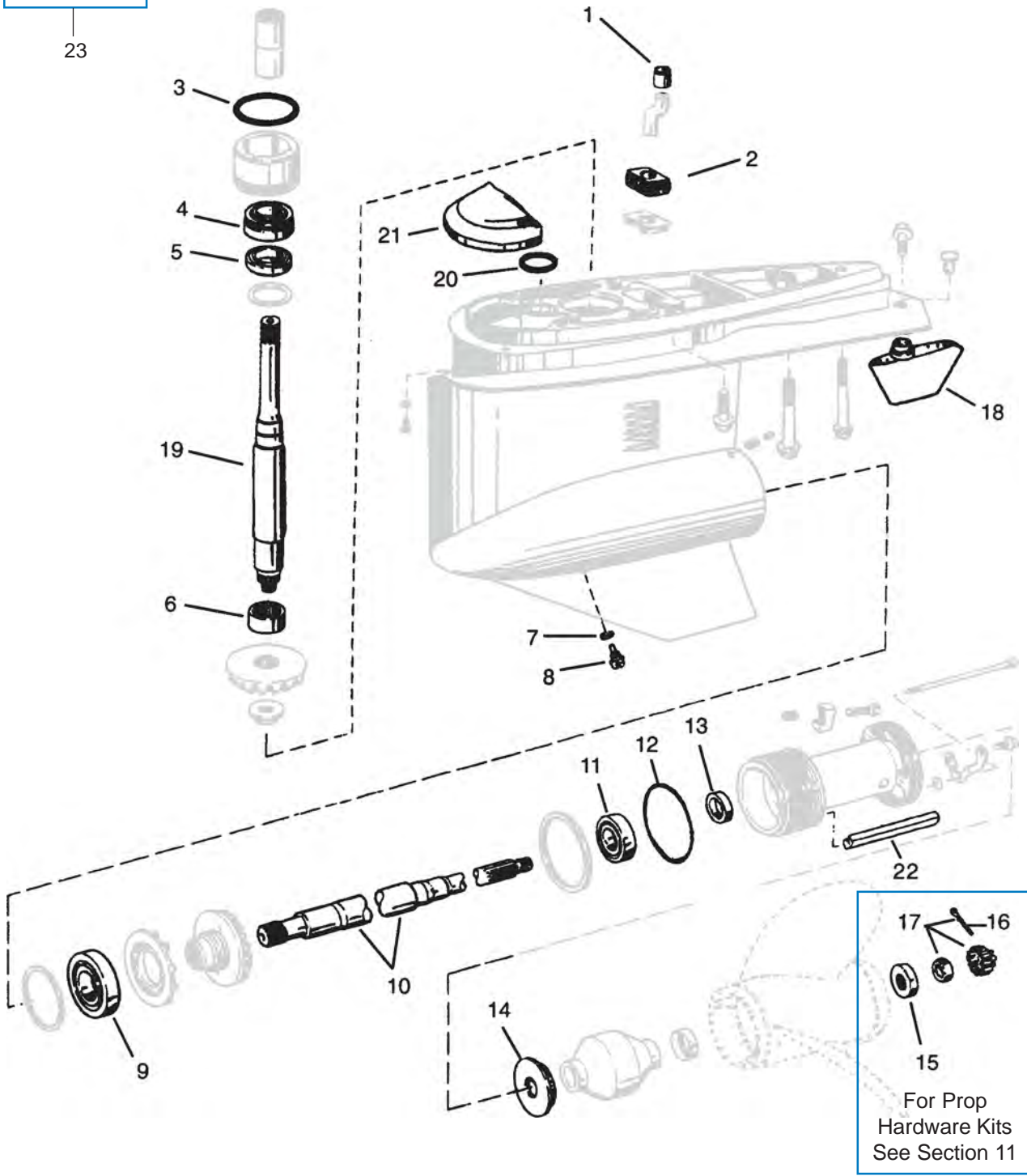
28



COBRA SX

LOWER GEAR HOUSING COMPONENTS (1994 & Up)

Seal Kit
No. 87750



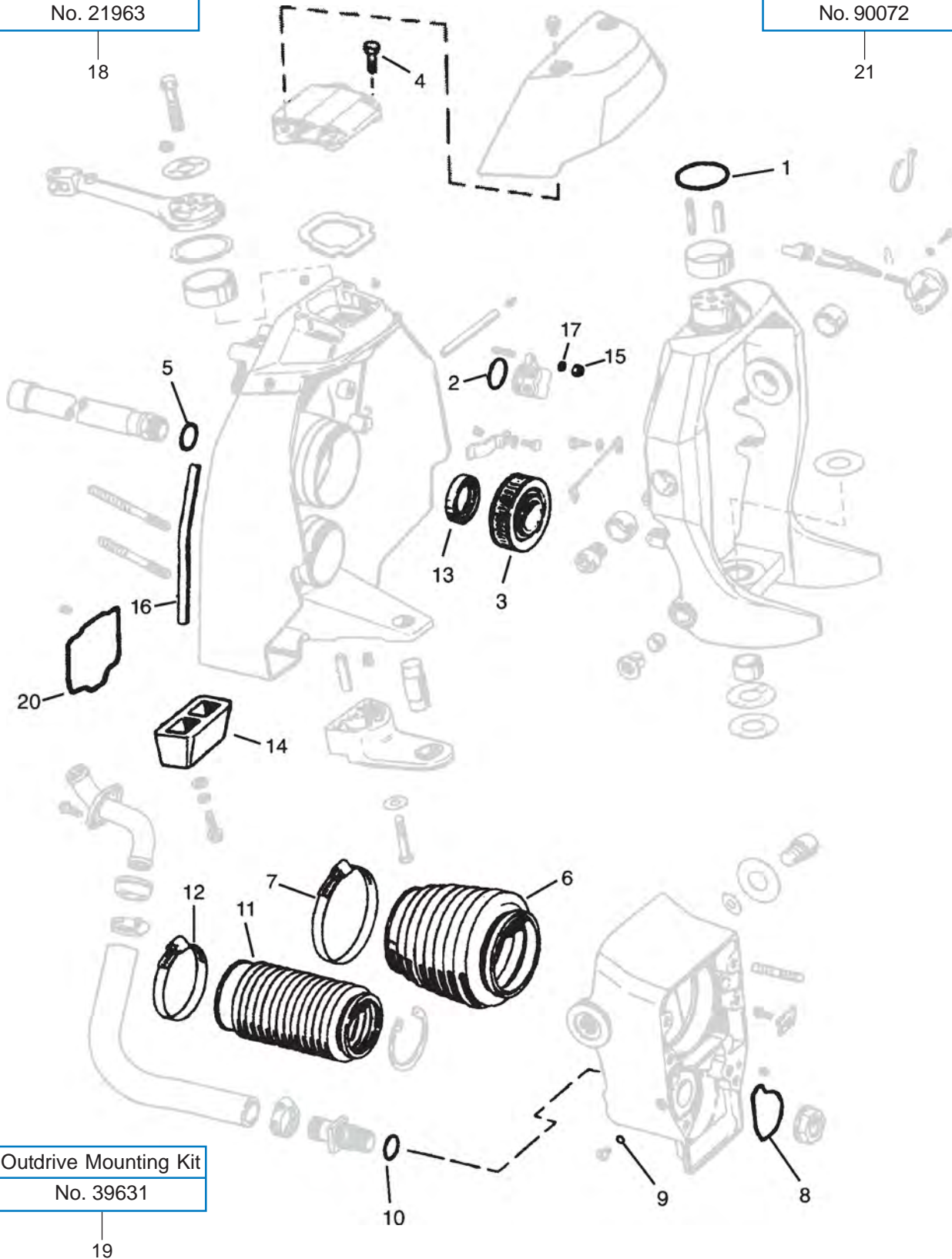
For Prop
Hardware Kits
See Section 11

COBRA SX

TRANSOM ASSEMBLY (1994 & Up)

Transom Service Kit
No. 21963

Trailer Clips
No. 90072



Outdrive Mounting Kit
No. 39631

COBRA SX

No. 21963

OEM: N/A

Kit contents:

GLM	OEM	ITEM
89200	3854127	U-Joint Bellow
89190	3850426	Exhaust Bellow
01090	3852604	Hose Clamp
01070	3852603	Hose Clamp
21905	3853807	Gimbal Bearing
86300	3852560	Seal



Cobra SX (1994 & Up)

No. 21905

GIMBAL BEARING
OEM: 3853807



Cobra SX (1994 & Up)

No. 89200

U-JOINT BELLOW
OEM: 3854127



Cobra SX (1994 & Up)

No. 39631

OUTDRIVE MOUNTING KIT
OEM: N/A



For All "Clone Clutch"
Cobra SX (1994 & Up)

No. 89190

EXHAUST BELLOW
OEM: 3850426



Cobra SX (1994 & Up)

No. 12661

THRUST PLATE - PORT
OEM: 3852561



Cobra SX (1994 & Up)

No. 23360

SHIM
OEM: 3852563



Cobra SX (1994 & Up)

No. 86690

TRANSOM MOUNT SEAL
OEM: 3852550



Cobra SX (1994 & Up)

No. 90072

TRAILER CLIPS
OEM: 3847547



Cobra SX (1994 & Up)

No. 12662

THRUST PLATE - STBD
OEM: 3852562



Cobra SX (1994 & Up)

No. 21773

RETAINER RING
OEM: 910953



Cobra SX (1994 & Up)

COBRA SX

No. 28318

U-JOINT ASSY
OEM: 3852384, 3860842

100% Hot Forged



Includes:
No. 22299
SCREW
OEM: 3852309

Cobra SX (1994 & Up)

No. 28315

YOKE
OEM: 912212



No. 28030

U-JOINT (HEAVY DUTY)
OEM: 3850812



No. 28100

SOCKET
OEM: 912213



No. 28317

YOKE
OEM: 3850814



No. 81180

O-RING - DRIVE SHAFT YOKE
OEM: 3852565



Includes:
No. 22299
SCREW
OEM: 3852309

Cobra SX (1994 & Up)

No. 87740

GEAR HOUSING SEAL KIT
OEM: 3850594



Cobra SX (1994 & Up)

No. 87750

GEAR HOUSING SEAL KIT
OEM: 3855275



Cobra SX (1994 & Up)

COBRA SX

No. 87100

OIL SEAL - BEARING CARRIER
OEM: 3852272



No. 21583

BEARING - BEARING CARRIER
OEM: 3850853



No. 82370

O-RING - BEARING CARRIER
OEM: 3852308



No. 21582

BEARING - BEARING CARRIER
OEM: 3850852



No. 81100

O-RING - DIP STICK
OEM: 3852045



No. 35520

GASKET - TOP COVER
OEM: 3852317



No. 31171

GASKET - DRAIN PLUG
OEM: 3855081



No. 45080

O-RING - SHIFT LEVER HOUSING
OEM: 925093



No. 87110

OIL SEAL - SHIFT LEVER
OEM: 853858



No. 35550

GASKET - WATER PASSAGE
OEM: 3852279



COBRA SX

LOWER GEAR HOUSING - DRIVE SHAFT (VERTICAL)

No. 21512
TAPERED ROLLER BEARING-UPPER
OEM: 3854250



No. 21581
TAPERED ROLLER BEARING-LOWER
OEM: 3854249



No. 83340
O-RING
OEM: 3852866



No. 11170
DRIVE SHAFT
OEM: 3851342



No. 21611
PINION BEARING
OEM: 3853934

Cobra SX (1994 & Up)

LOWER GEARCASE - PROP SHAFT

No. 85900
OIL SEAL - PROP SHAFT
OEM: 3858303



No. 21581
TAPERED ROLLER
BEARING - REAR
OEM: 3854249




No. 11154
PROP SHAFT
OEM: 3857675



No. 21586
TAPERED ROLLER
BEARING - FRONT
OEM: 3850942



No. 82420
O-RING
OEM: 3852865



Cobra SX (1994 & Up)

COBRA SX

LOWER GEAR HOUSING

No. 86482

GROMMET - WATER TUBE UPPER
OEM: 3852315



No. 86653

SEAL - WATER TUBE LOWER
OEM: 3854595



No. 83240

O-RING - GEAR OIL PASSAGE
OEM: 3852959



No. 23111

TRIM TAB
OEM: 3854402



No. 21885

SCREEN (2)
OEM: 337778



No. 21731

SCREW SET
OEM: 318544



No. 22363

SCREW (2)
OEM: 337061



No. 31171

GASKET
OEM: 311598



Section 2

OMC Cobra Replacement Sterndrives 1986-1993

<i>Sterndrive Unit Application</i>	<i>18</i>
<i>Complete Upper Gear Housing Assembly</i>	<i>19</i>
<i>Complete Lower Gear Housing Assembly</i>	<i>19</i>

OMC - Cobra

STERNDRIVE UNIT APPLICATION (1986-1993)						
Year	Model	Ratio	Upper Housing	Upper Complete	Lower Housing	Lower Complete
1987-1989	2.3L	21:21	29900	N/A	N/A	N/A
1986	2.5L	21:18	29900	29920	N/A	N/A
1986-1989	3.0L	21:18	29900	29920	N/A	N/A
1989	3.0L	21:18	29900	29920	N/A	N/A
1989	3.0L High Alt	21:19	29900	29940	N/A	N/A
1990-1993	3.0L All	21:21	29900	N/A	28800	28820
1986-1987	4.3L All	21:19	29900	29940	28800	28820
1988-1993	4.3L	21:19	29900	29940	28800	28820
1988-1993	4.3L High Alt	21:21	29900	N/A	28800	28820
1986-1988	5.0L	21:17	29900	29930	28800	28820
1988	5.0L High Alt	21:18	29900	29920	28800	28820
1989-1993	5.0L	21:18	29900	29920	28800	28820
1989-1993	5.0L High Alt	21:19	29900	29940	28800	28820
1986-1988	5.7L	21:16	29900	29910	28800	28820
1986-1988	5.7L High Alt	21:18	29900	29920	28800	28820
1989-1992	5.7L	21:16	29900	29910	28800	28820
1989-1992	5.7L High Alt	21:17	29900	29930	28800	28820
1988	350 King	21:16	29900	29910	28800	28820
1988	350 King High Alt	21:18	29900	29920	28800	28820
1989	5.8L	21:16	29900	29910	28800	28820
1989	5.8L High Alt	21:17	29900	29930	28800	28820
1990	5.8L	21:18	29900	29920	28800	28820
1990	5.8L High Alt	21:16	29900	29910	28800	28820
1991-1993	5.8L	21:16	29900	29910	28800	28820
1991-1993	5.8L High Alt	21:17	29900	29930	28800	28820
1993	5.8L EFI	21:17	29900	29930	28800	28820
1987-1989	7.5L 460 King	21:17	29900	29930	N/A	N/A
1987-1989	460 King High Alt	21:18	29900	29920	N/A	N/A



OMC - Cobra

COMPLETE UPPER GEAR HOUSING ASSEMBLY (1986-1993)

No. 29910

OEM: 986381
Ratio: 21:16

No. 29920

OEM: 986382
Ratio: 21:18

No. 29930

OEM: 986844
Ratio: 21:17

No. 29940

OEM: 986380
Ratio: 21:19

100% New
with Water Pump



For more info, see Section 3

COMPLETE LOWER GEAR HOUSING ASSEMBLY

No. 28820

OEM: 987800

1986-1993 V6 & V8
1990-1993 4-Cylinder 3.0L

100% New
with Heavy Duty Gears



For more info, see Section 4



Section 3

OMC Cobra Upper Gear Housing Parts 1986-1993

<i>Upper Gear Housing - Complete (1986-1993)</i>	22
<i>Upper Gear Housing - Empty (1986-1993)</i>	23
<i>Upper Gear Housing - Assembly & Rebuild Kits (1986-1993)</i>	24
<i>Upper Gear Housing - Seal Kits (1986-1993)</i>	25
<i>Upper Gear Housing Kits - Applications (1986-1993)</i>	25
<i>Upper Gear Set Assembly (1986-1993)</i>	26
<i>Upper Gear Sets (1986-1993)</i>	27
<i>Upper Gear Housing - Breakdown (1986-1993)</i>	28-29
<i>Gear Housing Components (1986-1993)</i>	30-32
<i>Gear Housing Drive Shaft (1986-1993)</i>	33

OMC - COBRA

UPPER GEAR HOUSING COMPLETE (1986-1993)

100% New
with water pump



Engine	Teeth on Original Gears	GLM No.	OEM No.
4-Cylinder, 2.3L (1987-1989)	21T/21T	-	987064
4-Cylinder, 2.5L (1986)	21T/18T	29920	983826
4-Cylinder, 3.0L (1986-1989)	21T/18T	29920	983826
4-Cylinder, 3.0L (1990-1993)	21T/21T	-	987064
V6, 4.3L, 262 CID	21T/19T	29940	985380
V8 Ford, 5.0L, 302 CID	21T/18T	29920	986382
V8 Chevy, 5.0L, 305 CID	21T/17T	29930	986844
V8 Ford EFI, 5.8L, 351 CID	21T/17T	29930	986844
V8 Chevy, 5.7L, 350 CID	21T/16T	29910	986381
V8 Ford, 5.8L, 351 CID	21T/16T	29910	986381
V8 Ford, 7.5L, 460 CID (1987-1989)	21T/17T	29930	988844

OMC - COBRA

UPPER GEAR HOUSING

No. 29900

OEM: 984518

**1986-1993 OMC Cobra Empty Gear Housing
Ready for Your Components**

**Don't scrap a boat because of a corroded upper gear housing!
Replace it with a NEW housing from GLM.**

**Sand Cast from superior A356T5 Aluminum Alloy
(Original is Die Cast from inferior A380T6)**



The GLM #29900 will fit on all 1986-1993 OMC Cobra sterndrives.
It will accept the original internal and external OMC components.

OMC - COBRA

COMPLETE UPPER GEAR HOUSING ASSEMBLY KIT

No. 29919

OEM: N/A
Ratio: 21:16

No. 29929

OEM: N/A
Ratio: 21:18

No. 29939

OEM: N/A
Ratio: 21:17

No. 29949

OEM: N/A
Ratio: 21:19



UPPER GEAR HOUSING REBUILD KIT (1986-1993)

No. 29911

OEM: N/A
Ratio: 21:16

No. 29921

OEM: N/A
Ratio: 21:18

No. 29931

OEM: N/A
Ratio: 21:17

No. 29941

OEM: N/A
Ratio: 21:19



OMC - COBRA

UPPER GEAR HOUSING SEAL KIT

No. 87654

OEM: 987603



For All Cobra Models
(1986-1993)

UPPER GEAR HOUSING KITS APPLICATION CHART (1986-1993)

Engine	Teeth on Original Gears	Upper Assembly Kit	Upper Rebuild Kit	Upper Seal Kit
4-Cylinder, 2.3L (1987-1989)	21T/21T	-	-	87654
4-Cylinder, 2.5L (1986)	21T/18T	29929	29921	87654
4-Cylinder, 3.0L (1986-1989)	21T/18T	29929	29921	87654
4-Cylinder, 3.0L (1990-1993)	21T/21T	-	-	87654
V6, 4.3L, 262 CID	21T/19T	29949	29941	87654
V8 Ford, 5.0L, 302 CID	21T/18T	29929	29921	87654
V8 Chevy, 5.0L, 305 CID	21T/17T	29939	29931	87654
V8 Ford EFI, 5.8L, 351 CID	21T/17T	29939	29931	87654
V8 Chevy, 5.7L, 350 CID	21T/16T	29919	29911	87654
V8 Ford, 5.8L, 351 CID	21T/16T	29919	29911	87654
V8 Ford, 7.5L, 460 CID (1987-1989)	21T/17T	29939	29931	87654

OMC - COBRA

UPPER GEAR SET ASSEMBLY (1986-1993)

No. 22522

OEM: 983917

Ratio 21:16

5.7L 350 Chevy V8
5.8L 351 Ford V8



No. 22532

OEM: 983919

Ratio 21:17

5.0L 305 Chevy V8
5.8L 351 Ford V8 EFI
7.5L 460 Ford V8

No. 22542

OEM: 984013

Ratio 21:19

4.3L 262 Chevy V6



No. 22562

OEM: 983918

Ratio 21:18

4-Cylinder 1986 2.5L
4-Cylinder 1986-1989 3.0L
5.0L 302 Ford V8

OMC - COBRA

UPPER GEAR SETS (1986-1993)

No. 22520

OEM: 983825

Ratio 21:16

5.7L 350 Chevy V8

5.8L 351 Ford V8

Comes With:

GLM	OEM	Item
21540	983891	Bearing
21541	983892	Bearing
21542	983877	Bearing
21543	983878	Bearing



No. 22560

OEM: 983826

Ratio 21:18

4-Cylinder 1986 2.5L

4-Cylinder 1986-1989 3.0L

5.0L 302 Ford V8

Comes With:

GLM	OEM	Item
21540	983891	Bearing
21541	983892	Bearing
21542	983877	Bearing
21543	983878	Bearing



No. 22540

OEM: 984012

Ratio 21:19

4.3L 262 Chevy V6

Comes With:

GLM	OEM	Item
21540	983891	Bearing
21541	983892	Bearing
21542	983877	Bearing
21543	983878	Bearing



No. 22544

OEM: 983835

Ratio 21:17

5.0L 305 Chevy V8

5.8L 351 Ford V8 EFI

7.5L 460 Ford V8

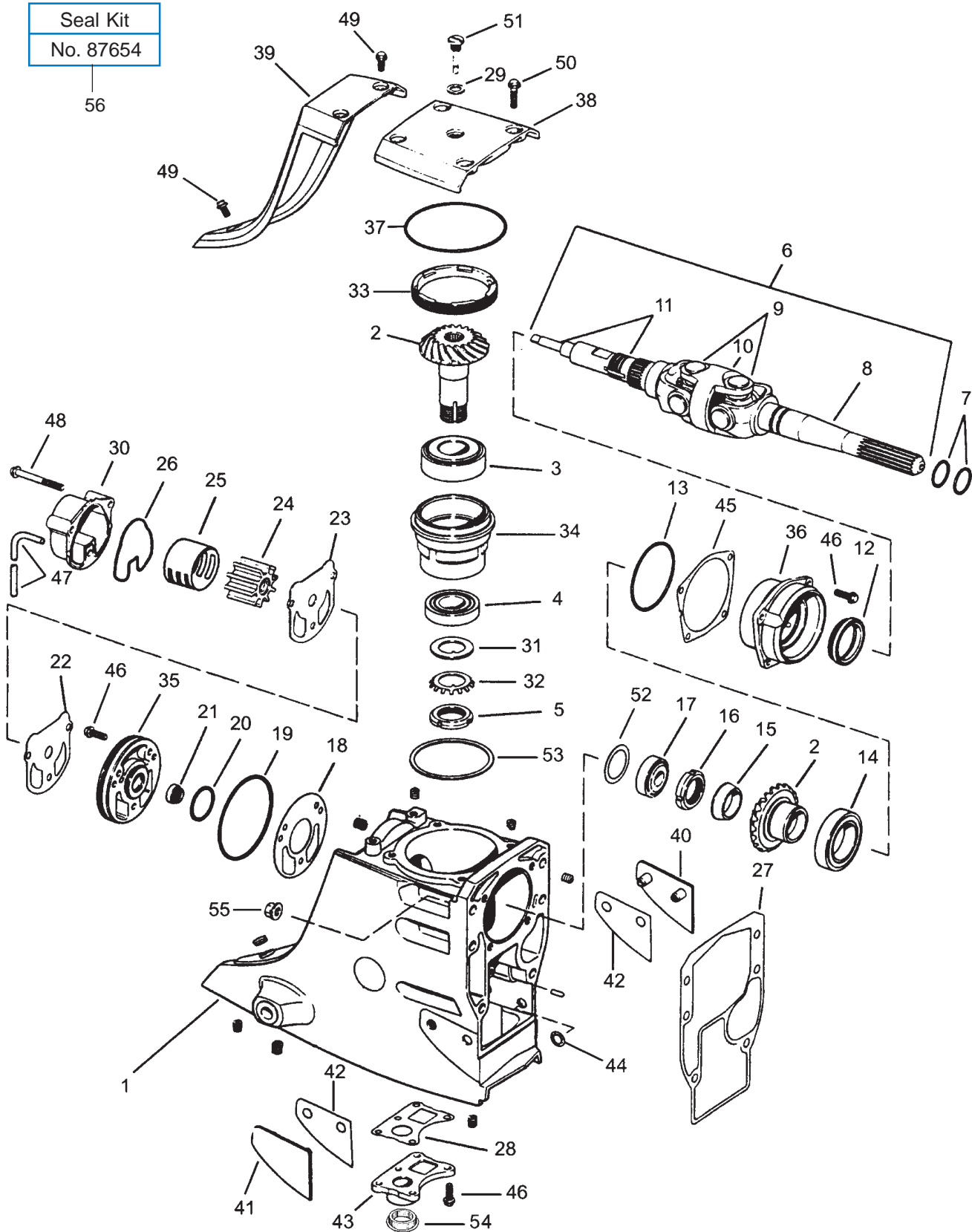
Comes With:

GLM	OEM	Item
21540	983891	Bearing
21541	983892	Bearing
21542	983877	Bearing
21543	983878	Bearing



OMC - COBRA

UPPER GEAR HOUSING COMPONENTS (1986-1993)



OMC - COBRA

UPPER GEAR HOUSING COMPONENTS (1986-1993)

GLM No.	Ref No.	OEM No.	Description	GLM No.	Ref No.	OEM No.	Description
29900	1	984518	Upper Gearcase Assembly	22384	46	3852454	Screw
22520	2	983825	Gear Set (21:16 Ratio)	47010	47	912614	Vent Hose
22560	2	983826	Gear Set (21:18 Ratio)	22385	48	912238	Screw
22540	2	984012	Gear Set (21:19 Ratio)	22386	49	3852568	Screw
22544	2	983835	Gear Set (21:17 Ratio)	22387	50	123018	Screw
21540	3	983891	Bearing	21732	51	914488	Dipstick
21541	4	983892	Bearing	23371	52	911662	Shim 0.003"
28460	5	911753	Pinion Nut	23372	52	911663	Shim 0.005"
28325	6	98388	U-Joint & Water Pump Shaft	23373	52	911664	Shim 0.007"
81180	7	3852565	O-ring	23374	52	911665	Shim 0.010"
28315	8	912212	Yoke - Drive Shaft	23375	52	911666	Shim 0.012"
28030	9	915717	Universal Joint	23376	52	911667	Shim 0.015"
28100	10	912213	Socket	23381	53	911668	Shim 0.010"
28320	11	984264	Yoke & Water Pump Shaft	23382	53	-	Shim 0.001"
86530	12	911685	Oil Seal	23383	53	-	Shim 0.003"
82380	13	911686	O-ring	86620	54	911705	Seal
21542	14	983877	Bearing	21170	55	-	Locknut - (use with 28420)
22525	15	912029	Centering Cone	28420	55	-	Washer - (use with 21170)
28470	16	911937	U-Joint Nut	28410	55	-	Locknut - Flanged (no washer needed)
21543	17	983878	Bearing	87654	56	987603	Seal Kit
34771	18	911698	Gasket				
82430	19	911700	O-ring				
81280	20	909316	O-ring				
86610	21	916058	Oil Seal				
34770	22	911702	Gasket				
12760	23	911703	Wear Plate				
89950	24	983895	Impeller				
12391	25	911844	Water Pump Liner				
86630	26	911704	Seal				
34730	27	915840	Gasket				
33910	28	911733	Gasket				
81100	29	303067	O-ring				
12405	30	984744	Pump Housing				
21676	31	911697	Washer				
23202	32	911752	Retainer				
21111	33	911751	Cover Nut				
27800	34	911750	Bearing Carrier				
27900	35	911699	Water Pump Adapter				
27920	36	911683	Bearing Carrier				
82480	37	313175	O-ring				
28404	38	914489	Cover Assembly				
28406	39	983967	Cover Assembly				
12661	40	3852561	Thrust Plate				
12662	41	3582562	Thrust Plate				
23360	42	3852563	Shim				
28408	43	911734	Cover Assembly				
21773	44	910953	Retainer Ring				
23361	45	911678	Shim 0.003"				
23362	45	911679	Shim 0.004"				
23363	45	911680	Shim 0.005"				
23364	45	911681	Shim 0.010"				

OMC - COBRA

UPPER GEAR HOUSING COMPONENTS (1986-1993)

No. 21111

NUT - LOWER BEARING CARRIER
OEM: 911751



No. 21540

UPPER BEARING
OEM: 983891



No. 27800

LOWER BEARING CARRIER
OEM: 911750



SHIM - LOWER BEARING CARRIER

No. 23381

SHIM 0.010"
OEM: 911668

No. 23382

SHIM 0.001"
OEM: N/A

No. 23383

SHIM 0.003"
OEM: N/A



No. 21541

LOWER BEARING
OEM: 983892



No. 21676

WASHER - DRIVEN GEAR
OEM: 911697



No. 23202

RETAINER - DRIVEN GEAR PINION NUT
OEM: 911752



No. 28460

PINION NUT - DRIVEN GEAR
OEM: 911753



OMC - COBRA

UPPER GEAR HOUSING COMPONENTS (1986-1993)

No. 23371

SHIM 0.003"

OEM: 911662

No. 23372

SHIM 0.005"

OEM: 911663

No. 23373

SHIM 0.007"

OEM: 911664

No. 23374

SHIM 0.010"

OEM: 911665

No. 23375

SHIM 0.012"

OEM: 911666

No. 23376

SHIM 0.015"

OEM: 911667



Rear Shim

No. 21543

BEARING

OEM: 983878



Roller Bearing

No. 21542

BEARING

OEM: 983877



No. 82380

O-RING - CARRIER

OEM: 911686



No. 27920

FRONT BEARING CARRIER

OEM: 911683



No. 22384

SCREW-CARRIER

OEM: 3852454



No. 86530

OIL SEAL - CARRIER

OEM: 911685



No. 28470

U-JOINT NUT - DRIVE GEAR

OEM: 911937



No. 22525

CENTERING CONE - DRIVE GEAR

OEM: 212029



SHIMS

BEARING CARRIER

No. 23361

SHIM 0.003"

OEM: 911678

No. 23362

SHIM 0.004"

OEM: 911679

No. 23363

SHIM 0.005"

OEM: 911680

No. 23364

SHIM 0.010"

OEM: 911681

SHIM KIT

BEARING CARRIER

No. 23365

OEM: N/A

Kit Includes:

No. 23361

No. 23362

No. 23363

No. 23364



No. 27900

WATER PUMP ADAPTER

OEM: 911699



No. 86610

OIL SEAL

OEM: 916058



No. 81280

O-RING

OEM: 909316



No. 82430

O-RING

OEM: 911700



No. 34771

GASKET

OEM: 911698



OMC - COBRA

UPPER GEAR HOUSING COMPONENTS

No. 28406

COVER ASSEMBLY
OEM: 983967

(1986-1993)



No. 22386

SCREW - COVER
OEM: 3852568



No. 28404

TOP COVER ASSEMBLY
OEM: 914489

(1986-1993)



No. 22387

SCREW - TOP COVER
OEM: 123018



No. 82480

O-RING - TOP COVER
OEM: 313175



No. 33910

GASKET
OEM: 911733



No. 21732

DIPSTICK - TOP COVER
OEM: 914488



No. 28408

WATER POCKET
COVER ASSEMBLY
OEM: 911734



No. 22384

SCREW - COVER
ASSEMBLY
OEM: 911734



No. 81100

O-RING - DIPSTICK
OEM: 329381

No. 12661

THRUST PLATE - PORT
OEM: 3852561



No. 12662

THRUST PLATE - STBD
OEM: 3852562



No. 23360

SHIM
OEM: 3852563



No. 21773

RETAINER RING
OEM: 910953



OMC - COBRA

UPPER GEAR HOUSING DRIVE SHAFT

No. 28325

U-JOINT & WATER PUMP SHAFT
OEM: 983880

100% Hot Forged



(1986-1993)

No. 28315

YOKE
OEM: 912212

No. 28030

U-JOINT
(HEAVY DUTY)
OEM: 3850812

No. 28100

SOCKET
OEM: 912213

No. 28320

YOKE & WATER PUMP SHAFT
OEM: 984264

(1986-1993)



No. 81180

O-RING FOR DRIVE SHAFT YOKE
OEM: 3852565





Section 4

OMC Cobra Lower Gear Housing Parts 1986-1993

<i>Lower Gear Housing - Complete (1986-1993)</i>	36
<i>Lower Gear Housing - Empty (1986-1993)</i>	37
<i>Lower Gear Housing - Assembly Kit</i>	38
<i>Lower Gear Housing - Rebuild Kit</i>	38
<i>Lower Gear Housing - Seal Kits (1986-1993)</i>	39
<i>Lower Gear Housing - Breakdown (1986-1993)</i>	40-41
<i>Lower Gear Housing Gear Sets</i>	42-45
<i>Prop Shaft Parts - 4-Cyl. 2.3L (1987-1990), 3.0L (1986-1990)</i> ...	46
<i>Prop Shaft Parts - 4-Cyl. 3.0L (1990), V6 & V8 (1986-1990)</i>	46
<i>Prop Shaft Parts - ALL (1991-1993)</i>	47
<i>Lower Gear Housing Components</i>	48-49
<i>Lower Gear Housing Shift Shaft (1986-1993)</i>	50
<i>Lower Gear Housing Drive Shaft (1986-1993)</i>	51

OMC - COBRA

COMPLETE LOWER GEAR HOUSING ASSEMBLY (1986-1993)

Strongest Lower Gear Housing Assemblies in the Marine Industry for 1986-1993 OMC Cobra Sterndrives

No. 28820

OEM: 987800
Large Gear Housing
Ratio: 12:22



All GLM #28820 replacement lower gear housings for the OMC Cobra sterndrives have the new heavy duty #22666 gear sets. These durable gears are capable of operating with up to 300 horsepower. They also have the large 1-1/4 inch diameter prop shafts with a reverse thrust washer installed between the shaft and reverse gear.

No. 28910

OEM: 986669
Small Gear Housing
Ratio: 13:26



All GLM #28910 replacement lower gear housing is an economical replacement for 4-Cylinder Cobra sterndrives. It is an exact replacement for your old gear housing. Upgrades include the new style bearing carrier and Mercruiser press-in style pinion bearing.

Model	Year	Lower Complete
2.3L 4-Cyl. Ford	1987-90	28910
3.0L 4-Cyl. Chevy	1986-89	28910
3.0L 4-Cyl. Chevy	1990-93	28820
4.3L V6	1986-93	28820
5.0 L Chevy/Ford	1986-93	28820
5.7L Chevy	1986-93	28820
5.8L Chevy	1989-93	28820



OMC - COBRA

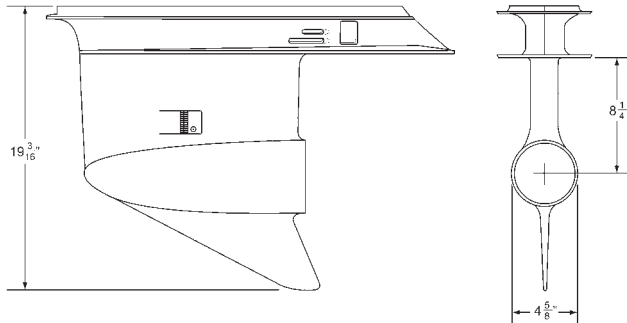
EMPTY LOWER GEAR HOUSING (1986-1993)

Ready for Your Components! Don't scrap a boat because of a damaged or corroded lower gear housing! Replace it with a NEW housing from GLM!

No. 28800

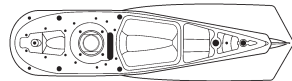
OEM: 439972

Large Gear Housing



Side View

Rear View

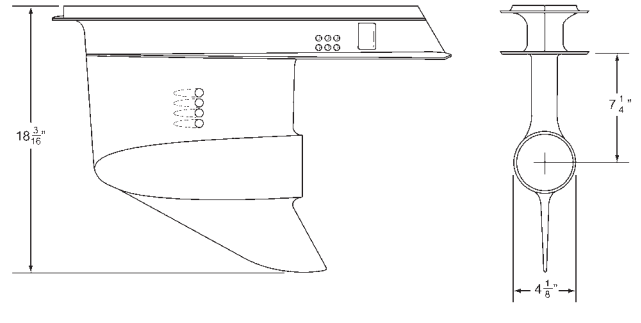


Top View

No. 28900

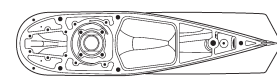
OEM: 984978

Small Gear Housing



Side View

Rear View



Top View

List of Improvements made to the GLM housing:

Sand Cast from superior A356T5 Aluminum Alloy.

Mercruiser style pressed fit pinion needle bearing.

Prop Shaft Carrier is retained with bolts and tabs (1991-93 style).

Prop Shaft Carrier is prevented from rotating with a key and groove.

Water pick-up screens are removable w/out disassembling the drive (1991-93 style).

Model	Year	Gear Housing	Prop Shaft Carrier
2.3L 4-Cyl. Ford	1987-1991	28900 Small Housing	11388
3.0L 4-Cyl. Chevy	1986-1989	28900 Small Housing	11388
3.0L 4-Cyl. Chevy	1990-1993	28800 Large Housing	11406 (1990)
4.3L V6	1986-1993	28800 Large Housing	11406 (1986-1990)
5.0 L Chevy/Ford	1986-1993	28800 Large Housing	11406 (1986-1990)
5.7L Chevy	1986-1993	28800 Large Housing	11406 (1986-1990)
5.8L Chevy	1986-1993	28800 Large Housing	11406 (1986-1990)

OMC - COBRA

COMPLETE GEAR HOUSING - ASSEMBLY KIT

No. 28860

OEM: N/A

1.86 Ratio

All Prop Shaft 1-1/4 in. Dia.

1986-1993 V6 & V8

1990-1993 4-Cyl. 3.0L



COMPLETE GEAR HOUSING - REBUILD KIT

No. 28862


OEM: N/A

1.86 Ratio

All Prop Shaft 1-1/4 in. Dia.

1991 V6 & V8

1991 4-Cyl. 3.0L



OMC - COBRA

LOWER GEAR HOUSING SEAL KIT - 2.3L (1987-1990), 3.0L (1986-1989)

No. 87655

OEM: 985612

3.0L 1986-1989
2.3L 1987-1990



LOWER GEAR HOUSING SEAL KIT - 3.0L (1990-1993), V6 & V8 (1986-1993)

No. 87656

OEM: 439967

3.0L 1990-1993
V6 & V8 1986-1993
(Except King Cobra)

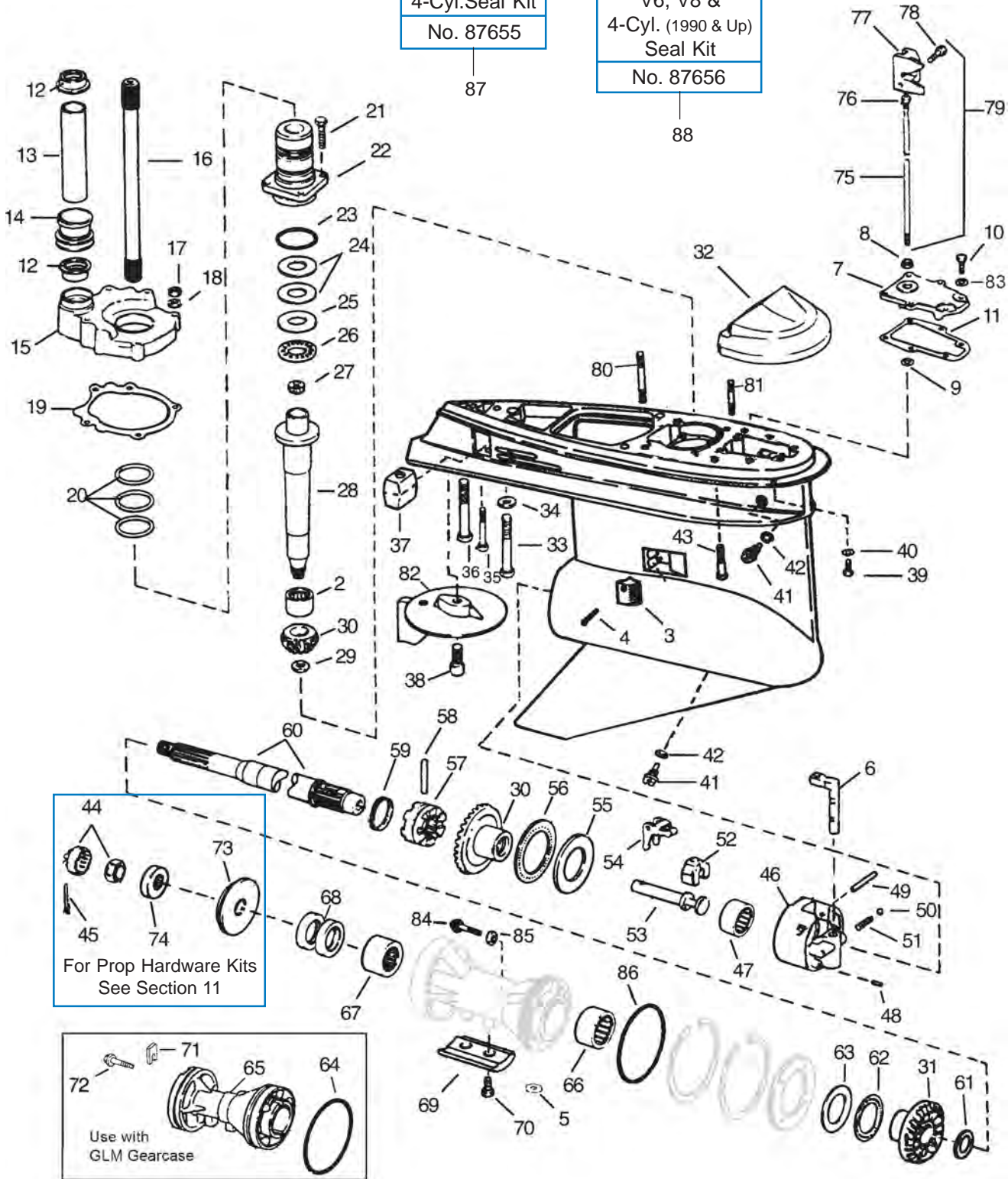


OMC - COBRA

LOWER GEAR HOUSING COMPONENTS (1986-1993)

4-Cyl. Seal Kit
No. 87655

V6, V8 &
4-Cyl. (1990 & Up)
Seal Kit
No. 87656



OMC - COBRA

LOWER GEAR HOUSING COMPONENTS (1986-1993)

GLM No.	Ref No.	OEM No.	Description	GLM No.	Ref No.	OEM No.	Description
28800	1	439972	Gearcase Assembly	22491	50	160084	Detent Ball
21610	2	387817	Pinion Bearing	11055	51	915995	Spring
21885	3	337778	Screen	27730	52	982422	Cradle
22363	4	337061	Screw	27710	53	322941	Shaft
21679	5	-	Washer	27740	54	322938	Lever
27720	6	915954	Detent	21646	55	327669	Thrust Washer
27750	7	986838	Cover & Seal Assembly	16340	56	389042	Thrust Bearing
22390	8	912157	Wiper	22625	57	914716	Clutch Dog
45200	9	318372	O-ring	21135	58	313448	Cross Pin
22375	10	304027	Screw	11052	59	324369	Spring
33960	11	911878	Gasket	22414	60	395209	Prop Shaft 1-3/16 (1986-90)
86620	12	911705	Seal	22416	60	436888	Prop Shaft (All 4-CYL. 1987-90)
12960	13	911706	Tube	22417	60	435022	Prop Shaft 1-1/4 (1991-93)
12961	14	911715	Guide	21651	61	336565	Thrust Washer
27760	15	915720	Water Passage Housing	16300	62	382408	Thrust Bearing
22404	16	911709	Upper Drive Shaft	21642	63	314731	Thrust Washer
21180	17	121731	Nut	82400	64	305123	O-ring
21490	18	305981	Washer	82370	64	313446	O-ring 4-CYL.
33970	19	915719	Gasket	11406	65	5000074	Bearing Carrier (1986-90)
83250	20	318717	O-ring	11408	65	5004257	Bearing Carrier (1991-93)
22362	21	317624	Screw	22870	66	382407	Bearing
27770	22	984462	Bearing Housing	11410	67	387247	Bearing (1986-90)
81380	23	314728	O-ring	22950	67	434467	Bearing (1991-93)
23590	24	323362	Shim .003	85130	68	320862	Oil Seal (1986-90) 2-pieces
23580	24	323361	Shim .004	86810	68	334950	Oil Seal (1991-93) 2-pieces
23510	24	314745	Shim .005	12737	69	431708	Anode
21645	25	327656	Thrust Washer	22320	70	908158	Screw
16330	26	387656	Thrust Bearing	27850	71	333957	Tab
12962	27	911710	Plug	22373	72	341541	Screw
22406	28	911693	Lower Drive Shaft	22221	73	126870	Thrust Washer
11190	29	314730	Nut	22190	74	320570	Spacer
22623	30	987670	P/Forward Gear Set	21033	75	914736	Shift Rod
22624	31	915273	Reverse Gear (1986-93)	21245	76	914743	Nut
12774	32	3853818	Anode	26440	77	914723	Rod End
22365	33	914535	Screw	22388	78	308825	Screw
21674	34	330265	Washer	21032	79	986658	Shift Rod Assembly
22366	35	328096	Screw	22471	80	911713	Stud
22367	36	330263	Screw	22472	81	911714	Stud
12776	37	436745	Anode	23112	82	912392	Trim Tab
22368	38	313715	Screw	21678	83	306358	Washer
22369	39	912127	Screw	22300	84	316563	Screw & Seal
21761	40	328701	Lockwasher	86640	85	332583	Seal
21731	41	318544	Draining Screw	82370	86	313446	O-ring
31171	42	311598	Gasket	87655	87	985612	Seal Kit - 4-Cyl.
22371	43	331999	Screw	87656	88	439967	Seal Kit - V6/V8 & 4-Cyl. (1990 & Up)
22185	44	398042	Nut & Keeper				
22142	45	306394	Cotter Pin				
27700	46	389455	Housing & Bearing Assembly				
22910	47	389039	Bearing				
21138	48	331880	Pin				
21137	49	328825	Pin				

OMC - COBRA

LOWER GEAR HOUSING GEARS

NEW!

HEAVY DUTY

Gear Set GLM #22666

Includes #21651 thrust washer**



When all three gears need replacing in your OMC Cobra Sterndrive the installation of the GLM #22666 heavy-duty gear set is highly recommended. The heavy-duty gears can be used with all four-cylinder sterndrives* from 1990-1993 and all V6 and V8 OMC Cobra sterndrives from 1986-1993. It is recommended that a new clutch GLM #22625 (this clutch is not included with the gear set) be installed with the heavy-duty gears. The gears can be used with the standard 1-3/16" diameter prop shaft (1986-1990) or the heavy-duty 1-1/4" diameter prop shaft (1991-1993).

GLM #22666 heavy-duty gears fit these OMC Cobra Sterndrive units:

3.0L/181CI	4-Cyl.	Chev.	1990-93
4.3L/262CI	V6	Chev.	1986-93
5.0L/302CI	V8	Ford	1986-93
5.0L/305CI	V8	Chev.	1986-93
5.7L/350CI	V8	Chev.	1986-93
5.8L/351CI	V8	Ford	1986-93

IMPORTANT NOTE:

The new heavy-duty GLM #22666 gears will not interchange with the standard Cobra gears. For individual Cobra gear replacement, you must use the standard duty GLM #22623 pinion and forward gears or the GLM #22624 reverse gear.

✓ **STRONGER**

OEM gear sets are machined from 8620 forged steel. The GLM gear set is machined from a higher alloy forged steel. The stronger teeth and higher alloy steel results in a gear that is 50% stronger than any other comparable gear set. These durable gears are capable of operating with up to 300 horsepower.

✓ **MORE DURABLE**

The new GLM gear set has fewer, larger, and stronger teeth. The pinion gear has 12 teeth and the forward and reverse gears have 22 teeth. The original OEM gear set has 14 teeth on the pinion and 26 teeth on the forward and reverse gears.

✓ **QUIETER**

During the gear machining process, an additional pass is made over each tooth for a finer surface. This makes the gear operation especially quiet.

*Except 1990 2.3L

**For model year 1991 OMC increased the prop shaft diameter at the carrier needle bearing (not the prop splines) from 1-3/16 to 1-1/4 inches. Some older gearcases may be fitted with the new large diameter prop shaft. The large diameter prop shaft utilizes a thrust washer (included with this gear set) between the prop shaft and reverse gear. Discard the thrust washer when using the small diameter prop shaft.


OMC - COBRA

LOWER GEAR HOUSING GEARS

STANDARD DUTY

Replacement Gear Sets

These gearsets are an exact copy of the gears used in the 1986-1993 V6 and V8 OMC Cobra Sterndrives. They also replace the gears used in the 1990-1993 four-cylinder* OMC Cobra sterndrives. The standard-duty replacement gears are stronger than the original and can be used with the standard 1 3/16" diameter prop shaft (1986 -1990) or the heavy-duty 1 -1/4" diam



COMPLETE GEAR SET - Forward/Pinion/Reverse - 14/26 teeth - Comes with the GLM #22625 clutch	GLM #22622	OEM #986980
FORWARD & PINION SET - May be used with OMC reverse gear - 14/26 teeth	GLM #22623	OEM #987670
REVERSE GEAR - May be used with OMC forward and pinion gears - 26 teeth - Includes thrust washer #21651**	GLM #22624	OEM #915723
CLUTCH	GLM #22625	OEM #915272

*Except 1990 2.3L

**For model year 1991 OMC increased the prop shaft diameter at the carrier needle bearing (not the prop splines) from 1-3/16 to 1-1/4 inches. Some older gearcases may be fitted with the new large diameter prop shaft. The large diameter prop shaft utilizes a thrust washer (included with this gear set) between the prop shaft and reverse gear. Discard the thrust washer when using the small diameter prop shaft.

It is recommended that the above standard duty replacement gears be used only with the four-cylinder and V6 powered sterndrives listed below:

3.0L/181CI	4-Cyl. Chev.	1990-93
4.3L/262CI	V6 Chev.	1986-93

GLM recommends the heavy-duty gearset #22666 for all V8 powered sterndrives.

OMC - COBRA

LOWER GEAR HOUSING GEARS

4-CYLINDER GEARS

These gearsets are an exact copy of the gears used in the 4-Cylinder 3.0L from 1986-1989 and 1987-1990 2.3L.



COMPLETE GEAR SET <ul style="list-style-type: none">- Forward/Pinion/Reverse- 13/26 teeth- Comes with the GLM #22633 clutch	GLM #22630	OEM #986979
FORWARD & PINION SET <ul style="list-style-type: none">- May be used with OMC reverse gear- 13/26 teeth	GLM #22631	OEM #985050
REVERSE GEAR <ul style="list-style-type: none">- May be used with OMC forward and pinion gears- 26 teeth	GLM #22632	OEM #345992
CLUTCH	GLM #22633	OEM #912607

OMC - COBRA

GEAR SETS & CLUTCH DOGS

Heavy Duty Gears	Clutch for Heavy Duty Gears	
<p>No. 22666 COMPLETE GEAR SET OEM: N/A</p> 	<p>No. 22625 CLUTCH OEM: 915272</p> 	
<p>For Large Gearcase - 3.0L (1990-1993), V6 & V8 (1986-1993)</p>		
<p>No. 22622 (22623+22624+22625) COMPLETE GEAR SET & CLUTCH OEM: 986980</p> 	<p>No. 22623 PINION & FORWARD GEAR SET OEM: 987670</p> <p>14:26 Ratio</p> 	<p>No.22624 REVERSE GEAR OEM: 915273</p>  <hr/> <p>No. 22625 CLUTCH OEM: 915272</p> 
<p>For Small Gearcase - 2.3L (1987-1990), 3.0L (1986-1989)</p>		
<p>No. 22630 (22631+22632+22633) COMPLETE GEAR SET & CLUTCH OEM: 986979</p> 	<p>No. 22631 PINION & FORWARD GEAR SET OEM: 985050</p> <p>13:26 Ratio</p> 	<p>No. 22632 REVERSE GEAR OEM: 345992</p>  <hr/> <p>No. 22633 CLUTCH OEM: 912607</p> 

OMC - COBRA

PROP SHAFT PARTS - 4-CYL 2.3L (1987-1990), 4-CYL 3.0L (1986-1989)

No. 86030

PROP SHAFT
SEAL (2)
OEM: 330137



No. 22860

PROP SHAFT
BEARING
OEM: 379504



No. 22870

REVERSE GEAR
BEARING
OEM: 382407



No. 21642

THRUST WASHER -
REVERSE GEAR
OEM: 314731



No. 16300

THRUST BEARING -
REVERSE GEAR
OEM: 382408



No. 82370

O-RING -
BEARING CARRIER
OEM: 313446



No. 22416

PROP SHAFT
OEM: 436888



PROP SHAFT PARTS - 4-CYL 3.0L (1990), V6 & V8 (1986-1990)

No. 85130

PROP SHAFT
SEAL (2)
OEM: 320862



No. 11410

PROP SHAFT
BEARING
OEM: 387247



No. 22870

REVERSE GEAR
BEARING
OEM: 382407



No. 21642

THRUST WASHER -
REVERSE GEAR
OEM: 314731



No. 16300

THRUST BEARING -
REVERSE GEAR
OEM: 382408



No. 82400

O-RING -
BEARING CARRIER
OEM: 305123



No. 22414

PROP SHAFT 1-3/16
(1986-1990)
OEM: 395209



FOR 1-3/16" DIA. PROP SHAFT
No. 22414

OMC - COBRA

PROP SHAFT PARTS - ALL (1991-1993)

No. 86810

PROP SHAFT
SEAL (2)
OEM: 334950



No. 22950

PROP SHAFT
BEARING
OEM: 434467



No. 11408

BEARING CARRIER
OEM: 5004257

Comes with:
86810, 22950, 22870



No. 22373

SCREW
OEM: 350271



No. 27850

TAB
OEM: 333957



No. 16300

THRUST BEARING -
REVERSE GEAR
OEM: 382408



No. 82400

O-RING -
BEARING
CARRIER
OEM: 305123



No. 22870

REVERSE GEAR
BEARING
OEM: 382407



No. 21642

THRUST WASHER -
REVERSE GEAR
OEM: 314731

No. 21651

THRUST
WASHER
OEM: 336565



No. 22417

PROP SHAFT 1-1/4
(1991-93)
OEM: 5004765



FOR 1-1/4" DIA. PROP SHAFT
No. 22417

For the 1991 model year the OMC Cobra lower gear housing was redesigned with a stronger propellor shaft and bearing carrier.

Propellor Shaft Changes

A shoulder machined into the propellor shaft contacts the reverse gear and prevents the shaft from being pulled out of the gear housing when shifted into reverse. The 1991-1993 propellor shaft utilizes a hardened steel thrust washer between the shoulder and the reverse gear. This hardened thrust washer keeps the shoulder on the prop shaft from damaging the inside of the gear when the boat is shifted into reverse. The shoulder on the 1991-1993 propellor shaft is machined deeper to accommodate the hardened thrust washer.

Another improvement on the 1991-1993 propellor shaft is an increase in diameter from 1-3/16 inches to 1-1/4 inches. The diameter was increased at the needle bearing, the prop shaft seal and the propellor thrust washer locations. The propellor splines remained the same.

Bearing Carrier

The 1991 - 1993 bearing carrier was redesigned with two hold-down tabs and two 5/16 inch bolts holding the carrier to the gear housing. The older carrier installs with four 1/4 inch bolts, a retainer plate and two internal retainer rings. The new carrier GLM #11408 also comes with a larger needle bearing and prop shaft seals for the larger diameter prop shaft. It can only be installed into 1991 and newer lower gear housings that have the notches for the hold down tabs.

OMC - COBRA

LOWER GEAR HOUSING - 4-CYL. 2.3L (1987-1990), 4-CYL. 3.0L (1986-1989)

No. 11052

SPRING
OEM: 324369



No. 21135

CROSS PIN
OEM: 313448



No. 22633

CLUTCH DOG
OEM: 912607



No. 16310

FORWARD GEAR
THRUST BEARING
OEM: 385043



No. 21644

FORWARD GEAR
THRUST WASHER
OEM: 324766



No. 21135

PIN
OEM: 313448



No. 27741

LEVER
OEM: 324037



No. 27720

DETENT
OEM: 915954



No. 27710

SHAFT
OEM: 322941



No. 27730

CRADLE
OEM: 982422



No. 22870

FORWARD GEAR
BEARING
OEM: 382407



No. 27702

HOUSING & BEARING ASSY
OEM: 391365

Includes 22870



No. 22491

DETENT BALL
OEM: 160084



No. 11055

SPRING
OEM: 911962



No. 28482

SHAFT & BEARING HSG KIT
OEM: N/A



OMC - COBRA

LOWER GEAR HOUSING - 3.0L (1990-1993), V6 & V8 (1986-1993)

No. 11052
SPRING
OEM: 324369



No. 21135
CROSS PIN
OEM: 313448



No. 22625
CLUTCH DOG
OEM: 915272



No. 16340
FORWARD GEAR
THRUST BEARING
OEM: 389042



No. 21646
FORWARD GEAR
THRUST WASHER
OEM: 327669



No. 21137
PIN
OEM: 328825



No. 27740
LEVER
OEM: 322938



No. 27720
DETENT
OEM: 915954



No. 27710
SHAFT
OEM: 322941



No. 27730
CRADLE
OEM: 982422



No. 22910
FORWARD GEAR
BEARING
OEM: 389039



No. 27700
HOUSING & BEARING ASSY
OEM: 389455

Includes 22910



No. 22491
DETENT BALL
OEM: 160084



No. 11055
SPRING
OEM: 911962



No. 28481
SHAFT & BEARING HSG KIT
OEM: N/A



No. 23112
TRIM TAB
OEM: 912392



No. 22368
SCREW
OEM: 313715



V6 & V8 (1986-93)
3.0L (1990-93)

OMC - COBRA

LOWER GEAR HOUSING SHIFT SHAFT (1986-1993)

No. 21033

SHIFT ROD
OEM: 914736

Fits:
1986-1993 with V6 & V8
1990-1993 with 4 cyl 3.0L



No. 26440

ROD END
OEM: 914723



No. 21245

NUT
OEM: 914743



No. 22388

SCREW
OEM: 308825



No. 21032

SHIFT ROD ASSEMBLY
OEM: 986658

Fits:
1986-1993 with V6 & V8
1990-1993 with 4 cyl 3.0L



No. 22390

WIPER
OEM: 912157



No. 22375

SCREW
OEM: 304027



No. 27750

COVER & SEAL ASSY.
OEM: 986838



No. 33960

GASKET
OEM: 911878



No. 45200

O-RING
OEM: 318372

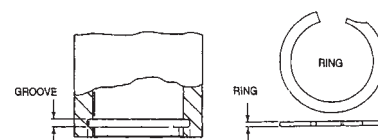
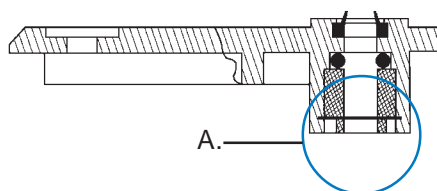


GLM'S RE-DESIGN OF THE COVER & SEAL ASSEMBLY

GLM proudly uses Smalley* internal snap ring for holding the sealing bushing. Unlike the OEMs which locks it dead. No special tools are required for replacing the seal and a service job can be finished in seconds!

No. 27750

OEM: 986838



A. View

*Smalley Steel Ring Co. is a GM vendor

OMC - COBRA

LOWER GEAR HOUSING DRIVE SHAFT (1986-1993)

No. 12960

TUBE
OEM: 911706



No. 12961

GUIDE
OEM: 911715



No. 86620

SEAL - TUBE
OEM: 911705



No. 21180

NUT
OEM: 121731



No. 21490

WASHER
OEM: 305981



No. 27760

WATER PASSAGE HOUSING
OEM: 915720



No. 33970

GASKET
OEM: 915719



Water Passage

No. 83250

O-RING - UPPER
OEM: 318717



No. 22362

SCREW
OEM: 317624



No. 27770

BEARING HOUSING
OEM: 984462



No. 81380

O-RING - LOWER
OEM: 314728



No. 23590

SHIM 0.003"
OEM: 323362



No. 23580

SHIM 0.004"
OEM: 323361

No. 23510

SHIM 0.005"
OEM: 314745

No. 21645

THRUST WASHER
OEM: 327656



No. 16330

THRUST BEARING
OEM: 387656



No. 22404

UPPER DRIVE SHAFT
OEM: 911709



No. 12962

PLUG
OEM: 911710



No. 22406

LOWER DRIVE SHAFT
OEM: 911693

Fits:

1986-1993 with V6 & V8

1990-1993 with 4 cylinder 3.0L



No. 21610

PINION BEARING
OEM: 387817

Fits:

1986-1993 with V6 & V8

1990-1993 with 4 cyl 3.0L



No. 22880

PINION BEARING
OEM: 384195

Fits:

1986-1989 with 3.0L

1987-1990 with 2.3L



No. 11190

PINION NUT
OEM: 314730





Section 5

OMC Cobra Transom Assembly Parts 1986-1993

<i>Transom Assembly - Breakdown (1986-1993)</i>	<i>54-55</i>
<i>Rear Motor Mounts</i>	<i>56</i>
<i>Shift Cable (1986-1993)</i>	<i>56</i>
<i>Transom Service Kit (1986-1993).....</i>	<i>57</i>
<i>Transom Components</i>	<i>57</i>

OMC - COBRA

TRANSOM ASSEMBLY (1986-1993)

Transom Service Kit

No. 21962

33

Shift Cable Assy. Kit

No. 21455

35

Guide Tube Kit

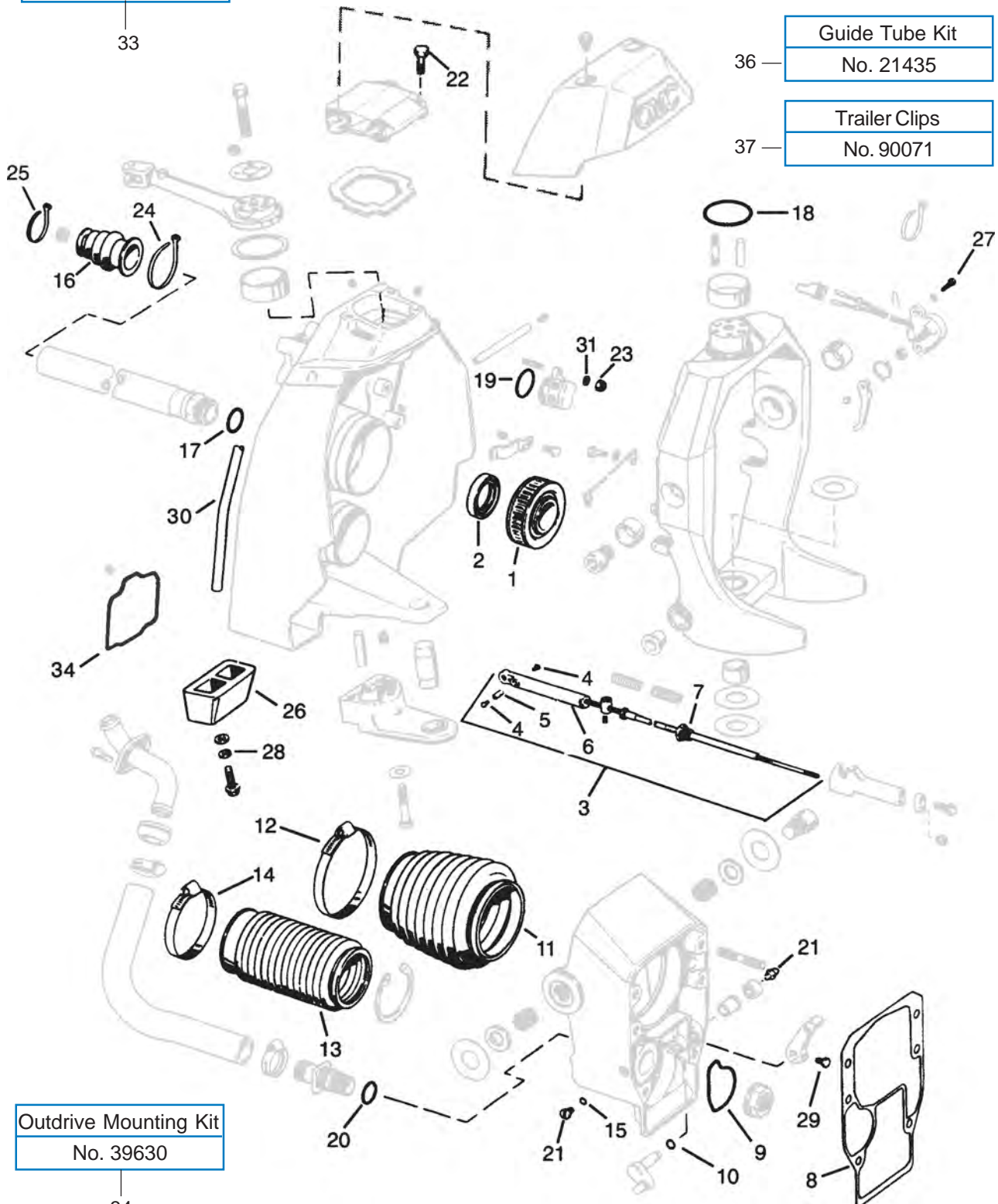
No. 21435

36

Trailer Clips

No. 90071

37



Outdrive Mounting Kit

No. 39630

34

OMC - COBRA

REAR MOTOR MOUNT

No. 21812

REAR MOTOR MOUNT
SERVICE KIT
OEM: N/A

Kit contains:

GLM	OEM	ITEM
19311	318573	Bolt
19321	3852542	Washer
19322	3852622	Washer
19323	3852540	Washer
19351	313623	Lock Nut
21042	3853806	Rear Motor Mount
19352	3852539	Nut



For Most Cobra

No. 21042

REAR MOTOR MOUNT
OEM: 3853806



No. 19311
BOLT
OEM: 318573



No. 19352
NUT
OEM: 3852539



No. 19323

WASHER
OEM: 3852540



No. 19321

WASHER
OEM: 3852542



No. 19322

WASHER
OEM: 3852622



No. 19351

LOCK NUT
OEM: 313623



SHIFT CABLE

No. 90520

SHIFT CABLE ADJUSTMENT TOOL KIT
OEM: 914017 + 915271



Kit contains:

GLM	OEM	ITEM
90500	914017	Bellcrank Alignment Plate
90510	915271	Shift Cable Tool



No. 90500

BELLCRANK ALIGNMENT PLATE
OEM: 914017



No. 90510

SHIFT CABLE TOOL
OEM: 915271



No. 21455

SHIFT CABLE ASSEMBLY KIT
OEM: N/A



Kit contains:

GLM	OEM	ITEM
21715	987661	Shift Cable Assembly
39630	508105	Drive Installation Kit
89210	911826	Bellow
21465	320107	Cable Tie
21466	317893	Cable Tie



No. 21715

SHIFT CABLE ASSEMBLY
OEM: 987661



Cobra
(1986-1993)

No. 21433

SET SCREW
OEM: 912304



No. 21435

GUIDE TUBE KIT
OEM: N/A

Kit contains:

GLM	OEM	ITEM
21434	914742	Guide Tube
21433 (2)	912304	Set Screw
21432	915918	Anchor
80140	304174	O-ring



For All "Clutch Dog" Cobra

No. 21434

GUIDE TUBE
OEM: 914742



No. 21432

ANCHOR
OEM: 915918



OMC - COBRA

TRANSOM SERVICE KIT

No. 21962

OEM: N/A

Kit contains:

GLM	OEM	ITEM
39630	508105	Seal Kit
89210	911826	Shift Cable Bellow
89200	3854127	U-Joint Bellow
89190	914036	Exhaust Bellow
01090	3852604	Hose Clamp
01070	912628	Hose Clamp
21905	3853807	Gimbal Bearing
21465	320107	Cable Tie
21466	317893	Cable Tie



Cobra
(1986-1993)

TRANSOM COMPONENTS

No. 39630

OUTDRIVE
MOUNTING KIT
OEM: 508105



Kit contains:

GLM	OEM	ITEM
34730	915840	Gasket
86300	911823	Seal
81180 (2)	911851	O-ring

For All "Clutch Dog" Cobra
(1986-1993)

No. 21905

GIMBAL BEARING
ASSEMBLY
OEM: 983937



GLM Built in U.S.A.

No. 89210

SHIFT CABLE BELLOW
OEM: 911826



Cobra
(1986-1993)

No. 89190

EXHAUST BELLOW
OEM: 914036



Cobra
(1986-1993)

No. 89200

U-JOINT BELLOW
OEM: 3854127



Cobra
(1986-1998)

No. 90071

TRAILER CLIPS
OEM: 174448



For OMC Cobra



Section 6

OMC Cobra Seawater Pump Parts 1986-1993

OMC - COBRA

WATER PUMP KIT AND COMPONENTS

No. 22385

SCREW
OEM: 912238




No. 86630

SEAL
OEM: 911704



No. 89950

IMPELLER
OEM: 777128



No. 34770

GASKET
OEM: 911702



No. 12405

PUMP HOUSING
OEM: 984744



No. 12391

WATER PUMP LINER
OEM: 911844



No. 12760

WEAR PLATE
OEM: 911703



No. 47010

VENT HOSE WATER PUMP ADAPTER
OEM: 912614

No. 12092

COMPLETE WATER PUMP KIT
OEM: N/A



No. 12091

WATER PUMP SERVICE KIT
OEM: 984461



No. 27900

WATER PUMP
ADAPTER
OEM: 911699



No. 86610

OIL SEAL
OEM: 916058




No. 81280

O-RING
OEM: 909316



No. 82430

O-RING
OEM: 911700



No. 34771

GASKET
OEM: 911698



Section 7

OMC Stringer Upper Gear Housing Parts 1985 & older

<i>Upper Gear Housing - Applications</i>	62
<i>Upper Gear Housing - Complete</i>	63
<i>Upper Gear Housing - Empty</i>	64
<i>Bearing Retainer - Assemblies</i>	65
<i>Upper Gear Housing - Rebuild Kits</i>	65
<i>Upper Gear Housing - Seal Kits</i>	66
<i>Upper Gear Sets</i>	67
<i>Upper Gear Housing - Breakdown (1973-1985)</i>	68-69
<i>Upper Gear Housing Components</i>	70-71
<i>Drive Shafts</i>	72
<i>Steering Components</i>	73

OMC - STRINGER

COMPLETE UPPER AND LOWER GEAR HOUSING ASSEMBLY

APPLICATION CHART (1973-1985)

Model	Year	Upper Complete	Upper Housing	Lower Complete	Lower Housing
All 4-Cylinder	1973-1977	27500	27000	-	-
All 4-Cylinder	1978-1985	27500	27000	28830*#	-
V6, 165 HP, 250 CID	1973-1977	27300	27000	-	-
V6 Chevy, 3.8L, 229 CID	1981-1985	27400	27000	28830	28600
V6 Chevy, 4.3L, 262 CID	1985	27300	27000	28830	28600
V6 Chevy, 5.0L, 307 CID	1973-1977	27200	27000	-	-
V6 Chevy, 5.0L, 305 CID	1978-1985	27200	27000	28830*	28600*
V8 Ford, 5.0L, 302 CID	1974-1977	27200	27000	-	-
V8 Chevy, 5.7L, 350 CID	1978-1985	27100	27000	28830*	28600*
V8 Ford, 5.8L, 351 CID	1975-1977	27100	27000	-	-
V8 Ford, 5.8L, 351 CID	1978-1979	27100	27000	28830*	28600*

*The GLM #28830 complete lower gear housing is a direct replacement for the 1981-1985 OMC lower gear housing. The installation of the 1981-1985 ESA (Electronic Shift Assist) components and shift cable are necessary to replace the lower gear housing on the 1978-1980 OMC sterndrives with hydraulic shift.

#The GLM #28830 complete V6/V8 lower gear housing (large diameter) can be used to replace the 1978-1985 four-cylinder lower gear housing (small diameter) if the upper housing gear ratio is changed to 21:20. The installation of the 1981-1985 ESA (Electronic Shift Assist) components and shift cable are necessary to replace the lower gear housing on the 1978-1980 OMC sterndrives with hydraulic shift.

^The GLM #28600 lower housing will not replace the 1978-1980 OMC lower housings with hydraulic shift.

OMC - STRINGER

COMPLETE UPPER GEAR HOUSING ASSEMBLY (1973-1985)

100% New



Engine	Teeth on Original Gears	GLM No.	OEM No.
4-Cylinder, All	21T/18T	27500	982488
V6, 3.8L, 229 CID	21T/20T	27400	982739
L6, 165 HP	21T/19T	27300	981229
V6, 4.3L, 262 CID	21T/19T	27300	981229
V8 Ford, 5.0L, 302 CID	21T/17T	27200	982487
V8 Chevy, 5.0L, 305 CID	21T/17T	27200	982487
V8 Chevy, 5.7L, 350 CID	21T/16T	27100	982488
V8 Ford, 5.8L, 351 CID	21T/16T	27100	982488

OMC - STRINGER

UPPER GEAR HOUSING (1973-1985)

No. 27000

OEM: 982226

1973-1985 OMC Empty Gear Housing Ready for Your Components

**Don't scrap a boat because of a corroded upper gear housing!
Replace it with a NEW housing from GLM.**

The GLM #27000 will work on all 1973-1985 OMC sterndrives and will accept the original internal and external OMC components.



OMC - STRINGER

BEARING RETAINER ASSEMBLIES (1973-1985)

No. 22590 21T/16T

OEM: 982478

No. 22580 21T/17T

OEM: 982477

No. 22567 21T/18T

OEM: 982476

No. 22568 21T/19T

OEM: 984263

No. 22570 21T/20T

OEM: 982738



UPPER GEAR HOUSING REBUILD KIT (1973-1985)

No. 22519 21T/16T

OEM: N/A

No. 22516 21T/17T

OEM: N/A

No. 22537 21T/18T

OEM: N/A

No. 22538 21T/19T

OEM: N/A

No. 22539 21T/20T

OEM: N/A



OMC - STRINGER

UPPER GEAR HOUSING SEAL KITS

No. 87651

OEM: 981799



For 100 thru 245 (1968-1972)

No. 87650

OEM: 982949



For All Models (1973-1985)

UPPER GEAR HOUSING KITS APPLICATION CHART (1973-1985)

Engine	Teeth on Original Gears	Upper Rebuild Kit	Bearing Retainer Kit	Upper Seal Kit
4-Cylinder, All	21T/18T	22537	22567	87650
V6, 3.8L, 229 CID	21T/20T	22539	22570	87650
L6, 165 HP	21T/19T	22538	22568	87650
V6, 4.3L, 262 CID	21T/19T	22538	22568	87650
V8 Ford, 5.0L, 302 CID	21T/17T	22516	22580	87650
V8 Chevy, 5.0L, 305 CID	21T/17T	22516	22580	87650
V8 Chevy, 5.7L, 350 CID	21T/16T	22519	22590	87650
V8 Ford, 5.8L, 351 CID	21T/16T	22519	22590	87650

OMC - STRINGER

UPPER GEAR SETS (1973-1985)

GLM is first in the marine industry to have all of the OMC upper housing gear ratios.

Different size engines require different gear ratios in the drive. The manufacturer changes these ratios with different gear sets. The gear ratio change is in the upper gear housing*. All 1973-1985 OMC upper gear housings are identical** except for the tooth count on the gears. Below is a chart showing the tooth count for the different size engines used with OMC sterndrives.



All GLM upper gear sets come with:

GLM No.	OEM No.	Item
21544	382212	Bearing
21545	379585	Bearing
21547	375761	Bearing

Engine	Teeth on Original Gears	GLM No.	OEM No.
4-Cylinder, All	21T/18T	22518	982244
V6, 3.8L, 229 CID	21T/20T	22530	982835
L6, 165 HP	21T/19T	22514	984262
V6, 4.3L, 262 CID	21T/19T	22514	984262
V8 Ford, 5.0L, 302 CID	21T/17T	22512	982259
V8 Chevy, 5.0L, 305 CID	21T/17T	22512	982259
V8 Chevy, 5.7L, 350 CID	21T/16T	22510	982261
V8 Ford, 5.8L, 351 CID	21T/16T	22510	982261

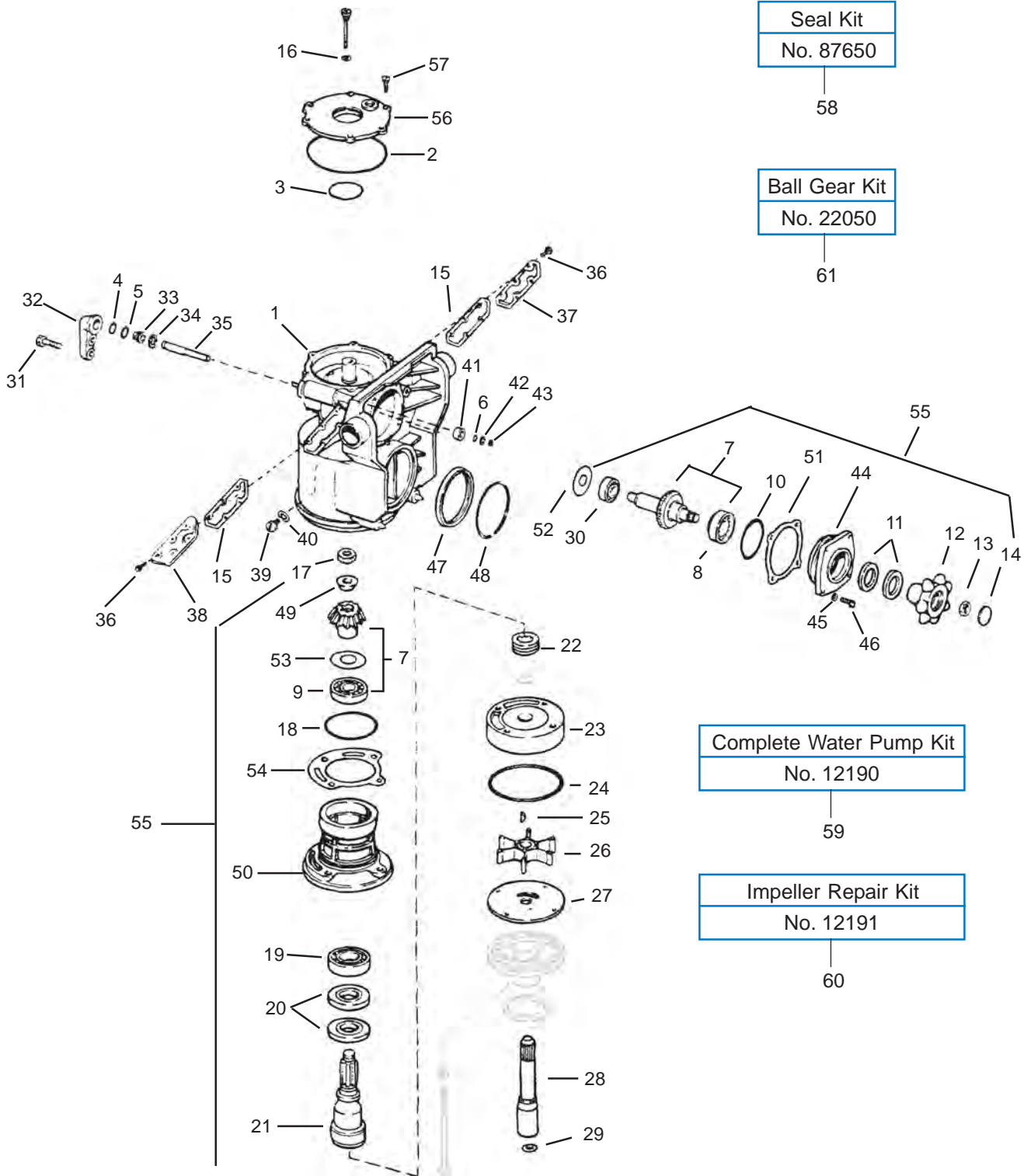
*All lower gear housing ratios are either 2.0:1 for the four-cylinder engines or 1.83:1 for the six and eight-cylinder engines.

The original driven gears in 1973 and 1974 upper gear housings are **not machined for a centering cone. All 1975 and newer driven gears and all GLM replacement driven gears are machined for a centering cone. A new drive shaft with shorter splines and a centering cone must be installed when replacing the original (non-centering cone) driven gear.

Rebuild your OMC powered boat with high quality GLM parts!
GLM is the source for OMC parts!

OMC - STRINGER

UPPER GEAR HOUSING (1973-1985)



Seal Kit
No. 87650

58

Ball Gear Kit
No. 22050

61

Complete Water Pump Kit
No. 12190

59

Impeller Repair Kit
No. 12191

60

OMC - STRINGER

UPPER GEAR HOUSING (1973-1985)

GLM No.	Ref No.	OEM No.	Description	GLM No.	Ref No.	OEM No.	Description
27000	1	982226	Upper Gearcase Assembly	27830	43	911317	Retaining Ring
82480	2	313175	O-ring	27960	44	313184	Bearing Retainer
82250	3	310327	O-ring (Electric Shift)	21492	45	302290	Lockwasher
82250	3	910582	O-ring (400-800)	22327	46	909386	Screw
82140	4	302540	O-ring (Early Model)	86652	47	308768	Seal
80230	4	909140	O-ring (Late Model)	11056	48	308590	Spring
42140	5	909139	Quad Ring	22515	49	909123	Centering Cone
41120	6	909048	Quad Ring	27950	50	910240	Bearing Housing
22510	7	982261	Gears 21:16	23312	51	313202	Shim .002
22512	7	982259	Gears 21:17	23313	51	313203	Shim .003
22514	7	984262	Gears 21:19	23314	51	313204	Shim .004
22518	7	982835	Gears 21:18	23315	51	313205	Shim .005
22530	7	982244	Gears 21:20	23316	51	313206	Shim .006
21544	8	382212	Bearing	23323	52	313163	Shim .003
21545	9	379585	Bearing	23324	52	313164	Shim .004
82350	10	308621	O-ring	23325	52	313165	Shim .005
86080	11	981196	Oil Seal	23326	52	313166	Shim .006
22020	12	908069	Ball Gear	23327	52	313167	Shim .007
22330	13	908064	Nut	23328	52	313168	Shim .008
22030	14	908052	Cover	23333	53	313193	Shim .003
34180	15	308592	Gasket	23334	53	313194	Shim .004
33050	16	315189	Gasket	23335	53	313195	Shim .005
22310	17	907866	Lock Nut	23336	53	313196	Shim .006
82360	18	553126	O-ring	23337	53	313197	Shim .007
21546	19	382165	Bearing	23338	53	313198	Shim .008
86090	20	981268	Oil Seal	23339	53	313199	Shim .009
22412	21	909121	Drive Shaft (Low Profile)	23340	53	313200	Shim .010
22422	21	981220	Drive Shaft (High Profile)	23345	54	313185	Shim .005
22423	21	382883	Drive Shaft (High Profile)	23346	54	313186	Shim .006
86100	22	907774	Shaft Seal	23347	54	313187	Shim .007
12390	23	983298	Pump Housing	23348	54	313188	Shim .008
82520	24	910238	O-ring	23349	54	313189	Shim .009
89595	25	308928	Key	23350	54	313190	Shim .010
89760	26	777130	Impeller Pump Plate	22567	55	982476	Bearing Retainer Assy. 2.5/3.0L
12590	27	313176	Pump Plate	22570	55	982738	Bearing Retainer Assy. 3.8L
22410	28	909753	Pump Drive Shaft (Low Profile)	22568	55	984263	Bearing Retainer Assy. 4.3L
22411	28	908087	Pump Drive Shaft (High Profile)	22580	55	982477	Bearing Retainer Assy. 5.0L
80220	29	314491	O-ring	22590	55	982478	Bearing Retainer Assy. 5.7L
21547	30	375761	Bearing	27860	56	313228	Cover
22329	31	305282	Screw	22307	57	909638	Screw
27970	32	908870	Bracket	87650	58	982949	Seal Kit
27990	33	908871	Retainer	12190	59	983218	Complete Water Pump Kit
27840	34	911316	Retainer Ring	12191	60	-	Impeller Repair Kit
27980	35	908890	Spacer Shaft	22050	61	-	Ball Gear Kit
22328	36	3852473	Screw				
28440	37	308699	Water Cover - Stbd.				
28450	38	308591	Water Cover - Port				
21731	39	318544	Screw Set				
31171	40	311598	Gasket				
27820	41	308883	Bushing				
31173	42	314390	Gasket				

OMC - STRINGER

UPPER GEAR HOUSING COMPONENTS

No. 22050

BALL GEAR KIT

Kit contains:

GLM	OEM	ITEM
82350	308621	O-ring
22030	908062	Cover (2)
22010	908063	Ball Gear
22330	908064	Nut (2)
22020	908069	Ball Gear
81440	908383	O-ring
86010	981195	Seal (2)
86080	981196	Seal (2)



No. 27960

BEARING RETAINER
OEM: 313184



No. 86080

SEAL - BEARING
RETAINER (2)
OEM: 981196



No. 22020

BALL GEAR
OEM: 908069



No. 22330

BALL GEAR NUT
OEM: 908064



No. 21492

LOCKWASHER
OEM: 302290



No. 22327

SCREW
OEM: 909386



No. 22030

BALL GEAR COVER
OEM: 908062



No. 21544

TAPERED ROLLER
BEARING - RETAINER
OEM: 382212



No. 82350

O-RING -
BEARING - RETAINER
OEM: 308621



SHIMS

No. 23312 (.002)

OEM: 313202

No. 23313 (.003)

OEM: 313203

No. 23314 (.004)

OEM: 313204

No. 23315 (.005)

OEM: 313205

No. 23316 (.010)

OEM: 313206

No. 23310

COMPLETE KIT
OEM: N/A

No. 22010

BALL GEAR
OEM: 908063

Intermediate Housing



SHIMS - REAR BEARING

No. 23323 (.003)

OEM: 313163

No. 23324 (.004)

OEM: 313164

No. 23325 (.005)

OEM: 313165

No. 23326 (.006)

OEM: 313166

No. 23327 (.007)

OEM: 313167

No. 23328 (.008)

OEM: 313168

No. 23320

COMPLETE KIT
OEM: 313163



No. 21547

TAPERED ROLLER BEARING
OEM: 375761



OMC - STRINGER

UPPER GEAR HOUSING COMPONENTS

No. 22310

NUT
OEM: 907866



No. 22515

CENTERING CONE
OEM: 909123



No. 21545

UPPER TAPERED
ROLLER BEARING
OEM: 379585



SHIMS

No. 23333 (.003)

OEM: 313193

No. 23334 (.004)

OEM: 313194

No. 23335 (.005)

OEM: 313195

No. 23336 (.006)

OEM: 313196

No. 23337 (.007)

OEM: 313197

No. 23338 (.008)

OEM: 313198

No. 23339 (.009)

OEM: 313199

No. 23340 (.010)

OEM: 313200

No. 23330

COMPLETE KIT

OEM: N/A



No. 82360

O-RING - BEARING HOUSING
OEM: 553126

SHIMS

No. 23345 (.005)

OEM: 313185

No. 23346 (.006)

OEM: 313186

No. 23347 (.007)

OEM: 313187

No. 23348 (.008)

OEM: 313188

No. 23349 (.009)

OEM: 313189

No. 23350 (.010)

OEM: 313190

No. 27950

BEARING HOUSING
OEM: 910240



No. 21546

LOWER TAPERED
ROLLER BEARING
OEM: 382165



No. 86090

SEAL (2)
OEM: 981268



OMC - STRINGER

DRIVE SHAFTS (1973-1985)

No. 22412

OEM: 909121

All
(1978-1985)



Low Profile
(1975-1977)

No. 22422

OEM: 981220
Short Spline

Electric Shift
Use WITH centering cone No. 22515



High Profile
(1975-1977)

No. 22423

OEM: 382883
Long Spline

Electric Shift
Use WITHOUT centering cone



High Profile
(1973-1974)

Model	Year	Upper Drive Shaft
All Models High Profile*	1973-1974	22423 Long Shaft
All Models Low Profile*	1973-1974	NLA - Short Shaft
All Models High Profile**	1975-1977	22422 Long Shaft
All Models Low Profile***	1975-1985	22412 Short Shaft

* Starting with model year 1975 all driven gears were machined to accept a centering cone below the drive shaft retaining nut. This centering cone requires a drive shaft with a shorter spline.

Upper gear housings, model year 1973 and 1974, with the original driven gear (no centering cone) require GLM #22423 drive shaft with longer splines. **This drive shaft fits only the high profile gear case.** GLM does not manufacture the drive shaft with longer splines for the low profile gear case.

All 1975 and newer upper gear housings and all older upper gear housings utilizing the new driven gear (with centering cone) will utilize drive shaft GLM #22412 (low profile) or GLM #22422 (high profile).

**The high profile upper gear housing was discontinued for 1978.

***All 1978-1985 upper gear housings are low profile.



OMC - STRINGER

No.28440

WATER COVER-STBD
OEM: 308699



No.28450

WATER COVER -PORT
OEM: 308591



No. 34180

WATER COVER
GASKET (2)
OEM: 308592



No. 22307

SCREW
OEM: 9096381



No. 82250

O-RING
OEM: 910582



No. 22328

SCREW
OEM: 3852473



No. 27860

COVER
OEM: 313228



No. 86652

SEAL
OEM: 308768



No. 11056

SPRING
OEM: 308590



No. 82480

O-RING - COVER
OEM:313175



STEERING

No. 27970

BRACKET
OEM: 908870



No. 42140

QUAD RING
OEM: 909139



No. 27820

BUSHING
OEM: 308883



No. 27820

BUSHING
OEM: 308883



No. 31173

GASKET
OEM: 314390



No. 80230

O-RING
OEM: 909140



No. 27990

RETAINER
OEM: 908871



No. 27980

SPACER SHAFT
OEM: 908890



No. 41120

QUAD RING
OEM: 909048



No. 27840

RETAINER
OEM: 911316



No. 22329

SCREW
OEM: 305282





Section 8

OMC Stringer Lower Gear Housing Parts 1985 & Older

<i>Upper & Lower Gear Housing - Applications</i>	76
<i>Lower Gear Housing - Complete</i>	77
<i>Lower Gear Housing - Empty</i>	78
<i>Lower Gear Housing - Assembly Kit.....</i>	79
<i>Lower Gear Housing - Seal Kits</i>	79
<i>Lower Gear Housing - Breakdown (1978-1985)</i>	80-81
<i>Lower Gear Sets</i>	82-85
<i>Lower Gear Housing Components (1978-1985)</i>	86
<i>Prop Shaft Parts - 4-Cyl. w/ Mechanical Shift (1978-1985)</i>	87
<i>Prop Shaft Parts - V6/V8 w/ Mechanical Shift (1978-1985)</i>	87
<i>Lower Gear Housing - 4-Cyl. w/ Mechanical Shift (1978-1985) ...</i>	88
<i>Lower Gear Housing - V6/V8 w/ Mechanical Shift (1978-1985) ...</i>	89
<i>Shift Parts</i>	90
<i>Miscellaneous.....</i>	90
<i>Electric Shift Lower</i>	91

OMC - STRINGER

COMPLETE UPPER AND LOWER GEAR HOUSING ASSEMBLY

APPLICATION CHART 1973-1985

Model	Year	Upper Complete	Upper Housing	Lower Complete	Lower Housing
4-Cylinder, All	1973-1977	27500	27000	-	-
4-Cylinder, All	1978-1985	27500	27000	28830#	-
L6, 165 HP, 250 CID	1973-1977	27300	27000	-	-
V6 Chevy, 3.8L, 229 CID	1981-1985	27400	27000	28830	28600
V6 Chevy, 4.3L, 262 CID	1985	27300	27000	28830	28600
V8 Chevy, 5.0L, 307 CID	1973-1977	27200	27000	-	-
V8 Chevy, 5.0L, 305 CID	1978-1985	27200	27000	28830*	28600^
V8 Ford, 5.0L, 302 CID	1974-1977	27200	27000	-	-
V8 Chevy, 5.7L, 350 CID	1978-1985	27100	27000	28830*	28600^
V8 Ford, 5.8L, 351 CID	1975-1977	27100	27000	-	-
V8 Ford, 5.8L, 351 CID	1978-1979	27100	27000	28830*	28600^

*The GLM #28830 complete lower gear housing is a direct replacement for the 1981-1985 OMC lower gear housing. The installation of the 1981-1985 ESA (Electronic Shift Assist) components and shift cable are necessary to replace the lower gear housing on the 1978-1980 OMC sterndrives with hydraulic shift.

#The GLM #28830 complete V6/V8 lower gear housing (large diameter) can be used to replace the 1978-1985 four-cylinder lower gear housing (small diameter) if the upper housing gear ratio is changed to 21:20. The installation of the 1981-1985 ESA (Electronic Shift Assist) components and shift cable are necessary to replace the lower gear housing on the 1978-1980 OMC sterndrives with hydraulic shift.

^The GLM #28600 lower housing will not replace the 1978-1980 OMC lower housings with hydraulic shift.

OMC - STRINGER

COMPLETE LOWER GEAR HOUSING ASSEMBLY - V6 & V8 (1978-1985)

No. 28830

OEM: 987242

Ratio: 12:22

Strongest Lower Gear Housing Assembly in the Marine Industry for 1978-1985* OMC V6 and V8 Sterndrives

☆ Without Shift Assembly ☆



All GLM replacement lower gear housings for the V6 and V8 OMC Stringer sterndrives have the new heavy duty #22666 gear sets. This new gear set has fewer, larger, stronger teeth. The pinion gear has 12 teeth and the forward and reverse gears have 22 teeth. The original OEM gear set has 14 teeth on the pinion and 26 teeth on the forward and reverse gears. During the gear machining process an additional pass is made over each tooth for a finer surface. This makes the gear operation especially quiet. These durable gears are capable of operating with up to 300 horsepower. All GLM lower gear housings have the large 1-1/4 inch diameter prop shafts with a reverse thrust washer installed between the shaft and reverse gear**.

**Many 1978-1980 OMC sterndrives have had the hydraulic shift lower gear housing replaced with the 1981-85 mechanical shift lower gear housing. Sterndrives with the original hydraulic shift lower gear housing do not have an ESA (electronic shift assist) box or overstroke switches on the shift converter. 1978-1980 sterndrives that have been converted to the mechanical shift lower gear housing do/must have the ESA and overstroke switches installed.*

***For model year 1991 OMC increased the prop shaft diameter at the carrier needle bearing (not the prop splines) from 1-3/16 to 1-1/4 inches. The larger prop shaft/needle bearing is a direct replacement into the 1981-1985 lower gear housing and is installed in all GLM lower gear housings.*

Year	Model	Lower Housing	Lower Complete
1981-85	V6, 3.8L	28600	28830
1985	V6, 4.3L	28600	28830
1981-85	V8, 5.0L, 200-230HP	28600	28830
1981-85	V8, 5.7L, 260HP	28600	28830

OMC - STRINGER

GEAR HOUSING ASSEMBLY (1978-1985)

No. 28600

OEM: 438050

1978-1985 OMC Empty Gear Housing Ready for Your Components

**Don't scrap a boat because of a damaged or corroded lower gear housing!
Replace it with a NEW housing from GLM.**



The GLM #28800 will fit on all 1978 -1985 OMC sterndrives with a V6 or V8 engine and mechanical shift*. It will accept the original internal and external OMC components**.

* Will not fit the 1978-1980 with hydraulic shift.

** Must use the propeller bearing carrier GLM #11406

List of improvements made to the GLM housing:

- **Sand Cast from superior A356T5 Aluminum Alloy**
(Original is Die Cast from inferior A380T6)
- **Mer cruiser style pressed fit pinion needle bearing**
(Original is held in place with a screw)
- **Prop Shaft Carrier is retained with bolts and tabs (1991-1993 Cobra style)**
(1978-1985 carriers are held in place with internal snap rings and 1/4" bolts)
- **Prop Shaft Carrier is prevented from rotating with a key and groove**
- **Water pickup screens are removable with out disassembling the drive.**
(1978-1985 water screens are removed only from the inside of the gear housing)

OMC - STRINGER


COMPLETE GEAR HOUSING ASSEMBLY KIT

No. 28870

OEM: N/A
 1.86 Ratio
 All Prop Shaft 1-1/4 in. Dia.

V6 & V8 (1978-1985)
 with mechanical shift

*Kit comes without
 SHIFT ASSY.



LOWER GEAR HOUSING SEAL KITS

No. 87620

OEM: 981797

(1968-1977)
 with electric shift



No. 87630

OEM: 982946

V6 & V8 (1978-1985)
 with mechanical shift



No. 87640

OEM: 982947

4-Cyl. (1978-1985)
 with mechanical shift



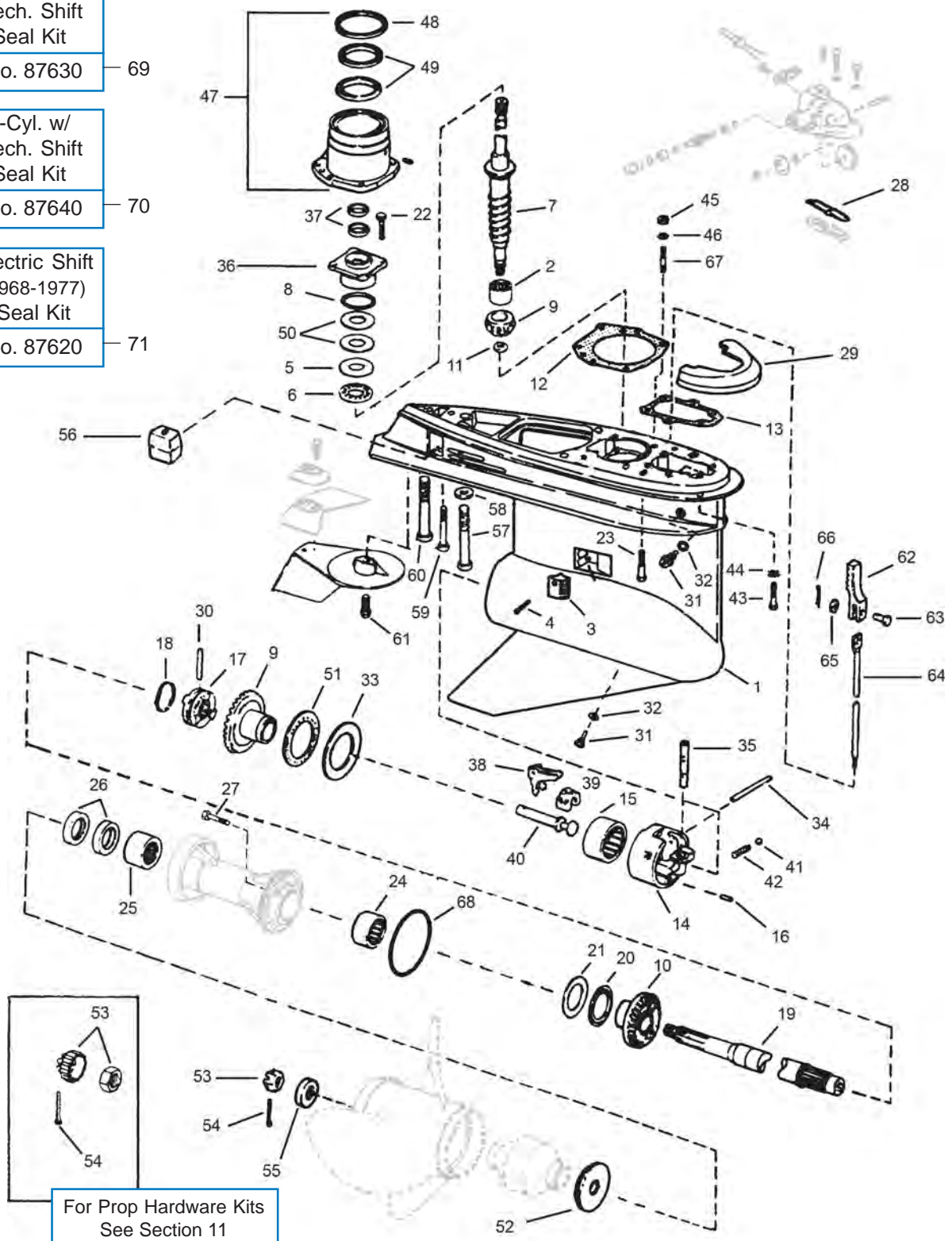
OMC - STRINGER

LOWER GEAR HOUSING COMPONENTS - WITH MECHANICAL SHIFT (1978-1985)

V6, V8 w/
Mech. Shift
Seal Kit
No. 87630 — 69

4-Cyl. w/
Mech. Shift
Seal Kit
No. 87640 — 70

Electric Shift
(1968-1977)
Seal Kit
No. 87620 — 71



For Prop Hardware Kits
See Section 11

OMC - STRINGER

LOWER GEAR HOUSING COMPONENTS - WITH MECHANICAL SHIFT (1978-1985)

GLM No.	Ref No.	OEM No.	Description	GLM No.	Ref No.	OEM No.	Description
28600	1	438050	Gearcase Assembly	27740	38	322938	Lever
21610	2	387817	Pinion Bearing	27741*	38	324037	Lever 4-Cyl.*
22880*	2	384195	Pinion Bearing 4-Cyl.*	27730	39	982422	Cradle
21885	3	337778	Screen	27710	40	322941	Shaft
22363	4	337061	Screw	22491	41	160084	Detent Ball
21645	5	327656	Thrust Washer	11055	42	911962	Spring
16330	6	387656	Thrust Bearing	22369	43	912127	Screw
22413	7	982424	Drive Shaft	21761	44	328701	Lockwasher
81380	8	314728	O-ring	21180	45	121731	Nut
22623*	9	5004216	P/Forward Gear Set M*	21490	46	305981	Washer
22621*	9	435088	P/Forward Gear Set H*	27780+	47	982439	Swivel Bearing Retainer V6 & V8 +
22631*	9	986979	P/Forward Gear Set 4-Cyl.*	86040	48	310649	Oil Seal
22624	10	910994	Reverse Gear	86050	49	313353	Oil Seal
22632*	10	345992	Reverse Gear 4-Cyl.*	23590	50	323362	Shim .003
22666	9+10	-	Gear Set (Heavy Duty)	23580	50	323361	Shim .004
11190	11	314730	Nut	23510	50	314745	Shim .005
34720	12	910236	Gasket	16340	51	389042	Thrust Bearing
33730*	12	910338	Gasket 4-Cyl.*	16310*	51	385043	Thrust Bearing 4-Cyl.*
33020	13	324670	Gasket	22230*	52	127084	Thrust Washer 4-Cyl.*
27700	14	389455	Housing & Bearing Assembly	22221	52	126870	Thrust Washer
27702*	14	391365	Housing & Bearing Assy. 4-Cyl.*	22150*	53	314503	Nut 4-Cyl.*
22910	15	389039	Bearing	22185	54	398042	Nut & Keeper
22870*	15	382407	Bearing 4-Cyl.*	22120*	54	314502	Cotter Pin 4-Cyl.*
21138	16	331880	Pin	22142	54	306394	Cotter Pin
22625	17	337774	Clutch Dog	22250*	55	315810	Spacer 4-Cyl.*
22633*	17	910578	Clutch Dog 4-Cyl.*	22190	55	320570	Spacer
11052	18	324369	Spring	12776	56	436745	Anode
22414*	19	395209	Prop Shaft M*	22365	57	914535	Screw 7/16 x 3-1/2 -14
22415*	19	982416	Prop Shaft H*	21674	58	330265	Washer
22416*	19	436888	Prop Shaft (1976-1986) 4-Cyl.*	22366	59	328096	Screw
16300	20	382408	Thrust Bearing	22367	60	330263	Screw 3/8 x 3-1/2 -16
21642	21	314731	Thrust Washer	22368	61	313715	Screw
22362	22	317624	Screw	27870	62	910311	Rack
22371	23	331999	Screw 3/8 x 1-3/4 -16	27880	63	910539	Pin
22870	24	382407	Bearing	27890+	64	910309	Shift Rod V6 & V8 +
11410	25	387247	Bearing	21678	65	306358	Washer
85130	26	320862	Oil Seal	22145	66	306376	Cotter Pin
22300	27	316563	Screw	22473	67	910551	Stud
34690	28	909604	Gasket	82400	68	305123	O-ring
12773	29	983494	Anode	82370*	68	313446	O-ring 4-Cyl.*
21135	30	313448	Cross Pin	87630	69	982946	Seal Kit V6 & V8 w/ Mech. Shift
21731	31	318544	Draining Screw	87640	70	982947	Seal Kit 4-Cyl. w/ Mech. Shift
31171	32	311598	Gasket	87620	71	981797	Seal Kit w/ Electric Shift (1968-77)
21646	33	327669	Thrust Washer	<p><i>*The 1978-1985 OMC Sterndrives with four-cylinder engines utilize a small diameter lower gear housing.</i></p> <p><i>+The 1978-1986 OMC sterndrives with V6 or V8 engines use a large diameter lower gear housing.</i></p> <p><i>The lower gear housing parts are interchangeable except where noted with an asterisk or plus sign.</i></p> <p><i>M* - Mechanical Shift</i> <i>H* - Hydraulic Shift</i></p>			
21644*	33	324766	Thrust Washer 4-Cyl.*				
21137	34	328825	Pin				
21135*	34	320145	Pin 4-Cyl.*				
27721	35	910310	Detent				
22730	36	982422	Bearing Housing & Seal				
86060	37	321467	Oil Seal				

OMC - STRINGER

LOWER GEAR HOUSING GEARS - V6 & V8

HEAVY DUTY

Gear Set GLM #22666

Includes #21651 thrust washer*



When all three gears need replacing in your OMC sterndrive the installation of the GLM #22666 heavy-duty gear set is highly recommended. The heavy-duty gears can be used with all V6 and V8 OMC sterndrives from 1978-1985 with mechanical shift (not 1978-1980 with hydraulic shift).

It is recommended that a new clutch GLM # 22625 (this clutch is not included with the gear set) be installed with the heavy-duty gears.

GLM #22666 heavy-duty gears fit these OMC Sterndrive units:

3.8L/229CI	V6	1981-85
4.3L/262CI	V6	1985
5.0L/305CI	V8	1981-85
5.7L/350CI	V8	1981-85

IMPORTANT NOTE:

The new heavy-duty GLM #22666 gears will not interchange with the standard gears. For individual gear replacement, you must use the standard duty GLM #22623 pinion and forward gears or the GLM #22624 reverse gear.

✓ **STRONGER**

OEM gear sets are machined from 8620 forged steel. The GLM gear set is machined from a higher alloy forged steel. The stronger teeth and higher alloy steel results in a gear that is 50% stronger than any other comparable gear set. These durable gears are capable of operating with up to 300 horsepower.

✓ **MORE DURABLE**

The new GLM gear set has fewer, larger, and stronger teeth. The pinion gear has 12 teeth and the forward and reverse gears have 22 teeth. The original OEM gear set has 14 teeth on the pinion and 26 teeth on the forward and reverse gears.

✓ **QUIETER**

During the gear machining process, an additional pass is made over each tooth for a finer surface. This makes the gear operation especially quiet.

*For model year 1990 OMC increased the prop shaft diameter at the carrier needle bearing (not the prop splines) from 1-3/16 to 1-1/4 inches. Some older gearcases may be fitted with the new large diameter prop shaft. The large diameter prop shaft utilizes a thrust washer (included with this gear set) between the prop shaft and reverse gear. Discard the thrust washer when using the small diameter prop shaft.



OMC - STRINGER


LOWER GEAR HOUSING GEARS - STANDARD

STANDARD DUTY

Replacement Gear Sets

These gearsets are an exact copy of the gears used in the V6 and V8 OMC Sterndrives from 1978-1985 with mechanical shift* (not 1978-1980 with hydraulic shift).

**Many 1978-1980 OMC hydraulic shift lower gearcases have been replaced with the 1981-85 mechanical shift lower gearcase. 1978-1980 hydraulic shift gear sets are still available, GLM #22620.*



COMPLETE GEAR SET - Forward/Pinion/Reverse - 14/26 teeth - Comes with the GLM #22625 clutch	GLM #22622	OEM N/A
FORWARD & PINION SET - May be used with OMC reverse gear - 14/26 teeth	GLM #22623	OEM #5004216
REVERSE GEAR - May be used with OMC forward and pinion gears - 26 teeth - Includes thrust washer #21651**	GLM #22624	OEM #910994
CLUTCH	GLM #22625	OEM #337774

***For model year 1990 OMC increased the prop shaft diameter at the carrier needle bearing (not the prop splines) from 1-3/16 to 1-1/4 inches. Some older gearcases may be fitted with the new large diameter prop shaft. The large diameter prop shaft utilizes a thrust washer (included with this gear set) between the prop shaft and reverse gear. Discard the thrust washer when using the small diameter prop shaft.*

It is recommended that the above standard duty replacement gears be used only with V6 powered sterndrives listed below:

3.8L/229CI	V6	Chev.	1981-85
4.3L/262CI	V6	Chev.	1985

GLM recommends the heavy-duty gearset #22666 for all V8 powered sterndrives.

OMC - STRINGER

LOWER GEAR HOUSING GEARS - 4 CYLINDER

4-CYLINDER GEARS

These gearsets are an exact copy of the gears used in the 4-Cylinder OMC Sterndrives from 1978-1985 with mechanical shift (not 1978-1980 with hydraulic shift).



#22631
Forward & Pinion Set


#22632
Reverse Gear

#22633
Clutch Dog

COMPLETE GEAR SET - Forward/Pinion/Reverse - 13/26 teeth - Comes with the GLM #22633 clutch	GLM #22630	OEM N/A
FORWARD & PINION SET - May be used with OMC reverse gear - 13/26 teeth	GLM #22631	OEM #986979
REVERSE GEAR - May be used with OMC forward and pinion gears - 26 teeth	GLM #22632	OEM #345992
CLUTCH	GLM #22633	OEM #910578

OMC - STRINGER

LOWER GEAR HOUSING GEARS - V6 MECHANICAL / HYDRAULIC SHIFT



COMPLETE GEAR SET - Forward/Pinion/Reverse - 14/26 teeth - Comes with the GLM #22625 clutch	GLM #22620	OEM N/A
FORWARD & PINION SET - 14/26 teeth	GLM #22621	OEM #5004941
REVERSE GEAR & CLUTCH - 26 teeth	GLM #22652	OEM #437297
CLUTCH	GLM #22625	OEM #337774, 914716, 915272

LOWER GEAR HOUSING GEARS APPLICATION GUIDE

Model	Year	Lower Drive Shaft	Prop Shaft	Pinion/Fwd Gear Set	Reverse Gear	Clutch Dog	Complete Set w/ Clutch Dog
HYDRAULIC SHIFT (1978-1980)							
120/140	1978-1980	-	-	-	-	22633	-
185/225	1978-1980	22413	22415	22621	22624	22625	22620
240/250 Ford	1978-1979	22413	22415	22621	22624	22625	22620
200/230/260	1978-1980	22413	22415	22621	22624	22625	22620
MECHANICAL SHIFT (1981-1985)							
120/2.5	1981-1985	-	22416	22631	22632	22633	22630
140/3.0	1981-1985	-	22416	22631	22632	22633	22630
3.8	1981-1985	22413	22414	22666*		22625	-
3.8	1981-1985	22413	22414	22623	22624	22625	22622
4.3	1985	22413	22414	22666*		22625	-
4.3	1985	22413	22414	22623	22624	22625	22622
200/230/260	1981	22413	22414	22666*		22625	-
5.0/5.7	1982-1985	22413	22414	22666*		22625	-

* Heavy Duty Gear Set

For the 1978 model year the OMC stringer sterndrive was redesigned, the old electric shift lower gear housing was replaced with this new hydraulic shift assist, large diameter, V6 gear housing. The hydraulic shift assist lower gear housing did not prove to be reliable and was replaced with a mechanical shift lower gear housing on the 1979 and newer V6 outboards and the 1981 and newer OMC sterndrives. OMC made available to owners of 1978-1980 sterndrives a mechanical shift lower gear housing conversion kit for a very low price. This kit consisted of a complete lower gear housing, an ESA (electronic shift assist) box, ESA activation switch and two shift overstroke switches.

It is the customer's responsibility to determine if a 1978-1980 OMC sterndrive has the original hydraulic shift assist lower gear housing or has been converted to the mechanical shift lower gear housing.

OMC - STRINGER

LOWER GEAR HOUSING COMPONENTS (1978-1985)

No. 86040

OIL SEAL - SWIVEL BEARING
RETAINER
OEM: 310649



No. 86050

OIL SEAL - SWIVEL BEARING
RETAINER
OEM: 313353



No. 27780

SWIVEL BEARING RETAINER - V6 & V8
OEM: 982439



No. 34720

GASKET - V6 & V8
OEM: 910236



No. 33730

GASKET - 4 CYL
OEM: 910338



No. 86060

OIL SEAL (2)
OEM: 321467



No. 22362

SCREW
OEM: 317624



No. 22730

BEARING HOUSING & SEAL
OEM: 982422



No. 81380

O-RING
OEM: 314728



No. 23590

SHIM 0.003"
OEM: 323362



No. 23580

SHIM 0.004"
OEM: 323361



No. 23510

SHIM 0.005"
OEM: 314745



No. 21645

THRUST WASHER
OEM: 327656



No. 16330

THRUST BEARING
OEM: 387656



No. 22413

DRIVE SHAFT - V6 & V8
OEM: 982424



No. 21610

PINION BEARING - V6 & V8
OEM: 387817

No. 22860

PINION BEARING - 4 CYL
OEM: 379504



No. 11190

NUT
OEM: 314730



OMC - STRINGER

PROP SHAFT PARTS - 4-CYL W/MECHANICAL SHIFT (1978-1985)

No. 86030

OIL SEAL - PROP SHAFT (2)
OEM: 330137



No. 22860

BEARING - PROP SHAFT
OEM: 379504



No. 22416

PROP SHAFT
OEM: 436888



No. 22870

REVERSE GEAR -
BEARING CARRIER
OEM: 382407



No. 21642

THRUST WASHER -
REVERSE GEAR
OEM: 314731



No. 16300

THRUST BEARING -
REVERSE GEAR
OEM: 382408



No. 82370

O-RING - CARRIER
OEM: 313446



PROP SHAFT PARTS - V6 & V8 W/MECHANICAL SHIFT (1978-1985)

No. 85130

OIL SEAL - PROP SHAFT (2)
OEM: 320862



No. 11410

BEARING - PROP SHAFT
OEM: 387247



No. 22414

PROP SHAFT
OEM: 395209



No. 22870

REVERSE GEAR -
BEARING CARRIER
OEM: 382407



No. 21642

THRUST WASHER -
REVERSE GEAR
OEM: 314731



No. 16300

THRUST BEARING -
REVERSE GEAR
OEM: 382408



No. 82400

O-RING - CARRIER
OEM: 305123



OMC - STRINGER

LOWER GEAR HOUSING - 4-CYL. W/MECHANICAL SHIFT (1978-1985)

No. 11052
SPRING
OEM: 324369



No. 21135
CROSS PIN
OEM: 313448



No. 22633
CLUTCH DOG
OEM: 910578



No. 16310
THRUST BEARING -
FORWARD GEAR
OEM: 385043



No. 21644
THRUST WASHER -
FORWARD GEAR
OEM: 324766



No. 21135
PIN
OEM: 313448



No. 27741
LEVER
OEM: 324037



No. 27721
DETENT
OEM: 910310



No. 27710
SHAFT
OEM: 322941



No. 27730
CRADLE
OEM: 982422



No. 28483
SHAFT & BEARING HSG KIT
OEM: N/A



No. 22870
BEARING
OEM: 382407



No. 27702
HOUSING &
BEARING ASSY
OEM: 391365



OMC - STRINGER

LOWER GEAR HOUSING - V6 & V8 W/MECHANICAL SHIFT (1978-1985)

No. 11052
SPRING
OEM: 324369



No. 21135
CROSS PIN
OEM: 313448



No. 22625
CLUTCH DOG
OEM: 337774



No. 16340
THRUST BEARING -
FORWARD GEAR
OEM: 389042



No. 21646
THRUST WASHER -
FORWARD GEAR
OEM: 327669



No. 21137
PIN
OEM: 328825



No. 27740
LEVER
OEM: 322938



No. 27721
DETENT
OEM: 910310



No. 27710
SHAFT
OEM: 322941



No. 27730
CRADLE
OEM: 982422



No. 28480
SHAFT & BEARING HSG KIT
OEM: N/A



No. 22910
BEARING
OEM: 389039



No. 27700
HOUSING &
BEARING ASSY
OEM: 389455



OMC - STRINGER

SHIFT PARTS

No. 34690

GASKET
OEM: 909604



Shift Housing Cover

No. 33960

GASKET
OEM: 911878



Shift Housing

No. 27870

RACK
OEM: 910311



No. 27880

PIN
OEM: 910539



No. 22145

COTTER PIN
OEM: 306376



No. 27890

SHIFT ROD - V6 & V8
OEM: 910309



MISCELLANEOUS

No. 23112

TRIM TAB V6 & V8
OEM: 912392



No. 21731

SCREW SET
OEM: 318544



No. 22368

SCREW
OEM: 313715



No. 31171

GASKET
OEM: 311598



OMC - STRINGER

ELECTRIC SHIFT LOWER

No. 22310

PINION NUT
OEM: 907866



No. 86040

OIL SEAL - SWIVEL BEARING RETAINER
OEM: 310649



No. 86050

OIL SEAL - SWIVEL BEARING RETAINER (2)
OEM: 313353



No. 27782

SWIVEL BEARING RETAINER
OEM: 980014



No. 33010

GASKET
OEM: 313368



WATER TUBE GROMMETS

No. 86320

OEM: 310597



4-Cyl.
Lower Grommet

No. 86330

OEM: 908594



All
Upper Grommet

No. 86340

OEM: 909019



6 & 8-Cyl.
Lower Grommet

No. 85110

OIL SEAL - PROP SHAFT (2)
OEM: 310599



No. 27931

SHIFT CABLE ASSEMBLY
OEM: 379628



Electric Shift



Section 9

OMC Stringer Intermediate Housing Parts 1985 & Older

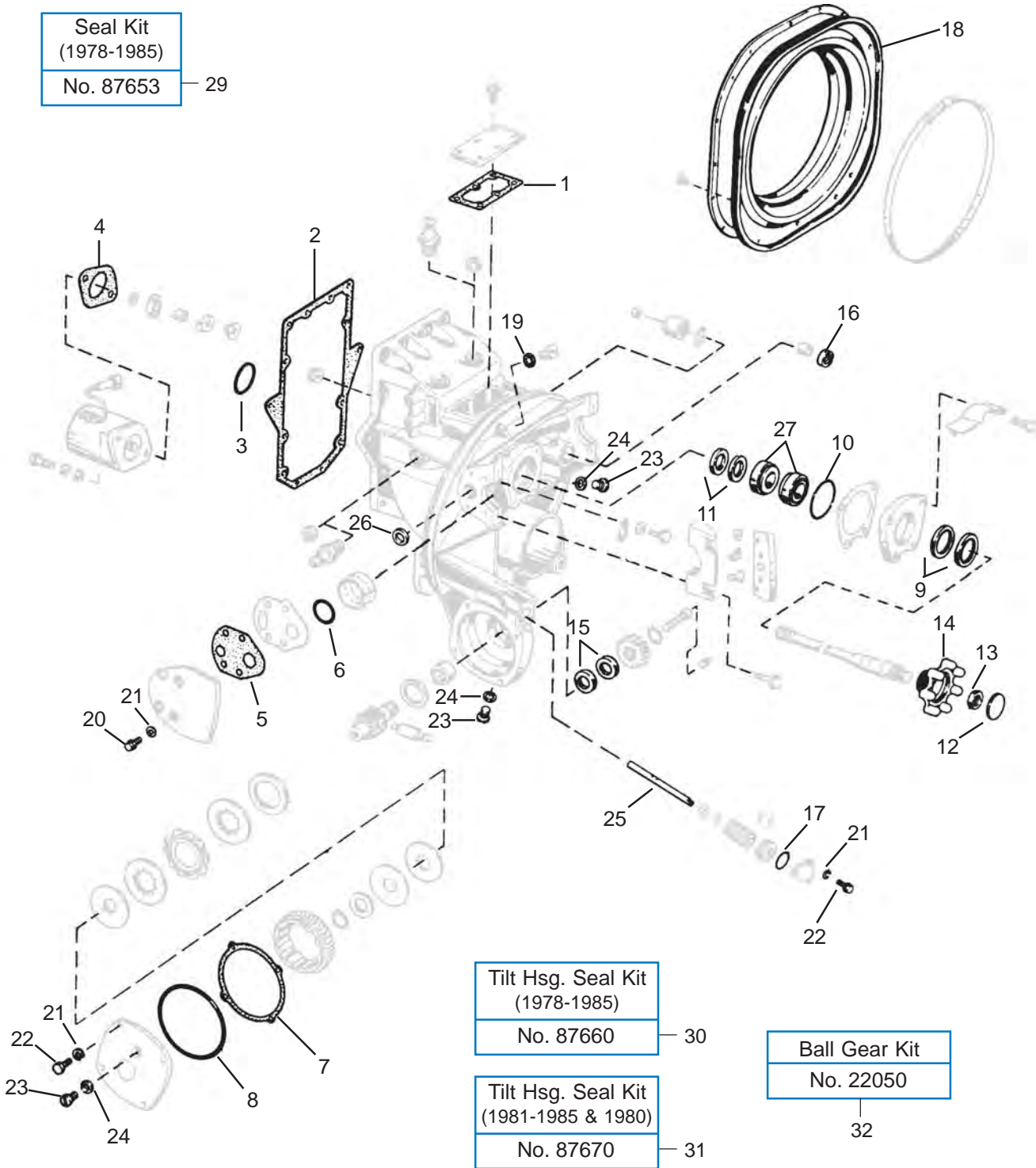
<i>Intermediate Housing - Breakdown</i>	<i>94-95</i>
<i>Intermediate Housing - Seal Kit</i>	<i>96</i>
<i>Tilt Housing - Seal Kit</i>	<i>96</i>
<i>Drive Installation Kits</i>	<i>96</i>
<i>Tilt Shaft</i>	<i>97</i>
<i>Ball Gears, Bearings, Seals</i>	<i>97</i>
<i>Transom Boot/Seal</i>	<i>98</i>

OMC - STRINGER

INTERMEDIATE HOUSING

Seal Kit
(1973-1977)
No. 87652 — 28

Seal Kit
(1978-1985)
No. 87653 — 29



OMC - STRINGER

INTERMEDIATE GEAR HOUSING SEAL KITS

No. 87652

OEM: 981801



For All Models (1973-1977)

No. 87653

OEM: 982948



For All Models (1978-1985)

TILT HOUSING SEAL KITS

No. 87660

OEM: N/A

STRINGER MOUNT
Before 1980

Kit contains:

GLM	OEM	Item	Qty.
82140	302540	O-Ring	1
33060	308799	Gasket	1
31171	311598	Washer	2
81550	908194	O-Ring	1
86070	911019	Seal	1



No. 87670

OEM: N/A

STRINGER MOUNT
1981-1985 & 1980
K & U Suffix Model

Kit contains:

GLM	OEM	Item	Qty.
82140	302540	O-Ring	1
81550	908194	O-Ring	1
33060	308799	Gasket	1
31171	311598	Gasket	2
86060	321467	Seal	2



DRIVE INSTALLATION KITS

No. 34820

OEM: N/A

STRINGER MOUNT
Electric Shift
Stringer
(1971-1977)

Kit contains:

GLM	OEM	Item	Qty.
33480	316499	Gasket	2
81270	308626	O-Ring	2
34750	313244	Gasket	2



No. 34810

OEM: N/A

STRINGER MOUNT
Mechanical Shift
Stringer
(1978-1985)

Kit contains:

GLM	OEM	Item	Qty.
33470	909529	Gasket	2
81270	308626	O-Ring	2
34750	313244	Gasket	2



OMC - STRINGER

INTERMEDIATE HOUSING

No. 34230

GASKET - TILT MOTOR
OEM: 311508

(1967-1976)



No. 22040

TILT WORM SHAFT
OEM: 980183



No. 82140

O-RING - TILT SHAFT COVER
OEM: 302540



No. 33950

GASKET - TILT MOTOR
OEM: 909902

(1980-1985)



No. 21492

LOCKWASHER
OEM: 302290



No. 22327

SCREW - TILT SHAFT COVER
OEM: 909386



No. 33060

GASKET - TILT
CLUTCH COVER
OEM: 308799



No. 81550

O-RING - TILT
CLUTCH COVER
OEM: 908194



No. 86070

OIL SEAL - TILT
CLUTCH SHAFT
OEM: 911019

(1971-
1979)



No. 86060

OIL SEAL - TILT
CLUTCH SHAFT (2)
OEM: 321467

(1980-
1985)



INTERMEDIATE HOUSING - DRIVE SHAFT ASSEMBLY

No. 85010

OIL SEAL -
SHAFT INNER
OEM: 313992



No. 21512

BEARING - SHAFT
OEM: 3854250



No. 86010

OIL SEAL -
SHAFT OUTER
OEM: 981195



No. 22010

BALL GEAR -
INTERMEDIATE HSG.
OEM: 908063



No. 22030

BALL GEAR
COVER
OEM: 908062



No. 81440

O-RING - BEARING RETAINER
OEM: 908383



No. 22330

BALL GEAR NUT
OEM: 908064



No. 22050

BALL GEAR KIT
OEM: N/A

Kit contains:

GLM	OEM	ITEM
82350	308621	O-ring
22030	908062	Cover (2)
22010	908063	Ball Gear
22330	908064	Nut (2)
22020	908069	Ball Gear
81440	908383	O-ring
86010	981195	Seal (2)
86080	981196	Seal (2)



OMC - STRINGER

INTERMEDIATE HOUSING PARTS

No. 33470

GASKET -
SIDE COVER
OEM: 909529

(1978-1985)



No. 33480

GASKET -
SIDE COVER
OEM: 316499

(1971-1977)



No. 34750

CORK SEAL -
SIDE COVER
OEM: 313244



No. 81270

O-RING -
SIDE COVER
OEM: 308626



No. 21492

SIDE COVER SCREW
LOCKWASHER
OEM: 302290



No. 22325

SCREW -
SIDE COVER
OEM: 909533

No. 34760

OIL RESERVOIR GASKET
OEM: 313246



No. 33900

ENGINE BELL HOUSING GASKET
OEM: 909515



No. 86590

STEERING SHAFT SEAL
OEM: 908855



No. 21731

SCREW SET - FILL PLUG
OEM: 318544



No. 31171

GASKET
OEM: 311598



No. 33050

RUBBER GASKET - LARGE DRAIN PLUG
OEM: 315189



No. 82260

O-RING - INTERMEDIATE HOUSING
BELL HOUSING
OEM: 315189



TRANSOM SEALS

No. 86700

OEM: 313080

Electric Shift
Stringer
(1967-1977)



Has 16 Screw Holes

No. 86710

OEM: 909527

Mechanical Shift
Stringer
(1978-1986)



Has 22 Screw Holes

Section 10

OMC Stringer Seawater Pump Parts 1985 & Older

OMC - STRINGER

SEAWATER PUMP

No. 86100

DRIVE SHAFT SEAL
OEM: 907774



No. 12390

WATER PUMP HOUSING
OEM: 983298



No. 82520

WATER PUMP O-RING
OEM: 308928



No. 89760

IMPELLER
OEM: 777130



No. 12590

WATER PUMP PLATE
OEM: 313176



No. 22410

OEM: 909753
Low Profile Shaft
(1973-1985)



No. 22411

OEM: 908087
High Profile Shaft
(1973-1977)



No. 89595

KEY
OEM: 308928



No. 80220

O-RING
OEM: 314491



Complete Water Pump Kit

No. 12190

OEM: 983218

For 100-260
Sterndrives
(1962-1985)

Kit contains:

GLM	OEM	Item
82100	310584	O-Ring
81160	310585	O-Ring
12590	313178	Pump Plate
80220	314491	O-Ring
89760	379475	Impeller
86100	907774	Seal
82520	910238	O-Ring
12390	983298	Pump Housing



Impeller Repair Kit

No. 12191

OEM: N/A

For 100-260
Sterndrives
(1962-1985)

Kit contains:

GLM	OEM	Item
82100	310584	O-Ring
81160	310585	O-Ring
12590	313178	Pump Plate
80220	314491	O-Ring
89760	379475	Impeller
86100	907774	Seal
82520	910238	O-Ring



Section 11

OMC Cobra & Stringer Prop Hardware, Anodes, Tools

<i>Prop Hardware</i>	102-103
<i>Anodes</i>	104
<i>Special Tools</i>	105

OMC - COBRA & STRINGER

PROP HARDWARE - 4-CYL (1978-1989) & 2.3L (1990)

No. 22120
COTTER PIN
OEM: 314502



No. 22150
5/8 X 11 NUT
OEM: 314503



No. 22250
13 SPLINE WASHER
OEM: 315810



No. 22230
5/8 THICK THRUST WASHER
OEM: 127084



No. 22340
KIT WITHOUT THRUST WASHER
OEM: 175267



No. 22235
KIT WITH THRUST WASHER
OEM: 5005034



PROP HARDWARE - 4-CYL 3.0L (1990) & V6 / V8 (1978-1990)

No. 22142
COTTER PIN
OEM: 3852056



No. 22185
3/4 x 16 NUT
OEM: 398042
Comes with pin No. 22142



No. 22190
15 SPLINE WASHER
OEM: 320570



No. 22220
9/16 THICK THRUST WASHER
OEM: 333592



No. 22185
NUT
OEM: 398042



No. 22200
KIT WITHOUT THRUST WASHER
OEM: 175266



No. 22225
KIT WITH THRUST WASHER
OEM: 434153



OMC - COBRA & STRINGER

PROP HARDWARE - ALL (1991-1993)

No. 22142

COTTER PIN
OEM: 3852056



No. 22185

3/4 x 16 NUT
OEM: 398042

Comes with pin No. 22142




No. 22190

15 SPLINE WASHER
OEM: 320570



No. 22221

9/16 THICK THRUST WASHER
OEM: 3852020



No. 22185

NUT
OEM: 398042



No. 22200

KIT WITHOUT THRUST WASHER
OEM: 175266



No. 22186


PROP WASHER KIT
OEM: N/A
(No. 22200 + 22221)



PROP HARDWARE - ALL (1994-1998)

No. 22142

COTTER PIN
OEM: 3852056



No. 22185

3/4 x 16 NUT
OEM: 398042

Comes with pin No. 22142



No. 22252

19 SPLINE WASHER
OEM: 3852350



No. 22221

9/16 THICK THRUST WASHER
OEM: 3852020



No. 22185

NUT
OEM: 398042



No. 22188

KIT WITHOUT THRUST WASHER
OEM: N/A
(No. 22252 + 22185)



No. 22189

PROP WASHER KIT
OEM: N/A
(No. 22188 + 22221)



OMC - COBRA & STRINGER

ANODES

No. 12892

GEARCASE ANODE KIT
OEM:N/A



Stringer (1978-1985)

No. 12893

GEARCASE ANODE KIT
OEM: N/A



Cobra (1986-1993)

No. 12773

LOWER GEAR HOUSING
ANODE
OEM: 983494



Stringer (1984 & 1985)
Cobra (1986)

No. 12776

LOWER GEAR HOUSING
ANODE
OEM: 436745



Stringer (1982-1985)
Cobra, except 460 (1986-1993)

No. 12737

PROP SHAFT CARRIER
ANODE
OEM: 431708



Cobra (1986-1993)

No. 12774

LOWER GEAR HOUSING
ANODE
OEM: 3853818



Cobra (1987-1994)

No. 12683

LOWER GEAR HOUSING
ANODE
OEM: 397768



460 Cobra (1987-1989)

No. 12772

TRANSOM ASSEMBLY
ANODE
OEM: 982438



Stringer (1975-1985)

No. 12775

TRANSOM ASSEMBLY
ANODE
OEM: 984547



Cobra (1986-1989)

No. 12698

TRANSOM ASSEMBLY
ANODE
OEM: 3853930



Cobra (1990-1993)

No. 12699

TRANSOM ASSEMBLY
ANODE
OEM: 3854130



Cobra (1994-1998)

No. 12682

UPPER GEAR HOUSING
ANODE
OEM: 3854061



King Cobra (1990-1995)

No. 12681

PROP SHAFT CARRIER
ANODE
OEM: 3852970



Cobra (1994-1998)
King Cobra (1990-1995)

OMC - COBRA & STRINGER

SPECIAL TOOLS

No. 90520

SHIFT CABLE ADJUSTMENT TOOL KIT
OEM: 914017 + 915271

NEW

Kit contains:

GLM	OEM	Item	Qty.
90500	914017	Bellcrank Alignment Plate	1
90510	915271	Shift Cable Tool	1



No. 90500

BELLCRANK ALIGNMENT PLATE
OEM: 914017



No. 90530

HEIGHT GAUGE FOR SHIFT ROD
OEM: 91227

NEW



OMC Cobra

No. 90510

SHIFT CABLE TOOL
OEM: 915271



No. 90340

PINION NUT ADAPTOR KIT
OEM: N/A

GLM design to hold 5/8" pinion nut when removing pinion gear and drive shaft on OMC sterndrive and O/B comes with No. 90350



No. 90460

SPANNER WRENCH
OEM: 912272

NEW



No. 90350

DRIVE SHAFT ADAPTER
OEM: 314438



No. 90330

DRIVESHAFT SHIMMING TOOL
OEM: N/A

GLM design one piece vertical shimming tool for most OMC sterndrive and V6 outboard



Comes with SHIM FINDER No. 90335

No. 90050

ENGINE ALIGNMENT TOOL
OEM: 912273



Aligns engine and drive unit during installation

Shim Finders

No. 90333

2-Cyl. (1988 & before)
3-Cyl. (Short Shaft 1975-86)



No. 90335

V4 60° (1995 & Up)
V6 (1976 & Up)

No. 90334

50 HP (1972-74), 45/55 HP (1979 & Up)
3-Cyl. (Long Shaft 1972 & Up)
V4 90° (1969 & Up)

No. 90336

40/48/50 HP (1989 & Up)

No. 90480

DRIVE SHAFT ADAPTER
OEM: 311875



Tightens & loosens pinion nut on OMC Stringer



Section 12

OMC & Volvo Recirculating Water Pumps

OMC & VOLVO ENGINE

RECIRCULATING WATER PUMPS

New GLM Water Pump Features:

- Machined brass impeller, bi-directional and balanced
- Stainless steel seal cup and spring
- Stainless banded ceramic seal seat
- Stainless steel backing plate
- Epoxy painted pump housing

No. 15100

OEM: 986779, 3854017

Chevrolet L4 & L-6 Cyl.
Inline Marine Engines

153 CID-2.5L
181 CID-3.0L
250 CID-4.0L



No. 15201

OEM: 3853850

NEW STYLE

Chevrolet V6 & V8
Small Block Marine Engine

229 CID-3.8L
262 CID-4.3L
305 CID-5.0L
350 CID-5.7L



Fits Both Metal & Composite
Timing Chain Cover

No. 15301

OEM: 3855991

NEW STYLE

Chevrolet V8
Big Block Marine Engine

454 CID-7.4L
502 CID-8.2L

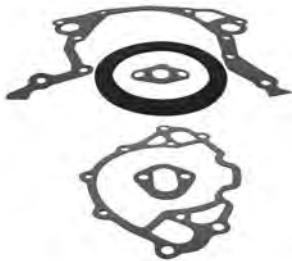


Fits Both Tin & Aluminum
Timing Chain Cover

WATER PUMP GASKETS

No. 39750

OEM: N/A



Ford 302 & 351

No. 31900

OEM: N/A



Ford 302-351

No. 31350

OEM: N/A



L4 & L6 Cyl. Inline Chevy
(For No. 15100)

No. 32690

OEM: N/A



454-502 Chevy
(For No. 15301)

No. 30231

OEM: N/A



V6, 305-350 Chevy
(For No. 15201)

No. 31380

OEM: N/A



V6, 305-350 Chevy
(For No. 15201)

No. 31770

OEM: N/A



454-502 Chevy
(For No. 15301)



Section 13

OMC & Volvo

Thermostats, Thermostat Gaskets, & Thermostat Housings

<i>Thermostats & Thermostat Kits</i>	<i>110-111</i>
<i>Thermostat Gaskets & Housings</i>	<i>112</i>

OMC & VOLVO ENGINE

THERMOSTATS & KITS

No. 13020

THERMOSTAT
OEM: 3853983

140°



No. 13028

THERMOSTATKIT
OEM: N/A

140°



KITCONTAINS:
13020 Thermostat
31560 Gasket
82200 O-Ring



No. 13030

OEM: 876305

140°



(1993 & Before)

No. 13381

OEM: 876305, 875794

140°

KITCONTAINS:
13030 Thermostat
35060 Gasket
35160 Gasket
35170 Gasket
82200 O-ring



(1993 & Before)

No. 13022

THERMOSTAT
OEM: 3587597

150°



No. 13025

THERMOSTATKIT
OEM: N/A

150°










KITCONTAINS:
13022 Thermostat
31560 Gasket
82200 O-Ring



OMC & VOLVO ENGINE

THERMOSTATS & KITS

<p>No. 13070 THERMOSTAT OEM: 3853799</p>  <p>All OMC and Volvo 4-Cyl. Chevy (1980 & Up)</p>	<p>No. 13440 THERMOSTATKIT OEM: N/A</p> <p>KITCONTAINS: 13070 Thermostat 33440 Gasket 34260 Gasket</p>  <p>All OMC and Volvo 4-Cyl. Chevy (1980 & Up)</p>	<p>No. 13441 THERMOSTATKIT OEM: N/A</p> <p>NEW</p> <p>KITCONTAINS: 13070 Thermostat 82180 O-ring</p>  <p>160°</p>
<p>No. 13060 THERMOSTAT OEM: 383307</p>  <p>All OMC (Up to 1993) (except the 1980 and newer 4-Cyl. Chevy)</p>	<p>No. 13430 THERMOSTATKIT OEM: N/A</p> <p>KITCONTAINS: 13060 Thermostat 33440 Gasket 34260 Gasket 35060 Gasket 82200 O-Ring</p>  <p>All OMC (Up to 1993) (except the 1980 and newer 4-cyl. Chevy)</p>	<p>160°</p>
<p>No. 13060 THERMOSTAT OEM: 383307, 3856961</p>  <p>All OMC and Volvo (1994 & Up) (except the 4-Cyl. Chevy)</p>	<p>No. 13065 THERMOSTATKIT OEM: N/A</p> <p>NEW</p> <p>KITCONTAINS: 13060 Thermostat 82200 O-Ring 82290 O-Ring</p>  <p>160°</p>	<p>No. 13431 THERMOSTATKIT OEM: N/A</p> <p>KITCONTAINS: 13060 Thermostat 31560 Gasket 82200 O-Ring</p>  <p>All OMC and Volvo (1994 & Up) (except the 4-cyl. Chevy)</p> <p>160°</p>
<p>No. 13041 THERMOSTAT OEM: 3831426</p> <p>NEW</p>  <p>160°</p>	<p>No. 13045 THERMOSTATKIT OEM: N/A</p> <p>KITCONTAINS: 13041 Thermostat 31560 Gasket</p>  <p>160°</p>	<p>NEW</p> <p>160°</p>

OMC & VOLVO ENGINE

THERMOSTAT GASKETS & HOUSING

No. 33440

OEM: 314809,
3852127



No. 34260

OEM: 313416,
3852120



No. 33840

OEM: 310913



No. 35160

OEM: 835581



No. 35170

OEM: 856004



For L4 & L6 Inline Chevy

No. 30500

THERMOSTAT
HOUSING
TO INTAKE
MANIFOLD
GASKET



For Ford 302/351

No. 35070

THERMOSTAT
HOUSING
TO INTAKE
MANIFOLD GASKET
OEM: 835645

No. 35060

THERMOSTAT HOUSING TO
INTAKE MANIFOLD GASKET
OEM: 835417, 312797, 3701777GM



No. 31560

THERMOSTAT HOUSING
TO INTAKE MANIFOLD GASKET
OEM: 3852111



with Brass Rivets

No. 31340

THERMOSTAT HOUSING
TO CYLINDER HEAD
OEM: 311069, 3789161GM



For L4 & L6 Inline Chevy

No. 82180

O-RING
OEM: 3856537

No. 82200

O-RING
OEM: 3852071, 307239



No. 82240

O-RING
OEM: 983944, 302588



THERMOSTAT HOUSING

WATER HEATER / CABIN HEATER FITTING KIT

No. 22600

OEM: 986292, 987716, 3850360



Fits Chevy V6 & V8 (1979 & Up)

No. 22601

OEM: 3856265



Fits: 4.3L, 4.3HO, 5.0L, 5.0L EFI, 5.0HO, 5.7L, 5.7LE, 5.8L, 5.8L EFI, 5.8L KING EFI, Model 350, 351, 351 King EFI, 454, 454HO, 502 OMC King Cobra.

Section 14

OMC & Volvo Internal Exhaust Hose, Exhaust Gaskets & Flapper Valves

Exhaust Manifold Gasket Kits 114
Exhaust Manifold-to-Engine Gaskets 115
Exhaust Manifold-to-Riser Gaskets 116
Exhaust Manifold End Cap Gaskets 116
Internal Exhaust Hose 117
Exhaust Flappers for Exhaust Tips..... 117

GLM MANIFOLD CATALOG

Over 370 quality manifold replacement parts available for...

MerCruiser
OMC
Volvo Penta
Barr/Indmar/Marine Power

Lost Foam CASTING

THE MANIFOLD CATALOG


Request your copy today!

OMC & VOLVO ENGINE

EXHAUST MANIFOLD GASKET KITS

No. 39910


OEM: N/A



Chevy V8 5.0L/305CI, 5.7L/350CI
OMC (1977-1998), Volvo (1994 & Up)

No. 39775

OEM: N/A



Chevy V8 5.0L/305CI, 5.7L/350CI
Volvo (1993 & Below)

No. 39773

OEM: N/A



Chevy V6 4.3L/262CI
OMC (1991-1998), Volvo (1992 & Up)

No. 39774

OEM: N/A



Chevy V6 4.3L/262CI
Volvo (1991 & Below)

No. 39940

OEM: N/A



Chevy V8 7.4L/454CI, 8.2L/502CI
OMC & Volvo (1990 & Up)

No. 39800

OEM: N/A



Ford V8 7.5L/460CI
OMC (1987-1990)

No. 39920

OEM: N/A



Ford V8 5.0L/302CI, 5.8L/351CI
OMC (1977-1996), Volvo (1994-1996)

No. 39776


OEM: N/A



Ford 4-Cyl., 2.3L
OMC (1987-1990)

No. 39771

OEM: N/A



Chevy 4-Cyl., 3.0L/181CI
OMC (1990-1998), Volvo (1993 & Up)

No. 39780

OEM: N/A




Chevy 4-Cyl., 2.5L/153CI/100HP/120HP
OMC (1965-1985)

No. 39770

OEM: N/A

Includes 33570
gasket




Chevy 4-Cyl., 2.5L/153CI/120HP, 3.0L/181CI/140HP
OMC (1985-1990)

No. 39790

OEM: N/A













Includes 31570
gasket



Chevy 4-Cyl., 3.0L/181CI/140HP
OMC (1973-1984)

OMC & VOLVO ENGINE

EXHAUST MANIFOLD GASKETS

<p>No. 31100 OEM: 856034, 3852468</p>  <p>Chevy 305 5.0L & 350 5.7L</p>	<p>No. 31101 OEM: BARR STYLE CHV-47-0000</p>  <p>Chevy 305/350</p>	<p>No. 32170 OEM: 856116, 3853412</p>  <p>Chevy V6 229 3.8L & 262 4.3L</p>
<p>No. 33760 OEM: 3852472</p>  <p>Chevy V8 454-7.4L</p>	<p>No. 33790 OEM: 3852455</p>  <p>Ford 302 5.0L & 351 5.8L</p>	<p>No. 31710 OEM: 912405</p>  <p>Ford 460 7.5L</p>
<p>No. 33780 OEM: 913393</p>  <p>Ford 140-2.3L</p>	<p>No. 31440 OEM: 907932</p>  <p>Chevy Inline L6 250CI/165HP</p>	<p>No. 31550 OEM: 311068</p>  <p>Chevy 4-Cyl. 153CI/2.5L/120HP</p>
<p>No. 31570 OEM: 908079 Large Port</p>  <p>Chevy 4-Cyl. 181CI/3.0L/140HP</p>	<p>No. 33570 OEM: 912164 Large Port</p>  <p>Chevy 4-Cyl. 153-2.5L/181-3.0L</p>	<p>No. 33580 OEM: 3853256 Small Port</p>  <p>Volvo & OMC 3.0 HO (1991 & Up) Chevy 181 3.0L</p>

OMC & VOLVO ENGINE

OMC EXHAUST GASKETS

No. 33810

GASKET - MANIFOLD TO RISER
OEM: 3850496



V6 & V8
(1977-1998)

No. 33820

GASKET - MANIFOLD TO RISER
OEM: 910113



V6 3.8L

No. 33030

GASKET - MANIFOLD TO RISER
OEM: 912477



4-Cyl. 2.3L

No. 33770

MANIFOLD TO RISER
OEM: 3850495



No. 33330

FRONT END CAP
OEM: 311121



2.5L/153CI/120HP
3.0L/181CI/140HP

No. 32580

REAR END CAP
OEM: 907761

No. 32980

EXHAUST ELBOW & FRONT END CAP
OEM: 908935



No. 33340

FRONT END CAP
OEM: 311130



No. 32990

MANIFOLD END CAP
OEM: 907775



No. 33920

MANIFOLD END CAP
OEM: 311552



No. 33930

MANIFOLD END CAP
OEM: 907764



VOLVO EXHAUST GASKETS

No. 35080

GASKET - MANIFOLD TO RISER
OEM: 857618



AQ V6/V8
(1993 & Before)

No. 33810

GASKET - MANIFOLD TO RISER
OEM: 909786, 3850496



V6 & V8 SX
(1994 & Up)

No. 33770

GASKET - MANIFOLD TO RISER
OEM: 3850495



Chevy 3.0L/181CI

No. 37100

GASKET - MANIFOLD TO ENGINE
OEM: 855967 (4)



4-Cyl. SOHC Engines
AQ 120, 125, 131, 140,
145, 151, 230, 250

No. 35030

GASKET - MANIFOLD END CAP
OEM: 856036



Inline L6 AQ165, AQ170

No. 35040

GASKET - REAR EXHAUST OUTLET
OEM: 831480



OMC & VOLVO ENGINE

INTERNAL EXHAUST HOSE			
<p>No. 89220 EXHAUST HOSE - UPPER OEM: 912374</p> <p>3-1/2" x 4-1/2"</p> 	<p>No. 89224 EXHAUST HOSE - UPPER OEM: 3852696</p> <p>4" x 4"</p> 	<p>No. 89222 EXHAUST HOSE - LOWER OEM: 3852741</p> <p>3-1/2" x 3-1/2"</p> 	<p>No. 89230 EXHAUST HOSE - LOWER OEM: 3852742</p> <p>3-1/2" x 3-1/2"</p> 
APPLICATION			
No. 89220	Fits 7.5 (460) in 1987, 5.0-5.8 Ford in 1989-1990, Fits the 5.7 1986 late models & all 5.7 1987-1988. "Upper Hose."		
No. 89222	Fits 2.5 in 1986, 3.0 in 1986-1991, 2.3 in 1989-1990, 4.3 in 1990-1991, 5.0-5.8 Ford in 1991, 5.7 early 1986 model. "Lower Hose."		
No. 89224	Fits 4.3 in 1991, 5.0-5.8 Ford in 1991, 7.5 (460) in 1988-1989, 5.7LE Models in 1990-1991, all 1990-1991 Cone Clutch. "Upper Hose."		
No. 89230	Fits 2.3 in 1987-1988, 4.3 in 1987-1989, 5.0-5.8 Ford in 1989-1990, 5.7 in late 1986, all 5.7 1987-1991, all 1990-1991 Cone Clutch Models (350/454/454HO/460 King). 5.7LE in 1990-1991. "Lower Hose."		
EXHAUST FLAPPER VALVES (WITH CLAMPS)			
<p>No. 89240 OEM: 34765A1</p>  <p>3"</p>	<p>No. 89250 OEM: 12644A1</p>  <p>4"</p>	<p>No. 89260 OEM: N/A</p>  <p>5" & 6"</p>	



Section 15

OMC & Volvo Fuel Pumps, Filters & Carburetor Parts

<i>Water/Fuel Separator Brackets</i>	121
<i>Water/Fuel Separator Filters</i>	121
<i>Water/Fuel Separator Kits</i>	122
<i>Fuel Filters</i>	123
<i>Carburetor Kits</i>	124
<i>Carburetor Floats</i>	125
<i>Carburetor Needle & Seats</i>	125
<i>Carburetor Mounting Gaskets</i>	126
<i>Fuel Pumps</i>	127
<i>Fuel Pump Gaskets</i>	127

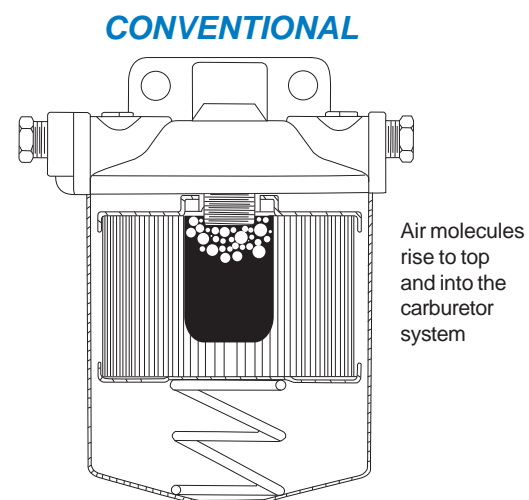
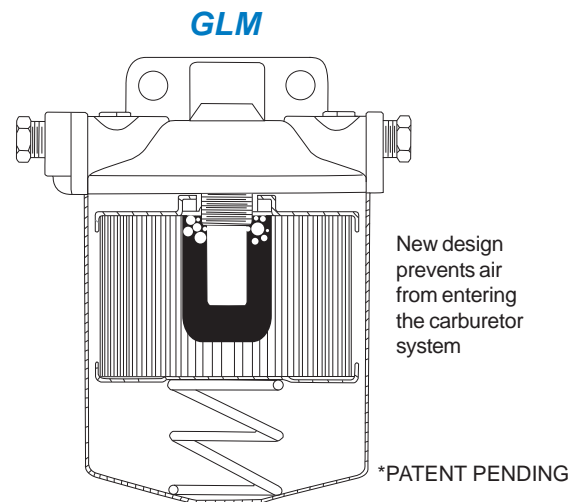
OMC & VOLVO ENGINE

ELIMINATE FUEL STARVATION WITH THE NEW GLM LOW-PICKUP WATER/FUEL SEPARATOR MOUNTING BRACKET

Engine compartment temperatures can soar on hot summer days creating high gasoline temperatures. High temps and agitation caused by rough seas can aerate the gasoline in the water/fuel separator filter turning it into foam. A fuel pump can't pull aerated gasoline from the water/fuel separator and pump it to the carburetor and pump it to the carburetor or fuel rail efficiently. The engine will show signs of gasoline starvation (lean) at high speeds, a situation very similar to vapor lock.

Because this aerated gasoline rises to the top of the water/fuel separator filter, GLM has introduced a water/fuel filter separator mounting bracket with a fuel pickup extending deeper into the filter. Through extensive research and testing the GLM engineers have found the optimum location for the fuel pickup. The deeper location is low enough to be free of aerated gasoline but high enough to be free of the water in the bottom of the separator.

The deeper fuel pickup is only found on the new GLM water/fuel separator mounting bracket kits. It might solve some of those mysterious fuel delivery problems your engine may be experiencing!



***For trouble free boating always remember to replace your water/fuel separator filter after every 50 hours of engine operation!**

OMC & VOLVO ENGINE

HOW TO CHOOSE THE CORRECT WATER/FUEL SEPARATOR

Water/Fuel Separators are categorized by their capacity to filter different sized dirt particles. Rated in Microns, (each micron is one millionth of an inch in diameter) marine filters will normally be available with elements capable of filtering 2 micron particles, 10 micron particles, or 28 micron particles. A marine filter capable of filtering 2 micron particles will clean the fuel more efficiently than a 28 micron filter but will be more restrictive to fuel flow. The 2 micron filter will also become dirty sooner and will need replacement more often.

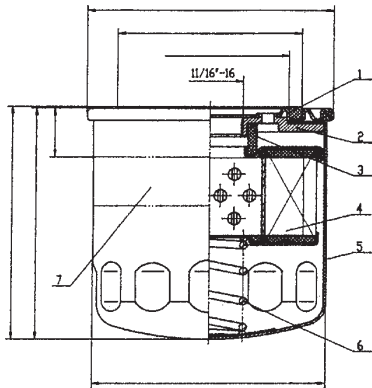
Fuel flow is rated in Gallons Per Hour (GPH). A typical 350/5.7L inboard engine will require 27 GPH at 4,800 rpm, a 454/7.4L inboard engine will require 37 GPH at 4,800 rpm. Selecting a fuel/water separator filter should be based on the amount of fuel the engine requires in GPH at wide open throttle.

A 2 micron fuel filter is generally too restrictive for the average four stroke inboard engine and may separate the

oil from the fuel in two stroke outboard engines. For this reason GLM sells only the 10 and 28 micron fuel filters.











The 28 micron filter is the most common size fuel filter in the marine industry and is the standard replacement filter for all two stroke and four stroke marine engines. The GLM 28 micron filter exceeds all engine manufacturers' specifications for particle filtering, water separating and fuel flow.

The GLM 10 micron filter will provide exceptional filtering and only moderate fuel pressure loss. When used with sufficient sized fuel lines it will flow enough fuel for inboard engines up to 550 horsepower. It will **not** separate the oil from the gasoline on a two stroke outboard equipped boat. Because a 10 micron filter clogs faster than a 28 micron filter GLM recommends it only for boaters who are vigilant in replacing the water/fuel separator filter at regular intervals.



GLM Fuel Filter Features

- * 28 or 10 micron filter paper shaped into 70 pleats total 327 sq. in. filtration. The largest filtering capability in the aftermarket. (4)
- * BWG #11 heavy duty spring (6).
- * Gasoline resistant rubber seals (1) (3).
- * Oxidizing treatment inside powder coated outside for corrosion protection (5).
- * Minimum 196N.m. torque strength between adapt plate and canister (2).
- * Will not separate 2 cycle oil from gasoline!

SUS316 STAINLESS STEEL BRACKETS		TRANSLUCENT RED STAINLESS STEEL BRACKETS		DIE CAST ALUMINUM BRACKETS	
No. 25010 w/ 2 brass plugs 2 extension tubes  1/4" NPTF Ports (2 inputs & 2 outputs)	No. 25030 w/ 2 brass plugs 2 extension tubes  3/8" NPTF Ports (2 inputs & 2 outputs)	No. 25011 w/ 2 brass plugs 2 extension tubes  NEW 1/4" NPTF Ports (2 inputs & 2 outputs)	No. 25031 w/ 2 brass plugs 2 extension tubes  NEW 3/8" NPTF Ports (2 inputs & 2 outputs)	No. 25000 w/ 2 brass plugs 2 extension tubes  1/4" NPTF Ports (2 inputs & 2 outputs)	No. 25020 w/ 2 brass plugs 2 extension tubes  3/8" NPTF Ports (2 inputs & 2 outputs)
No. 24942 WATER SEPARATOR FUEL FILTER OEM: N/A  10 micron Height 4-7/16"	No. 24940 WATER SEPARATOR FUEL FILTER OEM: N/A  28 micron Height 4-7/16"	No. 24941 WATER SEPARATOR FUEL FILTER OEM: N/A  28 micron Height 3-3/4"	No. 24930 WATER SEPARATOR FUEL FILTER OEM: OMC 502905  28 micron Height 4-7/16"		

OMC & VOLVO ENGINE

WATER SEPARATING FUEL FILTER KITS

With Stainless Steel Bracket

No. 24956

(24940+25010)
OEM: N/A

28 Micron

ø 1/4" NPTF Ports
Flow: 50 GPH
with 2 brass plugs & 2 extension tubes



No. 24958

(24940+25030)
OEM: N/A

28 Micron

ø 3/8" NPTF Ports
Flow: 75 GPH
with 2 brass plugs & 2 extension tubes



No. 24957

(24942+25010)
OEM: N/A

10 Micron

ø 1/4" NPTF Ports
Flow: 50 GPH
with 2 brass plugs & 2 extension tubes



No. 24959

(24942+25030)
OEM: N/A

10 Micron

ø 3/8" NPTF Ports
Flow: 75 GPH
with 2 brass plugs & 2 extension tubes



With NEW! Translucent Red Stainless Steel Bracket

No. 24960

(24940+25011)
OEM: N/A

28 Micron

ø 1/4" NPTF Ports
Flow: 50 GPH
with 2 brass plugs & 2 extension tubes



No. 24962

(24940+25031)
OEM: N/A

28 Micron

ø 3/8" NPTF Ports
Flow: 75 GPH
with 2 brass plugs & 2 extension tubes



With Die Cast Aluminum Bracket

No. 24950

(24940+25000)
OEM: N/A

28 Micron

ø 1/4" NPTF Ports
Flow: 50 GPH
with 2 brass plugs & 2 extension tubes



No. 24953

(24940+25020)
OEM: N/A

28 Micron

ø 3/8" NPTF Ports
Flow: 75 GPH
with 2 brass plugs & 2 extension tubes



No. 24952

(24942+25000)
OEM: N/A

10 Micron

ø 1/4" NPTF Ports
Flow: 50 GPH
with 2 brass plugs & 2 extension tubes



No. 24954

(24942+25020)
OEM: N/A

10 Micron

ø 3/8" NPTF Ports
Flow: 75 GPH
with 2 brass plugs & 2 extension tubes



OMC & VOLVO ENGINE

FUEL FILTERS & KITS

<p>No. 24841 CARB FUEL FILTER WITH GASKETS OEM: 908034</p> 	<p>No. 24980 CARB FUEL FILTER OEM: 983870</p> 	<p>No. 24970 CARB FUEL FILTER OEM: 984491</p> 	<p>No. 24850 FUEL PUMP FILTER KIT OEM: 509263</p> 
<p>No. 24880 FUEL PUMP FILTER KIT OEM: 312456</p> 	<p>No. 24900 WATER/FUEL SEPARATOR CANNISTER STYLE KIT OEM: 981920</p> 	<p>No. 24901 WATER/FUEL SEPARATOR CANNISTER ONLY OEM: 981911</p> 	<p>No. 24910 WATER/FUEL SEPARATOR CANNISTER STYLE OEM: 982230</p> 

OMC CARBURETOR FUEL FILTER APPLICATION GUIDE

Models / Description	Years	GLM No.
2.3L	1987	24970
2.3L, 4-Cyl. Ford, Holley 2-barrel	1987-1991	24970
120 HP, 140 HP	1973-1981	24841
2.5L, 153 C.I., 120 HP Rochester 2-barrel	1972-1986	24840
2.5L	1982-1956	24880
3.0L, 181 C.I., 140 HP Rochester 2-barrel	1973-1990	24840
3.0L, 181 C.I., 4-Cyl. Chevy, Holley 2-barrel	1991-1998	24970
165 HP, Inline 6-Cyl., Rochester 2-barrel	1972-1976	24840
3.8L, 229 C.I., V6 Rochester 2-barrel	1982-1985	24970
3.8L, 229 C.I., V6 Rochester 4-barrel	1982-1983	24980
4.3L, 262 C.I., V6 Rochester 2-barrel	1985	24970
4.3L, 262 C.I., V6 Rochester 4-barrel	1985-1989	24980
5.0L, 307 C.I., V8 Rochester 2-barrel	1975-1976	24970
5.0L, 307 C.I., V8 Rochester 4-barrel	1975-1976	24980
5.0L, 305 C.I., V8 Rochester 2-barrel	1978-1985	24970
5.7L, 350 C.I., V8 Rochester 4-barrel	1978-1989	24980
V8 Chevy with Holley 4-barrel	1990-1998	24970
V8 Ford with Holley 4-barrel	1990-1996	24970

OMC & VOLVO ENGINE

CARBURETOR KITS

Rochester Carburetors

No. 76111

OEM: 380186



Rochester 1 Barrel

No. 76068

OEM: 982384



Rochester 2 Barrel

No. 76120

OEM: OMC 984487
VOLVO 841994



Rochester 2 Barrel

No. 76150

OEM: OMC 983864
VOLVO 834985



Rochester 4 Barrel
(1977-1989)

Holley Carburetors

No. 76081

OEM: 982538



Holley 2 Barrel

No. 76096

OEM: 982539



Holley 4 Barrel
351 Ford (1975-1977)

No. 76088

OEM: 985052



Holley 4 Barrel
302, 351, 460 (1978-1998)

No. 76104

OEM: N/A



Holley 4 Barrel
740A/M55A

Volvo Engine 1-Barrel Carburetors

No. 76101

OEM: 841836, 841292 Solex



AQ115AB, 125AB, 130CD,
AQ131ABCD, 145AB,
AQ151ABC, 171AC,
BB115BC, 145A

No. 76102

OEM: 841293



AQ120B, 140A,
BB140A

No. 76103

OEM: N/A



AQ80







No. 76108

OEM: 875407



AQ120, AQ130A,
B, BB115A

OMC & VOLVO ENGINE

CARB KIT	BRASS FLOATS		
No. 76082 OEM: 979719  <p>Carter 1 Barrel</p>	No. 77200 OEM: 841634  <p>Rochester 2 Barrel</p>	No. 77220 OEM: N/A  <p>Rochester 4 Barrel V8 305, 307, 350, 454CID</p>	No. 77230 OEM: N/A  <p>Rochester 2 Barrel AQ175A, 200DF, 500A</p>
	No. 40760 NEEDLE AND SEAT OEM: N/A  <p>All Quadrajets</p>	No. 77210 OEM: 1397-2610  <p>Rochester 1 Barrel</p>	

OMC CARBURETOR KIT APPLICATIONS

Model	Years	Mfg. Code	Carb. Model	Carb. Kit	Float	Model	Years	Mfg. Code	Carb. Model	Carb. Kit	Float
80	1968-1969	R2	2GC	76068	77200						
90	1970-1971	R2	2GC	76068	77200	260	1979-1989	R4	4MV	76150	77220
100	1972-1973	C1	RBS	76082	-	290 JET	1974-1975	R4	4MV	76160	77220
110	1964	R1	BC	76111	77210	2.3 L	1987-1989	R2	2GE	76120	77200
120	1965-1971	C1	RBS	76082	-	2.5L	1982-1985	R2	2GC	76075	77200
	(Dual carb)					2.5L	1986-1990	R2	2GE	76120	77200
120	1972-1985	R2	2GC	76075	77200	2.5L	1986	R2	2GC	76068	77200
140	1973-1985	R2	2GC	76068	77200	3.0L	1982-1990	R2	2GC	76068	77200
150	1964-1965	R1	BC	76111	77210	3.8L	1979-1985	R2	2GE	76120	77220
155	1967-1972	R2	2GC	76075	-	4.3L	1986-1989	R2	2GE	76120	77200
165	1972-1976	R2	2GC	76068	77200	4.3L	1979-1989	R4	4MV	76150	77220
170	1974	H2	2300	76081	-	4.3/262	1989	R2	2GE	76120	77200
175	1975-1977	H2	2300	76081	-	5.0L(GM)	1979-1985	R2	2GE	76120	77200
185	1978-1981	R2	2GE	76120	77200	5.0L(GM)	1979-1989	R4	4MV	76150	77220
185	1989	H2	2300	76081	-	5.0L(Ford)	1989	H2	2300	76081	-
190	1974-1977	H2	2300	76081	-	5.7L	1979-1989	R4	4MV	76150	77220
200	1966-1968	R2	2GC,V	76075	-	5.8L	1989	H4	-	76088	-
200	1979-1985	R2	2GE	76120	77200	7.5L	1987-1988	H4	-	76088	-
200	1989	H2	2300	76081	-	305 C.I.I./B	1977-1979	R2	2GE	76120	77200
210	1968-1972	R4	4MV	76160	77220	305 C.I.I./B	1977-1978	R4	4MV	76150	77220
215	1971	R4	4MV	76160	77220	305 C.I.I./B	1979-1983	R4	4MV	76150	77220
225	1972-1976	R4	4MV	76160	77220	305 C.I.I./B	1979-1983	R4	4MV	76150	77220
230	1975-1976	R4	4MV	76160	77220	350	1988-1989	R4	4MV	76150	77220
230	1979-1989	R4	4MV	76150	77220	350	1988	R2	2GE	76120	77200
235	1975-1977	H4	4160	76096	-	454 C.I.I./B	1977-1978	R4	4MV	76160	77220
235	1989	H4	-	76088	-	460 C.I.	1987-1988	H4	-	76088	-
240	1978	H4	-	76088	-						
245	1972-1975	R4	4MV	76160	77220						
250	1970-1974	R4	4MV	76160	77220						
250	1979	H4	-	76088	-						
260	1975-1976	R4	4MV	76160	77220						

OMC & VOLVO ENGINE

CARBURETOR MOUNTING GASKETS

No. 30361

OEM: N/A



Holley
4 Barrel

No. 31540

OEM: N/A



Rochester
4 Barrel

No. 30380

OEM: N/A



Rochester
4 Barrel

No. 32970

OEM: 311555



Holley
2 Barrel

No. 30580

OEM: N/A



Holley
2 Barrel

No. 31660

OEM: N/A



Rochester
2 Barrel

No. 32130

OEM: N/A



Holley
4 Barrel

No. 32140

OEM: N/A



Holley
2 Barrel

No. 32180

OEM: N/A



Rochester
2 Barrel

No. 30381

INSULATING GASKET
1/4" THICK
OEM: 908765



Rochester
4 Barrel

No. 31740

INSULATING GASKET
1/4" THICK
OEM: 909758



Rochester
2 Barrel

No. 34700

OEM: 315055



No. 30382

OEM: 3853283



OMC & VOLVO ENGINE

FUEL PUMPS



Model	Year	GLM No.	OEM No.
Chevrolet / OMC			
4-Cyl. 153 C.I.	1964-1971	77010	380455
6-Cyl. 250 C.I. / 165HP	1972-1976	DISCONTINUED	380455, 980525, 982240, 985603
4-Cyl. 2.5L / 153 C.I. / 120HP	1972-1986	DISCONTINUED	380455, 980525, 982240, 985603
4-Cyl. 3.0L / 181 C.I. / 140HP	1973-1986	DISCONTINUED	380455, 980525, 982240, 985603
4-Cyl. 3.0L / 181 C.I. / 140HP	1987-1990	DISCONTINUED	985337
4-Cyl. 3.0L / 181 C.I. / 140HP	1991-1998	77115	986417, 3854858
V6 3.8L / 229 C.I. / 4.3L / 262 C.I.	1981-1991	77118	982997
V8 5.0L / 305 C.I. / 5.7L / 350 C.I.	1978-1998	77102	981650, 3853792, 3855276
V8 7.4L / 454 C.I. / 8.2L / 502 C.I.	1990	77104	986357

Ford / OMC			
V8 5.0L / 302 C.I. / 5.8L / 351 C.I.	1974-1977	77101	980609, 982063
V8 5.0L / 302 C.I. / 5.8L / 351 C.I.	1989-1991	77120	985723
V8 5.0L / 302 C.I. / 5.8L / 351 C.I.	1992-1995	77121	987024, 3854053

FUEL PUMP GASKETS

<p>No. 31360 OEM: 3705042</p>  <p>Chevy V8</p>	<p>No. 31700 OEM: 27-42457</p>  <p>Chevy V6</p>	<p>No.31800 OEM: 27-72805</p>  <p>Ford V8</p>	<p>No.32750 OEM: 27-34898</p>  <p>Chevy 305/350</p>
--	---	--	---



Section 16

OMC & Volvo Ignition

<i>Mallory Ignition</i>	130
<i>Prestolite Ignition</i>	131
<i>Volvo/Bosch Ignition</i>	132-133
<i>Delco Points Ignition</i>	134
<i>Delco EST Ignition</i>	135
<i>Ford EFI Ignition</i>	135
<i>Delco EST Module</i>	136
<i>Delco EST Pick-up Coil</i>	136
<i>Ignition Coils</i>	136
<i>Ignition Components Application</i>	137-138

OMC & VOLVO ENGINE

IGNITION

Mallory Flat Cap

Fits all Volvo and OMC V8 engines with a Mallory flat cap distributor

Mallory Standard Cap

Fits all Volvo and OMC V8 engines with a Mallory standard cap distributor

No. 71580

CAP



No. 71590

CAP



No. 71090

ROTOR



No. 71040

ROTOR



No. 70060

POINTS



No. 70060

POINTS



No. 70580

CONDENSER



No. 70580

CONDENSER



No. 72680

Kit contains:
GLM Item
71090 Rotor
70060 Points
70580 Condenser



No. 72620

Kit contains:
GLM Item
71040 Rotor
70060 Points
70580 Condenser



No. 71800

Kit contains:
GLM Item
71580 Cap
71090 Rotor
70060 Points
70580 Condenser



No. 71760

Kit contains:
GLM Item
71590 Cap
71040 Rotor
70060 Points
70580 Condenser



OMC & VOLVO ENGINE

IGNITION

V6 Prestolite Fits all Volvo & OMC Chevrolet 4.3L/262CI/V6 engines with a Prestolite distributor. GLM Kit No. 72650 also fits OMC Chevrolet 3.8L/229CI/V6	V8 Prestolite (Screw-down Cap) Fits all Volvo & OMC V8 engines with a Prestolite distributor and the newer style screw-down distributor cap. Distributor Cap No. 71560 and Rotor No. 71060 also fit the Prestolite breakerless distributor.	V8 Prestolite (Clip-on Cap) Fits all Volvo and OMC V8 engines with a Prestolite distributor and early style clip-on distributor cap	V8 Prestolite (Clip-on Cap) Fits OMC Stringers (1974-82), OMC Cobra 7.5L (1987) with a Prestolite distributor and early style clip-on distributor cap <small>*Also fits: Crusader 302 (1975-78) & 305, 350,454 (1977-82), PleasureCraft 302 Ford (1972-86) & 351 / 460 Ford (1975-86)</small>
No. 71600 CAP  No. 71060 ROTOR  No. 70010 POINTS  No. 70510 CONDENSER 	No. 71560 CAP  No. 71060 ROTOR  No. 70010 POINTS  No. 70510 CONDENSER 	No. 71570 CAP  No. 71050 ROTOR  No. 70010 POINTS  No. 70510 CONDENSER 	No. 71550 CAP  No. 71030 ROTOR  No. 70040 POINTS  No. 70540 CONDENSER 
No. 72650  Kit contains: GLM Item 71060 Rotor 70010 Points 70510 Condenser	No. 72650  Kit contains: GLM Item 71060 Rotor 70010 Points 70510 Condenser	No. 72660  Kit contains: GLM Item 71050 Rotor 70010 Points 70510 Condenser	No. 72640  Kit contains: GLM Item 71030 Rotor 70040 Points 70540 Condenser
No. 71750 OEM: N/A  Kit contains: GLM Item 71600 Cap 71060 Rotor 70010 Points 70510 Condenser	No. 71730 OEM: N/A  Kit contains: GLM Item 71560 Cap 71060 Rotor 70010 Points 70510 Condenser	No. 71740 OEM: N/A  Kit contains: GLM Item 71570 Cap 71050 Rotor 70010 Points 70510 Condense	No. 71770 OEM: N/A  Kit contains: GLM Item 71550 Cap 71030 Rotor 70040 Points 70540 Condenser

OMC & VOLVO ENGINE

IGNITION

4-Cylinder Volvo Engines with BOSCH Distributors

No. 71470

CAP
OEM: 243797



No. 71480

CAP
OEM: 841263



No. 71490

CAP
OEM: 870690



No. 71000

ROTOR
OEM: 243903



No. 71000

ROTOR
OEM: 243903



No. 71000

ROTOR
OEM: 243903



No. 70082

POINTS
OEM: 243799



No. 70082

POINTS
OEM: 243799



No. 70100

POINTS-TWO PIECE
OEM: 1306169



No. 70500

CONDENSER
OEM: 841262



No. 70610

CONDENSER
OEM: 243653



No. 70591

CONDENSER
OEM: 241710



No. 72600

Kit contains:
GLM Item
71000 Rotor
70082 Point
70500 Condenser



No. 72690

Kit contains:
GLM Item
71000 Rotor
70100 Point
70610 Condenser



No. 72700

Kit contains:
GLM Item
71000 Rotor
70100 Point
70591 Condenser



See Application Chart on Following Page.

OMC & VOLVO ENGINE

IGNITION

6-Cylinder Inline Volvo Engines with BOSCH Distributors

No. 71450
CAP - SMALL DIA.
OEM: 241669



6-Cyl. Cap
Small Diameter 2-9/16" ID

No. 71460
CAP - LARGE DIA.
OEM: 243658



6-Cyl. Cap
Large Diameter 3-3/16" ID

No. 71000
ROTOR
OEM: 243903



Fits 71450
Small Diameter Cap

No. 70100
POINTS-TWO PIECE
OEM: 1306169



See Application
Chart Below

No. 70610
CONDENSER
OEM: 243653



See Application
Chart Below

APPLICATION CHART - VOLVO 4-CYL & 6-CYL INLINE ENGINES

Description	Ignition Part	GLM No.	OEM No.
4-Cyl. Pushrod Engines - AQ 115 & AQ 130			
One Piece Points / External Mounted Condenser Distributor - Kit No. 72600 Includes: 70082, 70500 & 71000	Points	70082	243799
	Condenser	70500	841263
	Cap	71490	870690
	Kit	72600	-
Two Piece Points / Internal Mounted Condenser Distributor - Kit No. 72700 Includes: 70100, 70591 & 71000	Points	70100	1306169
	Condenser	70591	241710
	Cap	71470	243797
	Kit	72700	-
For All	Rotor	71000	243903
4-Cyl. Single Overhead Cam Engines - AQ 120, 125, 131, 140, 141, 145 & 151			
For use with Screw Down Distributor Cap - Kit No. 72690 Includes: 70082, 70610 & 71000	Condenser	70610	243653
	Cap	71480	841263
	Rotor	71000	243903
	Kit	72690	-
For use with Clip Down Distributor Cap - Kit No. 72600 Includes: 70082, 70500 & 71000	Condenser	70500	841262
	Cap	71470	243797
	Rotor	71000	243903
	Kit	72600	-
For All	Points	70082	243799
Inline 6-Cyl. Pushrod Engines - AQ 165 & AQ 170			
One Piece Points / For use with Small Cap Distributor Externally Mounted / For use with Small Cap Distributor For use with Small Diameter Cap Small Diameter Cap	Points	-	241652
	Condenser	70610	243653
	Rotor	71000	243903
	Cap	71450	241669
Two Piece Points / For use with Internally Mounted Condenser	Points	70100	1306169
One Piece Points / For use with Large Cap Distributor Internally Mounted / For use with Large Cap Distributor For use with Large Diameter Cap Large Diameter Cap	Points	-	243801
	Condenser	-	834546
	Rotor	-	243657
	Cap	71460	243658

OMC & VOLVO ENGINE

IGNITION

Delco Points, 4-Cylinder

Fits all OMC Chevrolet 2.5L/153CI/120HP 4-Cyl. Engines
Fits all OMC Chevrolet 3.0L/181CI/140HP 4-Cyl. Engines

No. 71540

CAP



No. 71020

ROTOR



No. 70020

POINTS



No. 70530

CONDENSER



Delco Points, Inline 6-Cylinder

Fits all OMC Chevrolet 250CI/165HP
Inline 6-Cyl. Engines (1972-1976)

No. 71530

CAP



No. 71020

ROTOR



No. 70020

POINTS



No. 70530

CONDENSER



No. 72610

OEM: 172527

Kit contains:

GLM	Item
71020	Rotor
70020	Points
70530	Condenser



No. 72610

OEM: 172527

Kit contains:

GLM	Item
71020	Rotor
70020	Points
70530	Condenser



No. 71720

OEM: N/A

Kit contains:

GLM	Item
71540	Cap
71020	Rotor
70020	Points
70530	Condenser



No. 71710

OEM: N/A

Kit contains:

GLM	Item
71530	Cap
71020	Rotor
70020	Points
70530	Condenser



OMC & VOLVO ENGINE

IGNITION

V6 Delco EST Breakerless Ignition

OMC Cobra with Chevy 4.3L/262CI/V6 Engine
Volvo with Chevy 4.3L/262CI/V6 Engine

No. 71410

CAP
OEM: 3854331



No. 71110

ROTOR
OEM: 3854311



No. 71820

OEM: N/A

Kit contains:

GLM	Item
71410	Cap
71110	Rotor



V8 Delco EST Breakerless Ignition

OMC Cobra with Chevy V8 Engine
Volvo with Chevy V8 Engine

No. 71400

CAP
OEM: 3854548



No. 71100

ROTOR
OEM: 3854549



No. 71810

Kit contains:

GLM	Item
71400	Cap
71100	Rotor



4-Cylinder Delco EST Breakerless Ignition

OMC Cobra with Chevy 3.0L/181CI/ 4-Cyl. Engine
Volvo with Chevy 3.0L/181CI/ 4-Cyl. Engine

No. 71420

CAP
OEM: 3854260



No. 71120

ROTOR
OEM: 3854261



No. 71830

OEM: N/A

Kit contains:

GLM	Item
71420	Cap
71120	Rotor



V8 Ford Breakerless Ignition

OMC Cobra, Ford 5.0L/302 EFI & 5.8L/351 EFI (1993-1996)
Volvo, Ford 5.0L/302 EFI & 5.8L/351 EFI (1993-1996)

No. 71640

CAP
OEM: 3854217



No. 71140

ROTOR
OEM: 3854218



No. 71850

OEM: N/A

Kit contains:

GLM	Item
71640	Cap
71140	Rotor



OMC & VOLVO ENGINE

IGNITION PARTS

No. 73190

IGNITION MODULE
OEM: 3854003

For Delco EST
Breakerless Ignitions



Fits OMC Chevrolet 4-Cyl. V6 & V8 Engines
with Delco Breakerless Distributors
Fits Volvo Chevrolet 4-Cyl. V6 & V8 Engines
with Delco Breakerless Distributors

No. 72130

PICK-UP COIL
OEM: 3854001

For Delco EST
Breakerless Ignitions



Fits OMC Chevrolet 4-Cyl. V6 & V8 Engines
with Delco Breakerless Distributors
Fits Volvo Chevrolet 4-Cyl. V6 & V8 Engines
with Delco Breakerless Distributors

IGNITION COILS

No. 72118

IGNITION COIL
OEM: 3287677



Fits AQ 171, AQ 251 (1988-92)

No. 72110

OIL FILLED COIL
OEM: 3853548

Used with Points Style Ignition

Resistor Wire or
External Resistor



No. 72115

OIL FILLED COIL
OEM: 3852217

Used with
Prestolite Breakerless Ignition

Use without
External Resistor



No. 72122

IGNITION COIL
OEM: 3861267



Fits Volvo Penta 8.1 Gi - GSi - GXi

No. 72117

OIL FILLED COIL
OEM: N/A

Used with Points Style Ignition

Has Internal Resistor



No. 72116

IGNITION COIL
OEM: 3854161

For V8 Ford
Breakerless Ignitions



Fits OMC Cobra with Ford 5.0L/302CI EFI
& 5.8L/351CI EFI (1993-1996)
Fits Volvo with Ford 5.0L/302CI EFI
& 5.8L/351CI EFI (1993-1996)

No. 72113

IGNITION COIL
OEM: 3854002

For Delco EST
Breakerless Ignitions



Fits OMC Chevrolet 4-Cyl. V6 & V8 Engines
with Delco Breakerless Distributors
Fits Volvo Chevrolet 4-Cyl. V6 & V8 Engines
with Delco Breakerless Distributors

OMC & VOLVO ENGINE

IGNITION COMPONENTS APPLICATION

Model	Years	Cyl.	Distributor	Points	Condenser	Distrib. Cap	Rotor	Tune-Up Kit	Complete T-Up Kit
2.3L	1987-1990	4	(A)	70060	70580	-	71040	72620	72620
2.3L	1990	4	(B)	70010	70510	-	71060	72650	72650
2.5L	1981-1986	4	982351 (D)	70530	70530	71540	71020	72610	71720
3.0L	1982-1990	4	982351 (D, G)	70530	70530	71540	71020	72610	71720
3.0L	1990-Up	4	-	-	-	-	-	-	-
3.8L	1981-1986	6	982846, 983203 (B, F)	70010	70510 (C)	71600	71060	72650	71750
4.3L	1985-1990	6	(B, F)	70010	70510 (C)	71600	71060	72650	71750
4.3L	1991-1992	6	986855 (B)	-	-	71600	71060	-	-
5.0L (GM)	1979-1982	8	(B, E)	70040	70540	71550	71030	72640	71770
5.0L (GM)	1979-1982	8	(B, E)	70010	70510 (C)	71570	71050	72660	71740
5.0L (GM)	1981-1988	8	983453 (A)	70060	70580	71590	71040	72620	71760
5.0L (GM)	1983-1988	8	IBM 7013C (B, F)	70010	70510 (C)	71560	71060	72650	71730
5.0L (Ford)	1993	8	(B, F)	70010	70510 (C)	71560	71060	72650	71730
5.0L	1991-1992	8	(B, F)	-	-	71560	71060	-	-
5.0L (Ford)	1993	8	Ford	-	-	-	-	-	-
5.7L	1982-1990	8	983453 (A)	70060	70580	71590	71040	72620	71760
5.7L	1982-1990	8	IBM 7013C (B, F)	70010	70510 (C)	71560	71060	72650	71730
5.7L	1991-1992	8	(B, F)	-	-	71560	71060	-	-
5.8L (Ford)	1989-1990	8	(B, F)	70010	70510 (C)	71560	71060	72650	71730
5.8L (Ford)	1991-1992	8	(B, F)	-	-	71560	71060	-	-
5.8L (Ford)	1993	8	Ford	-	-	-	-	-	-
7.5L	1987	8	(B, E)	70040	70540	71550	71030	72640	71770
7.5L	1987	8	(B, E)	70010	70510 (C)	71570	71050	72660	71740
7.5L	1987-1989	8	(B, F)	70010	70510 (C)	71560	71060	72650	71730
100	1972-1973	4	384720, 979858 (D)	70020	70530	71540	71020	72610	71720
100	1972-1973	4	980500, 982351 (D)	70020	70530	71540	71020	72610	71720
110	1964	4	(D)	70020	70530	71540	71020	72610	71720
120	1965-1986	4	383581, 384258 (D)	70020	70530	71540	71020	72610	71720
140	1973-1989	4	980500, 982351 (D)	70020	70530	71540	71020	72610	71720
150	1964-1966	6	1110309, 22 (D)	70030	70530	-	-	-	-
155	1967-1972	6	1110376 (D)	70030	70520	-	-	-	-
165	1972-1976	6	980156 (D)	70020	70530	71530	71020	72610	71710
170	1974	8	(B, E)	70040	70540	71550	71030	72640	71770
170	1974	8	(B, E)	70010	70510 (C)	71570	71050	72660	71740
175	1975-1977	8	(B, E)	70040	70540	71550	71030	72640	71770
175	1975-1977	8	980902 (B, E)	70010	70510 (C)	71570	71050	72660	71740
185	1967-1968	8	381775 (A)	70060	70580	71580	71090	72680	71800
185	1978-1980	8	(B, E)	70040	70540	71550	71030	72640	71770
185	1978-1980	8	981659 (A)	70060	70580	71590	71040	72620	71760
185	1978-1980	8	982320 (B, E)	70010	70510	71570	71050	72660	71740
190	1974-1977	8	(B, E)	70040	70540	71550	71030	72640	71770
190	1974-1977	8	980902 (B, E)	70010	70510 (C)	71570	71050	72660	71740
200	1966	9	(D)	70030	70530	71520	71010	-	71700
200	1967-1968	8	1111050, 1111053 (D)	70030	70520	71520	71010	72630	71700
200	1967-1968	8	1111058, 382127 (D)	70030	70520	71520	71010	72630	71700
200	1979-1988	8	981659 (A)	70060	70580	71590	71040	72620	71760
200	1979-1982	8	(B, E)	70040	70540	71550	71030	72640	71770
200	1979-1982	8	982320 (B, E)	70010	70510 (C)	71570	71050	72660	71740
210	1968-1972	8	381775 (A)	70060	70580	71580	71090	72680	71800
215	1971	8	(A)	70060	70580	71580	71090	72680	71800
225	1978	8	981659, 982320 (A)	70060	70580	71590	71040	72620	71760
225	1972-1976	8	381775 (A)	70060	70580	71580	71090	72680	71800
230	1969-1978	8	981659	70060	70580	71590	71040	72620	71760
230	1979-1982	8	(B, E)	70040	70540	71550	71030	72640	71770
230	1979-1982	8	982320 (B, E)	70010	70510 (C)	71570	71050	72660	71760
230 (IB)	1975-1976	8	381775 (A)	70060	70580	71580	71090	72680	71800

OMC & VOLVO ENGINE

IGNITION COMPONENTS APPLICATION

Model	Years	Cyl.	Distributor	Points	Condenser	Distrib. Cap	Rotor	Tune-Up Kit	Complete T-Up Kit
235	1971	8	(A)	70060	70580	71580	71090	72680	71800
235	1975-1977	8	(B, E)	70040	70540	71550	71030	72640	71770
235	1975-1977	8	981080 (B, E)	70010	70510 (C)	71570	71050	72660	71740
240	1978	8	(B, E)	70040	70540	71550	71030	72640	71770
240	1978	8	981080 (B, E)	70010	70510 (C)	71570	71050	72660	71740
245	1972-1975	8	381775 (A)	70060	70580	71850	71090	72680	71780
250 (B)	1970-1974	8	(A)	70060	70580	71850	71090	72680	71780
250	1979	8	(B, E)	70040	70540	71550	71030	72640	71770
250	1979	8	981080 (B, E)	70010	70510 (C)	71570	71050	72660	71740
260 (B)	1975-1976	8	384193 (A)	70060	70580	71580	71090	72680	71800
260	1979-1982	8	(B, E)	70040	70540	71550	71030	72640	71770
260	1979-1982	8	981659 (A)	70060	70580	71590	71040	72620	71760
260	1979-1982	8	982320 (B)	70010	70510 (C)	71570	71050	72660	71740
262 CID	1989	6	(B, F)	70010	70510 (C)	71600	71060	72650	71750
290 JET	1974-1975	8	(A)	70060	70580	71580	71090	72680	71800
305 (IB)	1977-1979	8	980680 (A)	70060	70580	71580	71090	72680	71800
305 (IB)	1980-1982	8	981659, 982320 (A)	70060	70580	71590	71040	72620	71760
350 (IB)	1977-1979	8	981659 (A)	70060	70580	71580	71090	72680	71800
350 (IB)	1980-1982	8	982320 (A)	70060	70580	71590	71040	72620	71760
350 CID	1988-1989	8	(F)	70060	70580	71590	71040	72620	71760
350 CID	1988-1989	8	(B, E)	70010	70510 (C)	71570	71050	72660	71740
454 (IB)	1977-1979	8	(A)	70060	70580	71580	71090	72680	71800
454 (IB)	1980-1982	8	981659, 982320 (A)	70060	70580	71590	71040	72620	71760
460 CID	1988-1989	8	(B, F)	70010	70510 (C)	71560	71060	72650	71730

(A) Mallory Ignition

(B) Prestolite Ignition

(C) Wire Type use No. 70540

(D) Delco Ignition

(E) Models w/ Clip-On Dist. Cap

(F) Models w/ Screw-On Dist. Cap

(G) 90'S Model Point Ignition Only

(H) Elec. Dist. (Standard Rotation)

(I) Elec. Dist. (Counter Rotation)

(J) Contact Controlled Dist.

(K) Does Not Include Models
w/ Shift Assist Module

DISTRIBUTOR PARTS (ELECTRONIC IGNITION)

Model	Years	Distributor No.	Module	Pick-Up	Pole Pc	Rotor	Cap
351 EFI King	1994	3854176	-	72140	N/R	71140	71640
3.0L	1994	-	73190	72130	-	71120	71420
4.3L	1994	-	73190	72130	73410	71110	71410
5.0L EFI	1994	3854175	-	72140	N/R	71140	71640
5.8L EFI	1994	3854176	-	72140	N/R	71140	71640
7.4L	1994	3855128	-	N/R	N/R	71130	71560
4.3L, 4.3L H.O. (2V Models)	1991-1993	986855	-	-	-	71060	71600
5.0L, 5.0L H.O., 5.8	1991-1993	986969, 986970	-	N/R	N/R	71060	71560
3.0L, 3.0L H.O.	1990-1993	986653	73190	72130	73420	71120	71420
351 EFI King	1993	987734	-	72140	N/R	71140	71640
351 King	1993	987527	-	N/R	N/R	71130	71560
5.0L EFI	1993	987733	-	72140	N/R	71140	71640
5.8L EFI King	1993	987734	-	72140	N/R	71140	71640
5.7L OMC Cobra	1991-1992	986983	-	-	-	71060	71560
351	1992-1993	987527	-	N/R	N/R	71130	71560
454, 454 H.O., 502	1992	987473	-	N/R	N/R	71130	71560
5.7LE	1992	986983	-	N/R	N/R	71060	71560
454 H.O. (744APERGF)	1991	987473	-	N/R	N/R	71130	71560
3.0, 3.0 H.O. (PWS/PWR)	1990	986653	73190	-	73420	71120	71420
4.3L, 4.3L H.O. w/ Dis. Ign.	1990	-	N/A	N/R	N/R	N/R	N/R



Section 17

OMC & Volvo Electrical Solenoids, Power Trim Relays & Voltage Regulators

OMC & VOLVO ENGINE

OMC VOLTAGE REGULATORS

No. 72200

OEM: 985713



No. 72290

OEM: 3853833




No. 72210

OEM: 910599



No. 72260

OEM: 383440



(1964-1981)

No. 72270

OEM: 384538



(1964-1981)

VOLVO POWER TRIM RELAYS

No. 73020

OEM: 876037



5 Terminal
For AQ 270,280

No. 73010

OEM: 876039



5 Terminal
For AQ 175,200,225D, 260,
290A

No. 72220

OEM: 841688, 841381



(1975-1989)

No. 72230

OEM: 847605, 843547



(1976-1982)

SOLENOIDS

No. 72460

OEM: 3853869



No. 72490

OEM: Delco 1114356,
1114458



No. 72360

OEM: 586730



No. 72420

OEM: 378444



No. 72430

OEM: 586180



No. 72403

OEM: 985063



OMC & VOLVO ENGINE

VOLTAGE REGULATORS					
Model	Year	GLM No.	Model	Year	GLM No.
351 EFI King	1994	-	5.8L	1987-1993	72200
3.0L	1994	72290	5.7LE Cobra	1990-1992	72200
4.3L	1994	72290	5.7L	1988-1992	72200
5.0L	1994	72290	350 King Cobra	1988-1991	72200
5.0L EFI	1994	-	460 King Cobra	1988-1990	72200
5.7L	1994	72290	2.3L	1987-1990	72200
5.8L	1994	72290	4.3L, 4.3L H.O.	1987-1988	72200
5.8L EFI	1994	-	3.0L, 3.0L H.O.	1986-1988	72200
7.4L King	1994	72290	370 King Cobra	1988	72200
351 King	1992-1993	72290	2.5L, 3.0L, 3.8L, 4.3L, 5.0L, 5.7L	1982-1987	72210
502	1992-1993	72290	335 Cobra	1987	72200
454, 454 H.O. King Cobra	1990-1993	72290	340 King Cobra	1987	72200
3.0L, 3.0L H.O.	1989-1993	72290	5.0L, 5.0L H.O.	1987	72200
4.3L, 4.3L H.O.	1989-1993	72290	5.7L	1987	72200
5.0L, 5.0L H.O.	1988-1993	72290	7.5L	1987	72200
STARTER SOLENOIDS					
Model	Year	GLM No.	Model	Year	GLM No.
5.0L, 5.0L H.O., 5.8 & EFI	1992-1994	-	5.0L, 5.0L H.O.	1989-1991	72360
351 & EFI	1992-1994	-	5.8L	1989-1991	72360
3.0L, 3.0L H.O. & PWS/PWR	1986-1994	72460	350 OMC King Cobra	1988-1991	72460
4.3L, 4.3L H.O.	1986-1994	72460	460 King Cobra	1989-1990	72360
5.7L	1986-1994	72460	2.3L	1987-1990	72360
All w/3-5/8 Starter Mounted - Short Type Delco Solenoids	1983-1994	72460	5.0L	1986-1989	72460
All w/4-1/4 Starter Mounted - Long Type Delco Solenoids	1965-1994	72490	370 King Cobra	1988	72403
502	1992-1993	70460	460 King Cobra	1988	72403
454, 454 H.O./OMC King Cobra	1990-1993	72460	335 Cobra	1987	72360
5.7LE OMC Cobra	1990-1992	72460	340 King Cobra	1987	72360
			7.5L	1987	72360
			2.5L	1986	72460
TRIM SOLENOIDS					
Model	Year	GLM No.	Model	Year	GLM No.
351 King Cobra	1992-1993	72360	370, 460 King Cobra	1988	72440
502	1992-1993	72360	4.3L (2V and 4V)	1986-1987	72403
3.0L, 3.0L H.O.	1991-1993	72360	5.0L, 5.7L (4V)	1986-1987	72403
4.3L	1991-1993	72360	335 Cobra, 340 King Cobra	1987	72403
5.0L, 5.0L H.O., 5.8	1991-1993	72360	7.5L King Cobra	1987	72403
454, 454 H.O. King Cobra	1990-1993	72360	2.5L, 3.0L	1986	72403
4.3L H.O	1990-1993	72360	175	1975-1978	72410
351 EF1 King Cobra	1993	72360	235	1975-1978	72410
5.0L, 5.8L EFI	1993	72360	190	1974-1978	72410
5.7L	1990-1992	72360	140	1973-1977	72410
5.7LE OMC Cobra	1990-1992	72360	120	1965-1977	72410
350 OMC King Cobra	1988-1991	72360	225	1974-1976	72410
370, 460 CIVIC King Cobra	1989-1990	72360	165	1972-1976	72410
2.3L	1987-1990	72440	245	1974-1975	72410
3.0L, 3.0L H.O. - & PWS/PWR/PWC	1987-1990	72440	170	1974	72410
4.3L, 4.3L H.O.	1988-1989	72440	100	1972-1973	72410
5.0L, 5.7L	1988-1989	72440			



Section 18

OMC & Volvo Engine Gaskets Rear Main Oil Seals

<i>Head Gaskets</i>	144
<i>Intake Manifold Gaskets</i>	145
<i>Valve Cover Gaskets</i>	145
<i>Lifter Side Cover Gaskets</i>	146
<i>Oil Pan Gaskets</i>	146
<i>Timing Chain Cover Gasket Kits</i>	146
<i>Timing Chain Cover Gaskets</i>	147
<i>Crank Shaft Oil Seals</i>	147
<i>Distributor Gaskets</i>	147
<i>Engine Gasket Kits</i>	148

OMC & VOLVO ENGINE

HEAD GASKETS

Chevy V8

No. 36160

OEM: 914971, 841207, 856474

Chevy
305/350 CID engines
(5.0 & 5.7L)



No. 36110

OEM: 914849

Chevy
454 CID engines
(7.4L)



Ford V8

No. 36170

OEM: 916221

Ford
351 CID engines
(5.8L)



No. 36120

OEM: 912766

Ford
460 CID engines
(7.5L)



Chevy Inline 6

No. 36140

OEM: 908237

Chevy
250 CID engines
6-Cyl (4.1L)




Chevy V6

No. 36100

OEM: 3854299

Chevy
262 CID engines
(4.3L)



Buick V6

No. 36190

OEM: 985662

Buick
231 CID engines
(1964-1972)



Chevy 4-Cylinder

No. 36150

OEM: 914812

Chevy
181 CID engines
(3.0L)



No. 36130

OEM: 311210

Chevy
153 CID engines
(2.5L)



Volvo 4-Cylinder

No. 36090

OEM: 1378646

4-Cyl.
AQ145 Engine



No. 36080













OEM: 1378645

4-Cyl.
AQ120B, 125A,
140A, BB140A



OMC & VOLVO ENGINE

INTAKE MANIFOLD GASKETS




<p>No. 32680 OEM: 912471</p> <p>Ford 140 CID 2.3L</p> 	<p>No. 31570 OEM: 908079</p> <p>NEW</p> <p>Chevy 4-Cyl, 181, 3.0L (1968-82)</p> 	<p>No. 33580 OEM: 3853256</p> <p>NEW</p> <p>Chevy 4-Cyl (1996 & Up)</p> 	<p>No. 30345 OEM: 27-824326002</p> <p>NEW</p> <p>4.3L (1996 & Up)</p> 
<p>No. 30347 OEM: 27-807473A1</p> <p>NEW</p> <p>5.0/5.7L (1996 & Up)</p> 	<p>No. 33940 OEM: 312737</p> <p>Buick V6 (1964-72)</p> 	<p>No. 30349 OEM: 312737</p> <p>Chevy V6</p> 	<p>No. 30351 OEM: N/A</p> <p>Chevy V6</p> 
<p>No. 39200</p> <p>Ford 302 CID 5.0L</p> 	<p>No. 36280</p> <p>Ford 351CID 5.8L</p> 	<p>No. 30860</p> <p>Chevy 305/350 CID 5.0/5.7L (1997 & Below)</p> 	<p>No. 39170 with oval intake ports</p> <p>Chevy 454 CID 7.4L</p> 

VALVE COVER GASKETS

<p>No. 32210 OEM: 3852693</p> <p>GM 153/181 CID 2.5/3.0L</p> 	<p>No. 30340 OEM: N/A</p> <p>GM 250 CID 4.1L</p> 	<p>No. 30359 OEM: 3854300</p> <p>GM 262 CID 4.3L</p> 
<p>No. 30353 OEM: 912965</p> <p>GM 305/350 CID 5.0/5.7 (1986 & Below)</p> 	<p>No. 30357 OEM: 3852687 (1987 & Up)</p> <p>GM 305/350 CID 5.0/5.7L (1987 & Up)</p> 	<p>No. 30470 OEM: 3852818</p> <p>Ford 302/351 CID 5.0/5.8L</p> 
<p>No. 30350 OEM: 3853513</p> <p>GM 454/502 CID 7.4/8.2</p> 	<p>No. 30358 OEM: 3854942 (1996 & Up)</p> <p>GM 4.3L w/ plastic valve cover</p> 	<p>No. 33040 OEM: 912768</p> <p>Ford 460 CID 7.5L</p> 

OMC & VOLVO ENGINE





LIFTER SIDE COVER GASKETS

<p>No. 30100 OEM: 3852692</p>  <p>153 & 181 CID Push Rod Cover</p>	<p>No. 30120 OEM: N/A</p>  <p>140/150/ 160 /165 6-Cyl.</p>	<p>No. 32640 OEM: 3856443</p>  <p>120/140 4-Cyl. w/ stamped cover</p>
--	--	---

OIL PAN GASKETS

<p>No. 39470 OEM: 508886</p>  <p>GM 153/181CID 2.5L & 3.0L</p>	<p>No. 39460 OEM: N/A</p>  <p>Chevy 229 CID 3.8L, V6</p>	<p>No. 39130 OEM: N/A</p>  <p>GM 250 CID, 4.1L 165 Inline 6-Cyl.</p>
<p>No. 39840 OEM: 3852655</p>  <p>Chevy 262 CID 4.3L, V6</p>	<p>No. 39860 OEM: 3855801</p>  <p>NEW</p> <p>Chevy 4.3L, V6</p>	<p>No. 39850 OEM: 3852664</p>  <p>GM 305/350 CID 5.0/5.7L (1986 & Up)</p>
<p>No. 39490 OEM: N/A</p>  <p>GM 454/502CID, 7.4L & 8.2L Mark IV (1991 & Below)</p>	<p>No. 39540 OEM: N/A Replaces No. 39230 & 39260</p>  <p>Universal Type GM 262,265,267,283,302,305,327, 350 & 400 Small Block Engines (1986 & Below)</p>	
<p>No. 39160 OEM: N/A</p>  <p>Ford 302 CID 5.0L</p>	<p>No. 39500 OEM: N/A</p>  <p>Ford 351CID 5.8L</p>	<p>No. 30370 OEM: 3851981</p>  <p>Drain Plug - Oil Pan</p>

TIMING CHAIN COVER GASKET KITS

<p>No. 39710 OEM: N/A</p>  <p>Chevy 4-Cyl. & Inline 6</p>	<p>No. 39730 OEM: N/A</p>  <p>Chevy 262 4.3L CID V6</p>	<p>No. 39740 Mark IV OEM: N/A (1991 & Below)</p>  <p>Chevy 454 CID engines</p>	<p>No. 39720 OEM: N/A (1997 & Below)</p>  <p>Chevy 305 & 350 CID</p>
---	---	---	--

OMC & VOLVO ENGINE

TIMING CHAIN COVER GASKETS			
<p>No. 30360 OEM: 3852691</p>  <p>4 & 6-Cyl. Chevy Timing Chain Cover</p>	<p>No. 30530 OEM: N/A (1997 & Below)</p>  <p>Chevy V6 & SB V8 Timing Chain Cover</p>	<p>No. 30440 OEM: N/A (1991 & Below)</p>  <p>Chevy 454 CID Timing Chain Cover</p>	<p>No. 30460 OEM: N/A</p>  <p>Ford V8 Timing Chain Cover</p>
CRANK SHAFT OIL SEALS			
<p>No. 85780  OEM: 3853341</p> <p>One Piece (1996 & Below)</p>  <p>All Chevy</p>	<p>No. 85490 OEM: 473424</p> <p>Two Piece (1985 & Below)</p>  <p>All Chevy</p>	<p>No. 85790 OEM: 3852657</p> <p>One Piece (1986 & Up)</p>  <p>4.3/5.0/5.7L Standard Rotation</p>	<p>No. 85960 OEM: 460571</p> <p>Two Piece (1986 & Below)</p>  <p>7.4/8.2L</p>
<p>No. 85980 OEM: 913746</p>  <p>Ford 351 CID</p>	<p>No. 30354 OEM: 3852656</p>  <p>V6, 305, 350 Rear Main Seal Retainer Cover Gasket</p>	<p>No. 30110 OEM: 3852658</p>  <p>4 & 6-Cyl Chevy Oil Pump Cover Gasket</p>	<p>No. 30490 OEM: N/A</p>  <p>Oil Pump Mounting Gasket</p>
DISTRIBUTOR GASKETS			
<p>No. 32040 OEM: N/A</p>  <p>Mallory V8 Distributor Cap</p>	<p>No. 32030 OEM: N/A</p> <p><i>DISCONTINUED</i></p>  <p>Prestolite Distributor Cap</p>	<p>No. 31370 OEM: 3852109</p>  <p>V6 & V8 Chevy Distributor Mounting</p>	<p>No. 32300 OEM: N/A</p>  <p>4-Cyl. Distributor Mounting</p>

OMC & VOLVO ENGINE

ENGINE GASKET KITS

No. 39830


HEAD & INTAKE MANIFOLD GASKET KIT
OEM: 39830



Buick V6 3.8L/231 CID (1964-1972)

No. 39670

TOP END
GASKET KIT



Ford 5.0L/302 CID engines

No. 39680

TOP END
GASKET KIT



Ford 5.8L/351 CID engines

No. 39690

TOP END
GASKET KIT

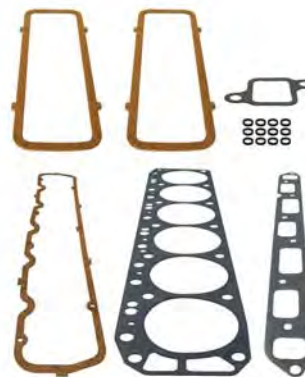
(1997 &
Below)



Chevy 5.0L/305, 5.7L/350 CID engines

No. 39660

TOP END
GASKET KIT



All Chevy 250 CID 165 HP

No. 39810

REBUILD
GASKET KIT



Chevy 2.5L/153CI/110, 120HP (1965-1985)

No. 39820

REBUILD
GASKET KIT



Chevy 3.0L/181CI/140HP (1973-1988)

Section 19

Volvo Penta AQ Drive Sterndrives & Transom Assemblies Up to 1993

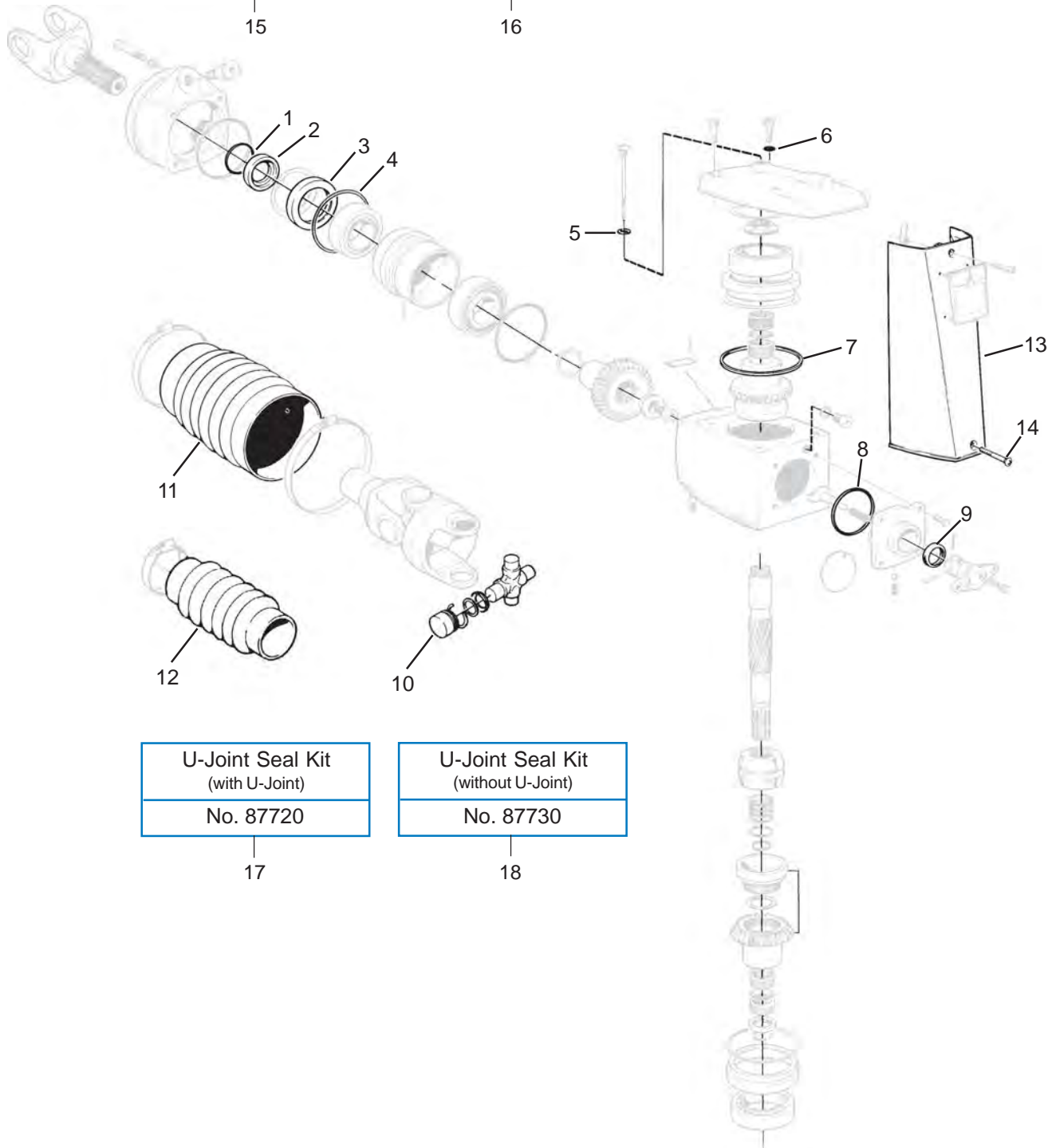
<i>Upper Gear Housing Breakdown</i>	<i>150-151</i>
<i>Lower Gear Housing Breakdown</i>	<i>152-153</i>
<i>Intermediate Housing Breakdown</i>	<i>154-155</i>
<i>Transom Assembly Breakdown</i>	<i>156-157</i>
<i>Gear Housing Seal Kits</i>	<i>158</i>
<i>Intermediate Housing Parts</i>	<i>159</i>
<i>Tilt Bushings</i>	<i>159</i>
<i>U-Joints & Bellows</i>	<i>160</i>
<i>Exhaust Bellows - External</i>	<i>160</i>
<i>Drive Cover</i>	<i>160</i>
<i>Transom Assembly Parts</i>	<i>160</i>

VOLVO PENTA AQ DRIVE

UPPER HOUSING

Seal Kit (AQ 200-290, AQSP, AQDP)
No. 87760

Seal Kit (AQ 280-290, AQSP, AQDP)
No. 87820

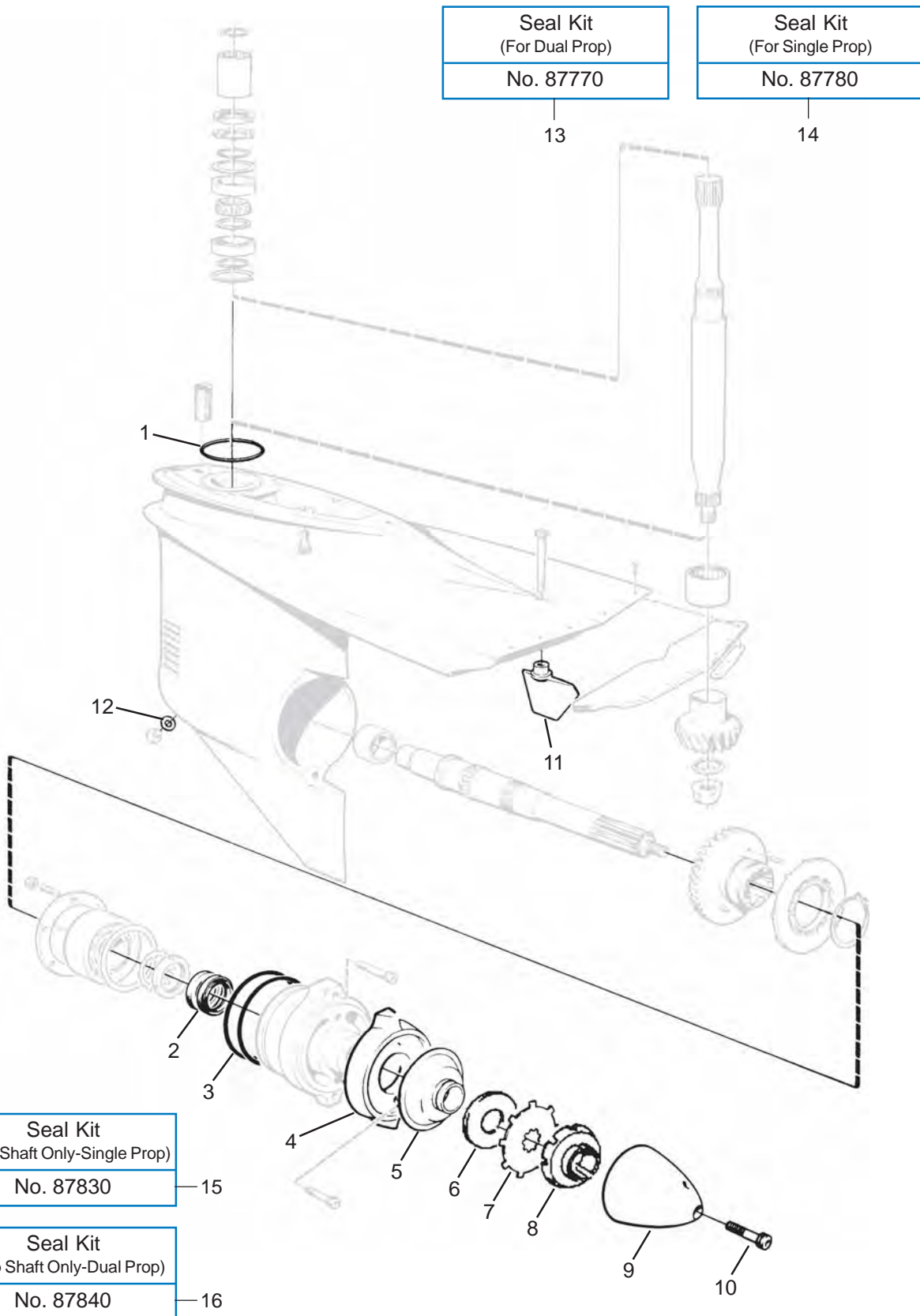


U-Joint Seal Kit (with U-Joint)
No. 87720

U-Joint Seal Kit (without U-Joint)
No. 87730

VOLVO PENTA AQ DRIVE

LOWER HOUSING



VOLVO PENTA AQ DRIVE

INTERMEDIATE HOUSING

Steer Stem Repair Kit
(AQ 200-290)

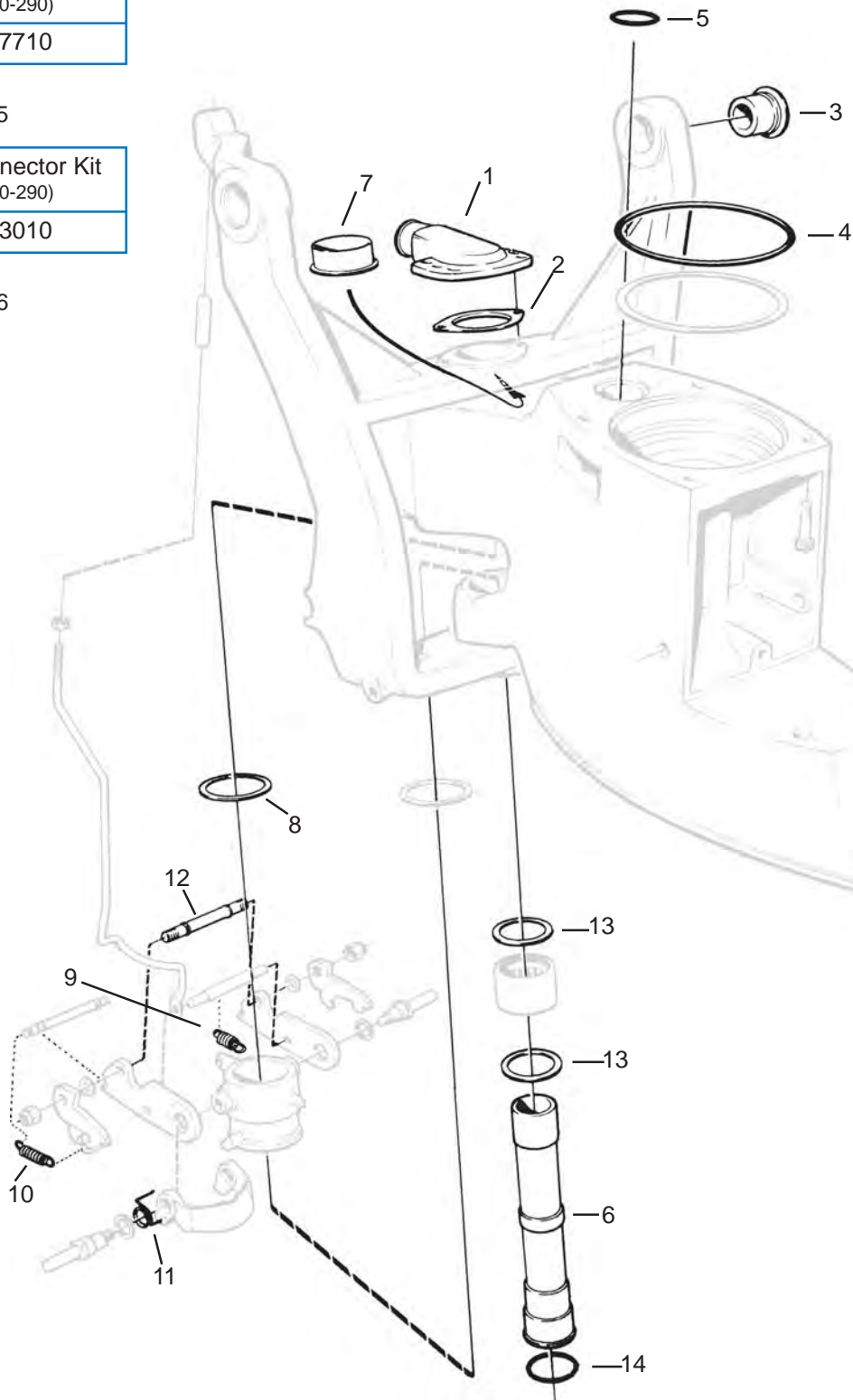
No. 87710

15

Hose Connector Kit
(AQ 200-290)

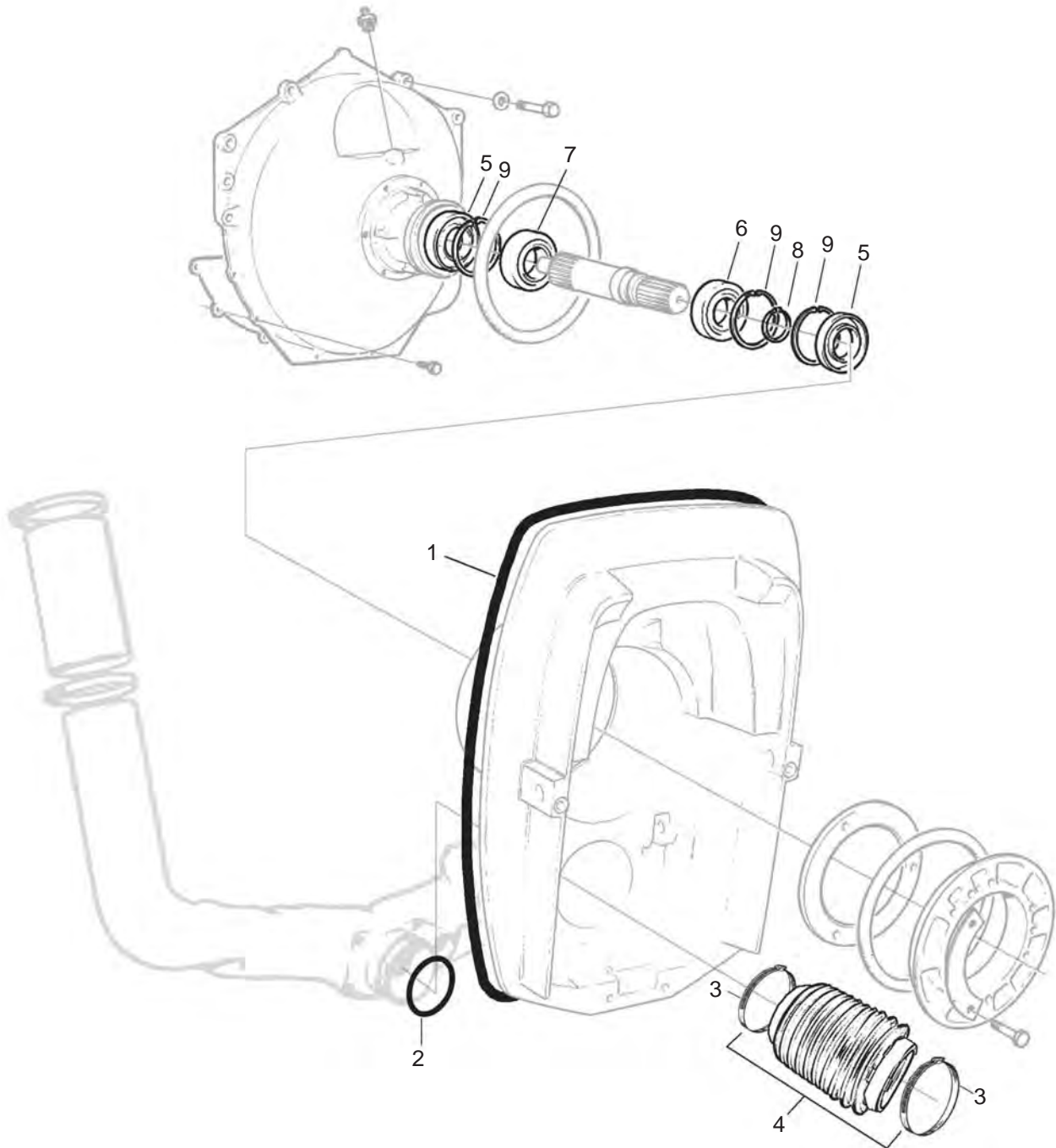
No. 23010

16



VOLVO PENTA AQ DRIVE

TRANSOM ASSEMBLY



VOLVO PENTA AQ DRIVE

LOWER GEAR HOUSING SEAL KITS

No. 87780

OEM: 876268



Single Prop
AQ 200-AQ 290, AQSP

No. 87770

OEM: 876267



Dual Prop
AQ 280DP, 290DP, AQDP

No. 87830

OEM: N/A



Prop Shaft Only - Single Prop
AQ 200-AQ 290, AQSP

No. 87840

OEM: N/A



Prop Shaft Only - Dual Prop
AQ 280DP, 290DP, AQDP

UPPER GEAR HOUSING SEAL KITS

No. 87760

OEM: 876266



AQ 200-290, AQSP, AQDP

No. 87820

OEM: N/A



AQ 280-290, AQSP, AQDP

COMPLETE UPPER & LOWER GEAR HOUSING SEAL KITS

No. 87700

OEM: 875192

Includes:
87760
87780



Single Prop

No. 87790

OEM: 875741

Includes:
87760
87770



Dual Prop

VOLVO PENTA AQ DRIVE

INTERMEDIATE HOUSING

No. 87710

STEER STEM REPAIR KIT
OEM: N/A

Kit contains:

GLM	OEM	Item
45010	125017	O-Ring
87070	181620	Seal
23020	814356	Gasket
23130	814388	Plastic Bushing
23180	814390	Plastic Washer
23090	826341	Plastic Bushing
23010	823846	Hose Connector
45090	925256	O-Ring
45110	941820	O-Ring



Fits 200 thru 290

No. 23055

PIPE - WATER
OEM: 814386

Intermediate Housing



200 thru 290

No. 23130

SWIVEL BUSHING - FOR PIPE
OEM: 814388



Electric Tilt
250, 270, 275, 280

No. 23180

PLASTIC WASHER
OEM: 814390



No. 23020

RUBBER GASKET
OEM: 814356



No. 23010

HOSE CONNECTOR
OEM: 832846, 851452



Comes with gasket

AQ 200-290

No. 23011

HOSE CONNECTOR
OEM: 854031



AQ 200-290

No. 23013

HOSE CONNECTOR - PLASTIC
OEM: 872752



DP, DPD, DPE, DPG, DPH, DPX

TILT BUSHINGS

No. 23090

TILT BUSHINGS
OEM: 826341, 876278



All with Electric Tilt

No. 23091

TILT BUSHINGS
OEM: 832820



Power Trim
AQ270T, 280T

No. 23092

TILT BUSHINGS
OEM: 853223



Power Trim
AQ 290, SP, DP

No. 23093

TILT BUSHINGS
OEM: 872096



Power Trim
DPE, DPX-S1, DPX,
DP-C1, DP-D1

No. 35010

OEM: 853936



Tilt Motor Gasket

No. 23080

SETTING PIN
OEM: 814301



No. 23190

NYLON
OEM: 941855



No. 23174

SHAFT - REVERSE LOCK
OEM: 814419, 814499



AQ290, A, DP, SP-A,
SP-A1, SP-A2, DP-A,
DP-A1, DP-A2, DP-B1

No. 23170

SPRING KIT -
REVERSE LOCK
OEM: N/A



No. 23171

SPRING
OEM: 814332



No. 23172

SPRING
OEM: 832534



No. 23173

SPRING
OEM: 814396



VOLVO PENTA AQ DRIVE

<p>No. 23100 AQ DRIVE COVER OEM: 832570</p>  <p>No. 23230 SCREW OEM: 941816</p>	<p>No. 89010 EXHAUST BELLOW KIT OEM: 850004, 875828</p> <p>With Flapper</p> 	<p>No. 89020 EXHAUST BELLOW KIT OEM: 875380, 875848</p> <p>Without Flapper</p> 	<p>No. 89030 UNIVERSAL JOINT BELLOW KIT OEM: 875826</p> 																																																			
<p>No. 87720 U-JOINT SEAL KIT (WITH U-JOINT) OEM: N/A</p> <p>Kit contains:</p> <table border="1"> <thead> <tr> <th>GLM</th> <th>OEM</th> <th>Item</th> </tr> </thead> <tbody> <tr> <td>45010</td> <td>125017</td> <td>O-Ring</td> </tr> <tr> <td>23030</td> <td>832675</td> <td>Seal Washer</td> </tr> <tr> <td>28020</td> <td>853255</td> <td>U-Joint (2)</td> </tr> <tr> <td>87030</td> <td>853670</td> <td>Seal</td> </tr> <tr> <td>45090</td> <td>925256</td> <td>O-Ring (2)</td> </tr> <tr> <td>45100</td> <td>925259</td> <td>O-Ring</td> </tr> <tr> <td>45120</td> <td>955974</td> <td>O-Ring</td> </tr> <tr> <td>45160</td> <td>956000</td> <td>O-Ring</td> </tr> </tbody> </table>  <p>AQ 270-290, AQ SP, AQ DP</p>		GLM	OEM	Item	45010	125017	O-Ring	23030	832675	Seal Washer	28020	853255	U-Joint (2)	87030	853670	Seal	45090	925256	O-Ring (2)	45100	925259	O-Ring	45120	955974	O-Ring	45160	956000	O-Ring	<p>No. 87730 U-JOINT SEAL KIT (WITHOUT U-JOINT) OEM: N/A</p> <p>Kit contains:</p> <table border="1"> <thead> <tr> <th>GLM</th> <th>OEM</th> <th>Item</th> </tr> </thead> <tbody> <tr> <td>45010</td> <td>125017</td> <td>O-Ring</td> </tr> <tr> <td>23030</td> <td>832675</td> <td>Seal Washer</td> </tr> <tr> <td>87030</td> <td>853670</td> <td>Seal</td> </tr> <tr> <td>45090</td> <td>925256</td> <td>O-Ring</td> </tr> <tr> <td>45100</td> <td>925259</td> <td>O-Ring</td> </tr> <tr> <td>45120</td> <td>955974</td> <td>O-Ring</td> </tr> <tr> <td>45160</td> <td>956000</td> <td>O-Ring</td> </tr> </tbody> </table>  <p>AQ 270-290, AQ SP, AQ DP</p>		GLM	OEM	Item	45010	125017	O-Ring	23030	832675	Seal Washer	87030	853670	Seal	45090	925256	O-Ring	45100	925259	O-Ring	45120	955974	O-Ring	45160	956000	O-Ring
GLM	OEM	Item																																																				
45010	125017	O-Ring																																																				
23030	832675	Seal Washer																																																				
28020	853255	U-Joint (2)																																																				
87030	853670	Seal																																																				
45090	925256	O-Ring (2)																																																				
45100	925259	O-Ring																																																				
45120	955974	O-Ring																																																				
45160	956000	O-Ring																																																				
GLM	OEM	Item																																																				
45010	125017	O-Ring																																																				
23030	832675	Seal Washer																																																				
87030	853670	Seal																																																				
45090	925256	O-Ring																																																				
45100	925259	O-Ring																																																				
45120	955974	O-Ring																																																				
45160	956000	O-Ring																																																				
<p>No. 28020 UNIVERSAL JOINT OEM: 853255, 897707</p> 	<p>No. 23030 SEAL WASHER OEM: 832675</p>  <p>AQ 270-290, AQ SP, AQ DP</p>	<p>No. 87020 SEAL OEM: 958860-9</p>  <p>For Flywheel Housing</p>	<p>No. 87030 SEAL OEM: 853670</p>  <p>For Flywheel Housing</p>																																																			
<h2>TOP COVER GASKETS</h2>		<h2>TRANSOM MOUNT SEAL</h2>																																																				
<p>No. 87010 OEM: 832669</p> 	<p>No. 87011 OEM: 814168</p> 	<p>No. 86713 TRANSOM MOUNT SEAL OEM: 852868</p>  <p>AQ 290, A, DP, SP-A, SP-A1, SP-A2, SP-C, SP-C1, DP-A1, DP-A2, DP-B, DP-B1, DP-C, DP-C1, DP-D, DP-D1, DPX</p>																																																				

Section 20

Volvo Seawater Pumps

VOLVO

SEAWATER PUMPS

Gasoline Engines

No. 89620

OEM: N/A
Includes: 89610



No. 89610

OEM: 835512, 3854286



AQ 200A,B,C, 225A,B,C, 255A

No. 89621

OEM: N/A
Includes: 89611



No. 89611

OEM: 835874



AQ 190A, AQ 240A

No. 89520

OEM: 875808
Jabsco
673-0001
Johnson
09-1026B



AQ 100, 110, 115, 120A, 130

No. 89530

OEM: 875575
Jabsco
4568-0001
Johnson
09-801B



AQ 120B, 125, 131, 140, 145, 151,
165, 170, 171, 230A, 250A, 251A

No. 89540

OEM: 875811
3862281, 3862567
Jabsco 1210-0001
Johnson 09-1027B



AQ 150A,B, 175A, 200C,D,F,
211A, 225C,D,F, 231A, 255A,B, 260A,
271A,C, 290A, 311A,B, 430A,B, 431A,B,
500A,B, 501A,B, 570A, 571A, 572A

Diesel Engines

No. 89510

OEM: 875807
Jabsco 863-0001
Johnson 09-806B



MD

No. 89513

OEM: 875583



MD 5A,B,C, MD 6B, MD 7A,B, MD 11C,D
2001, 2002, 2003

No. 89550

OEM: 875593
Jabsco 920-0001
Johnson 09-1028B



AQ 30, 31 - AQD 32 - AQ 40, 41, KAMD 42A,B, KAD42A,B,
TAMD70B,C,D,E, THAMD70B,C, AQD70B,C,D, KAD43, 44, 300

No. 89560

OEM: 875660
Jabsco 836-0001
Johnson 09-1029B



AQAD 40A,B, TAMD61A, 62A - TAMD 40A,B, TAMD 71A,B - TAMD
100A, TAMD120A, TAMD72A, TAMD122 - MD100A,B, MD120,A

WATER PUMP DRIVES

No. 12850

OEM: 831009, 806256



AQ120, 120B, 125, 130, 131, 140A, 145, 151,
165, 170, 171, 230A, 250A, 251A
MD3B, 17C, D; MD 21A, MD 21B

No. 12851

OEM: 829433



MD 30A, MD 40A
Pumps with 6 screws on cover

No. 12852

OEM: 858467



MD 31, MD 41

Section 21

Volvo Anodes & Prop Hardware

VOLVO

ANODES

<p>No. 12894 ANODE KIT</p>  <p>AQ200</p>	<p>No. 12895 ANODE KIT</p>  <p>AQ250, 270, 270T, 275</p>	<p>No. 12896 ANODE KIT</p>  <p>AQ280, 280T, 280PT</p>	<p>No. 12897 ANODE KIT</p>  <p>AQ290, 290A</p>
<p>No. 12898 ANODE KIT</p>  <p>AQ280DP</p>	<p>No. 12899 ANODE KIT</p>  <p>AQ290DP</p>	<p>No. 12788 OEM: 875821</p>  <p>AQ280DP, 290DP</p>	<p>No. 12787 OEM: 875815</p>  <p>AQ280, 280T, 280PT, 290, 290A</p>
<p>No. 12784 OEM: 875805</p>  <p>AQ250, 270, 270T, 275</p>	<p>No. 12785 OEM: 875809</p>  <p>AQ200</p>	<p>No. 12781 OEM: 876286</p>  <p>AQ120S, 120SB</p>	<p>No. 12783 OEM: 875810</p>  <p>AQ100, 100B, 100S</p>
<p>No. 12786 OEM: 875812</p>  <p>AQ110S</p>	<p>No. 12778 OEM: 872793</p>  <p>290, 290DP, DP-X</p>	<p>No. 12782 OEM: 852835</p>  <p>AQ290, 290DP</p>	<p>No. 12780 OEM: 832598</p>  <p>AQ200, 250, 270, 275, 280, 280DP</p>
<p>No. 12789 OEM: 838929</p>  <p>Diesel Engine, MD19, 21, 27, 29, 32, AQ30, 31, 40, 41</p>	<p>No. 12777 ZINC ANODE OEM: 3855411</p>  <p>Cobra SX, DP-S/SI</p>	<p>No. 12681 ZINC ANODE OEM: 3852970</p>  <p>Cobra SX</p>	<p>No. 12699 ZINC ANODE OEM: 3854130</p>  <p>Cobra SX</p>
<p>No. 12933 ANODE KIT OEM: N/A</p>  <p>DPH-DPR</p>	<p>No. 12972 OEM: 3588770</p>  <p>DPH-DPR</p>	<p>No. 12973 OEM: 3588748</p>  <p>DPH-DPR</p>	<p>No. 12854 OEM: 873395</p>  <p>DPX</p>
<p>No. 12938 ANODE KIT OEM: N/A</p>  <p>SXA-DPSA</p>	<p>No. 12975 OEM: 3888816</p>  <p>SXA-DPSA</p>	<p>No. 12976 OEM: 3888813</p>  <p>SXA-DPSA</p>	

VOLVO

PROP NUTS & WASHERS - VOLVO PENTA AQ

Prop Service Kits					
Kit No. Part No.	No. 23120 PROPSERVICEKIT	No. 23121 PROPSERVICEKIT	No. 23122 PROPSERVICEKIT	No. 23123 PROPSERVICEKIT	No. 23124 PROPSERVICEKIT
No. 23070 PLASTICWASHER	✓			✓	✓
No. 23060 TABWASHER	✓	✓	✓		
No. 23050 SPACERWASHER	✓	✓	✓	✓	
No. 23040 PROPCONE	✓	✓	✓	✓	✓
No. 23240 SCREW	✓		✓	✓	✓

No. 23070 PLASTIC WASHER OEM: 850888 	No. 23060 PROP LOCK TAB WASHER OEM: 897367 	No. 23050 SPACER WASHER OEM: 854047 	No. 23040 PROPCONE OEM: 854045 with No. 23240 Screw 	No. 23240 SCREW OEM: 850889 
No. 23150 THRUST RING OEM: 839423  280-290 SP	No. 23151 THRUST RING OEM: 872082  SP Fishing Line Cutter	No. 23160 THRUST RING OEM: 839534  250, 270, 275	No. 23152 THRUST RING OEM: 3858457  DP	No. 23153 THRUST RING OEM: 3858458  DP

PROP NUTS & WASHERS - VOLVO SX COBRA

No. 22188 KIT WITHOUT THRUST WASHER OEM: N/A (No. 22252 + 22185) 	No. 22189 PROP WASHER KIT OEM: N/A (No. 22188 + 22221) 		
No. 22142 COTTER PIN OEM: 3852056 	No. 22185 PROP NUT, KEEPER & PIN OEM: 398042 Comes with pin No. 22142 	No. 22252 19 SPLINE WASHER OEM: 3852350 	No. 22221 9/16 THICK THRUST WASHER OEM: 3852020 

OMC

OIL SEALS

GLM No.	OEM No.	Shaft Size	Bore Size	GLM No.	OEM No.	Shaft Size	Bore Size
Table By OEM Numbers							
86350	302564	0.7813	1.3750	86510	324639	0.4375	0.9375
86360	303345	0.5625	1.0000	86750	326716	0.7500	1.3750
86380	305987	1.0000	1.3750	86450	327031	0.4375	0.8750
86370	309989	1.3750	2.0000	86240	329922	0.8750	1.3750
85110	310599	1.0000	1.5000	86250	329923	0.8750	1.3750
86040	310649	2.5000	3.0000	86030	330137	1.1250	1.6250
86390	313282	0.5540	1.0625	86270	330327	0.6250	1.1250
86740	313283	0.8125	1.3125	86790	331103	1.1250	1.6250
86410	313284	0.6250	1.1250	86460	332205	0.7500	1.1250
86050	313353	1.9375	2.4375	86520	332261	0.6250	1.3750
85010	313392	1.1875	1.8750	86470	332942	1.6250	2.0625
86400	314167	0.4219	0.9375	86810	334950	1.2500	1.6875
86120	318972	0.5000	0.8750	86440	339620	1.6250	2.1250
85130	320862	1.1875	1.6875	86011	341280	0.8750	1.3750
85120	321453	0.8750	1.2500	86012	314281	1.2500	1.6875
86150	321459	0.6250	1.1250	86590	908855	0.6250	1.0000
86160	321466	0.7500	1.1250	86070	911019	1.0000	2.5000
86060	321467	1.0000	1.3750	86530	911685	2.0000	2.5000
86170	321480	0.5000	1.2500	86550	911788	1.0000	1.3750
86180	321481	0.6875	1.2500	86010	981195	1.5000	2.1250
86420	321786	0.6250	1.1250	86080	981196	1.7500	2.5000
86190	321787	0.6250	1.1250	86090	981268	1.6250	2.5000
86430	321788	0.5000	1.0000	87100	3852272	45MM	75MM
86760	321831	0.7500	1.2500	86610	3853655	0.5000	0.9062
86770	321895	1.6250	1.9219	87110	3853858	25MM	35MM
86200	321928	0.6250	1.3750	86260	3858303	1.2500	1.7500
Table By Shaft Size							
86400	314167	0.4219	0.9375	86250	329923	0.8750	1.3750
86450	327031	0.4375	0.8750	87110	3853858	25mm	35mm
86510	324639	0.4375	0.9375	85110	310599	1.0000	1.5000
86120	318972	0.5000	0.8750	86060	321467	1.0000	1.3750
86170	321480	0.5000	1.2500	86070	911019	1.0000	2.5000
86430	321788	0.5000	1.0000	86380	305987	1.0000	1.3750
86610	3853655	0.5000	0.9062	86550	911788	1.0000	1.3750
86390	313282	0.5540	1.0625	86030	330137	1.1250	1.6250
86360	303345	0.5625	1.0000	86790	331103	1.1250	1.6250
86410	313284	0.6250	1.1250	85010	313392	1.1875	1.8750
86150	321459	0.6250	1.1250	85130	320862	1.1875	1.6875
86190	321787	0.6250	1.1250	86012	314281	1.2500	1.6875
86200	321928	0.6250	1.3750	86810	334950	1.2500	1.6875
86270	330327	0.6250	1.1250	86260	385830	1.2500	1.7500
86420	321786	0.6250	1.1250	86370	309989	1.3750	2.0000
86520	332261	0.6250	1.3750	86010	981195	1.5000	2.1250
86590	908855	0.6250	1.0000	86090	981268	1.6250	2.5000
86180	321481	0.6875	1.2500	86440	339620	1.6250	2.1250
86160	321466	0.7500	1.1250	86470	332942	1.6250	2.0625
86460	332205	0.7500	1.1250	86770	321895	1.6250	1.9219
86750	326716	0.7500	1.3750	86080	981196	1.7500	2.5000
86760	321831	0.7500	1.2500	87100	3852272	45mm	75mm
86350	302564	0.7813	1.3750	86050	313353	1.9375	2.4375
86740	313283	0.8125	1.3125	86530	911685	2.0000	2.5000
85120	321453	0.8750	1.2500	86040	310649	2.5000	3.0000
86011	341280	0.8750	1.3750				
86240	329922	0.8750	1.3750				



OMC

OIL SEAL APPLICATIONS

Model	Years	GLM No.	Application	Qty.	Model	Years	GLM No.	Application	Qty.
Cobra Transom Mount					Stringer Mount Lower Gearcase Cont...				
262 - 460	1988-1990	86560	Driveshaft	1	110/120 (B)	1964-1967	85110	Brg. Retainer	1
350 - 460	1988	86550	Pivot Shaft	2	120-245	1968-1977	85110	Brg. Ret.-Lower	2
2.3L - 7.5L	1986-1988	86550	Pivot Shaft	2	120-260	1978-1981	86060	Brg. Ret.-Lower	2
2.3L - 7.5L	1986-1990	86550	Driveshaft	1	120/140	1978-1981	86030	Prop Shaft	2
Cobra Upper Gearcase					155 (C)	1967	86050	Brg. Ret.-Middle	2
262 - 460	1988-1989	86530	Brg. Carrier	1	155 (C)	1967	86040	Brg. Ret.-Upper	1
262 - 460	1988-1990	86610	Pump Shaft	1	185-260	1978-1981	85130	Prop Shaft	2
2.3L - 7.5L	1986-1990	86610	Pump Shaft	1	210-260 (D)	1972-1975	86070	Impeller Hsg.	1
2.3L-7.5L (A)	1986-1990	86530	Brg. Carrier	1	230/260 (D)	1976	86060	Impeller Hsg.	1
(A) 5,7L 1990 574 AMPWS, ARPWS					305/350/454 (D)	1977-1978	86060	Impeller Hsg.	1
Cobra Lower Gearcase					2.5L/3.0L	1982-1986	86030	Prop Shaft	2
262 - 460	1988-1989	85130	Prop Shaft	2	2.5L-5.7L	1981-1986	86040	Brg. Ret.-Upper	1
2.3L	1990	86030	Prop Shaft	2	2.5L-5.7L	1981-1986	86050	Brg. Ret.-Middle	2
2.3L - 3.0L	1986-1989	86030	Prop Shaft	2	2.5L-5.7L	1981-1986	86060	Brg. Ret.-Lower	2
3.0L	1990	85130	Prop Shaft	2	3.8L-5.7L	1981-1986	85130	Prop Shaft	2
4.3L - 7.5L	1986-1990	85130	Prop Shaft	2	(A) 110,120 HP (1964-67) Heavy Duty Drive (B) Standard Drive				
					(C) HU, HUE 16 C Models (D) Inboard Engines				
Stringer Mount Upper Gearcase					Stringer Mount Intermediate Housing				
80 - 245	1968-1972	86090	Ball Gear	1	80-235	1964-1971	86370	Ball Gear-Outer	1
80 - 260	1969-1981	86090	Impeller Hsg	2	80-245	1964-1972	86030	Ball Gear-Inner	1
88 - 200	1964-1966	86370	Ball Gear	1	80-260 (B)	1964-1980	86070	Clutch	1
90 (C)	1967	86370	Ball Gear	1	100-245	1972	86370	Ball Gear-Outer	2
90 (D)	1967	86090	Ball Gear	1	100-260	1973-1979	85010	Ball Gear-Inner	1
100 - 245	1972-1973	86090	Ball Gear	1	100-260	1973-1981	86010	Ball Gear-Outer	2
100 - 260	1973-1981	86080	Ball Gear	2	120-260	1980-1981	85010	Ball Gear-Inner	2
120 (A)	1967	86090	Ball Gear	1	120-260 (A)	1980-1981	86060	Clutch	2
120 (B)	1967	86370	Ball Gear	1	2.5L-5.7L	1981-1986	86060	Clutch	2
120 (A)	1967	86090	Impeller Hsg	2	2.5L-5.7L	1981-1986	85010	Ball Gear-Inner	2
120 - 210	1968	86090	Impeller Hsg	2	(A) 120, 140 1980C Models 185-260 1980 K & U Models.				
155	1967	86090	Impeller Hsg	2	(B) C Models IN 1980.				
155 (E)	1967	86370	Ball Gear	1	Notes:				
155	1967	86090	Ball Gear	1					
185	1967	86370	Ball Gear	1					
200 (F)	1967	86370	Ball Gear	1					
200 (G)	1967	86090	Impeller Hsg	2					
200 (G)	1967	86090	Ball Gear	1					
2.5L - 5.7L	1981-1986	86080	Ball Gear	2					
2.5L - 5.7L	1981-1986	86090	Impeller Hsg	2					
(A) CU,CUE 16C Models (E) HU,HUE 15S Models									
(B) CU 15S Models (F) TU,TUE 15S Models									
(C) DU, DUE 14D Models (G) TU,TUE 16C Models									
(D) DU,DUE 15S Models									
Stringer Mount Lower Gearcase									
80 / 90	1968-1971	86070	Brg. Ret.-Lower	2					
80 / 90	1968-1971	86070	Prop shaft	2					
88 / 90	1964-1968	85110	Brg. Retainer	1					
80-260	1968-1981	86040	Brg Ret.-Upper	1					
80-260	1968-1981	86050	Brg. Ret.-Middle	2					
110-200 (A)	1964-1967	85110	Brg. Retainer	2					
11 0-245 (A)	1964-1977	85110	Prop Shaft	2					

OMC

O-RINGS

























































GLM	OEM	I.D.	O.D.	W.	GLM	OEM	I.D.	O.D.	W.	GLM	OEM	I.D.	O.D.	W.
Table By OEM Numbers														
80120	202893	3/8	1/2	1/16	81230	309731	1-3/16	1-3/8	3/32	81100	329381	3/8	9/16	3/32
81070	310824	7/32	13/32	3/32	82250	310327	1-7/8	2-1/8	1/8	80100	332583	1/4	3/8	1/16
45230	301877	31/128	73/128	21/128	82390	310414	3-5/8	3-7/8	1/8	80100	332584	1/4	3/8	1/16
81170	301967	13/16	1	3/32	82100	310584	3/4	1	1/8	81080	333572	1/4	7/16	3/32
82260	302337	2	2-1/4	1/8	81160	310585	3/4	15/16	3/32	81450	338518	2-9/16	2-3/4	3/32
82170	302493	1-3/16	1-7/16	1/8	81160	310967	3/4	15/16	3/32	81300	338522	1-5/8	1-13/16	3/32
81260	302537	1-3/8	1-9/16	3/32	80180	311338	3/4	7/8	1/16	81120	339543	1/2	11/16	3/32
82140	302540	1	1-1/4	1/8	82480	313175	4-3/4	5	1/8	82360	553126	3-1/4	3-1/2	1/8
82240	302588	1-3/4	2	1/8	81310	313340	1-11/16	1-7/8	3/32	81220	554545	1-1/8	1-5/16	3/32
81100	303067	3/8	9/16	3/32	82370	313446	3-3/8	3-5/8	1/8	81550	908194	4	4-3/16	3/32
80110	303191	5/16	7/16	1/16	81340	313754	1-7/8	2-1/16	3/32	81440	908383	2-1/2	2-11/16	3/32
81110	303347	7/16	5/8	3/32	80220	314491	1	1-1/8	1/16	81140	909047	5/8	13/16	3/32
82150	303360	1-1/16	1-5/16	1/8	81380	314728	2-1/8	2-5/16	3/32	41120	909048	1/2	11/16	3/32
80140	304174	1/2	5/8	1/16	80100	317178	1/4	3/8	1/16	42140	909139	1	1-1/4	1/8
82400	305123	3-3/4	4	1/8	45200	318372	8mm	16mm	4mm	80230	909140	1-1/16	1-3/16	1/16
82080	305146	5/8	7/8	1/8	83250	318717	1-1/2	1-7/8	3/16	81280	909316	1-1/2	1-11/16	3/32
82030	305242	5/16	9/16	1/8	83200	319085	1-1/8	1-1/12	3/16	81090	909747	5/16	1/2	3/32
82230	305270	1-5/8	1-7/8	1/8	81330	319662	1-13/16	2	3/32	82520	910238	5-1/4	5-1/2	1/8
80100	305739	1/4	3/8	1/16	82130	320140	15/16	1-3/16	1/8	82250	910582	1-7/8	2-1/8	1/8
82310	307082	2-5/8	2-7/8	1/8	82320	320303	2-3/4	3	1/8	80100	911311	1/4	3/8	1/16
80130	307450	7/16	9/16	1/16	80080	321117	3/16	5/16	1/16	82380	911686	3-1/2	3-3/4	1/8
80090	307853	7/32	11/32	1/16	81250	322501	1-5/16	1-1/2	3/32	82430	911700	4-1/8	4-3/8	1/8
82350	308621	3-1/8	3-3/8	1/8	80090	322598	7/32	11/32	1/16	81210	911718	1-1/16	1-1/4	3/32
81290	308458	1-9/16	1-3/4	3/32	81140	326649	5/8	13/16	3/32	81230	911871	1-3/16	1-3/8	3/32
81190	308624	15/16	1-1/8	3/32	82460	326741	4-1/2	4-3/4	1/8	45080	925093	70mm	76mm	3mm
81270	308626	1-7/16	1-5/8	3/32	82440	326849	4-1/4	4-1/2	1/8	81180	3852565	7/8	1-1/6	3/32
82280	308627	2-1/4	2-1/2	1/8	45230	326956	31/128	73/128	21/128					
81400	308876	2-1/4	2-7/16	3/32	81140	329380	5/8	13/16	3/32					

Table By Nominal Size

80080	321117	3/16	5/16	1/16	81170	301967	13/16	1	3/32	82170	302493	1-3/16	1-7/16	1/8
80090	307853	7/32	11/32	1/16	81180	3852565	7/8	1-1/16	3/32	82230	305270	1-5/8	1-7/8	1/8
80090	322598	7/32	11/32	1/16	81190	308624	15/16	1-1/8	3/32	82240	302588	1-3/4	2	1/8
80100	305739	1/4	3/8	1/16	81210	911718	1-1/16	1-1/4	3/32	82250	310327	1-7/8	2-1/8	1/8
80100	317178	1/4	3/8	1/16	81220	554545	1-1/8	1-5/16	3/32	82250	910582	1-7/8	2-1/8	1/8
80100	332583	1/4	3/8	1/16	81230	309731	1-3/16	1-3/8	3/32	82260	302337	2	2-1/4	1/8
80100	332584	1/4	3/8	1/16	81230	911871	1-3/16	1-3/8	3/32	82280	308627	2-1/4	2-1/2	1/8
80100	911311	1/4	3/8	1/16	81250	322501	1-5/16	1-1/2	3/32	83210	307082	2-5/8	2-7/8	1/8
80110	303191	5/16	7/16	1/16	81260	302537	1-3/8	1-9/16	3/32	82320	320303	2-3/4	3	1/8
80120	202893	3/8	1/2	1/16	81270	308626	1-7/16	1-5/8	3/32	82350	308621	3-1/8	3-3/8	1/8
80130	307450	7/16	9/16	1/16	81280	909316	1-1/2	1-11/16	3/32	82360	553126	3-1/4	3-1/2	1/8
80140	304174	1/2	5/8	1/16	81290	308458	1-9/16	1-3/4	3/32	82370	313446	3-3/8	3-5/8	1/8
80180	311338	3/4	7/8	1/16	81300	338522	1-5/8	1-13/16	3/32	82380	911686	3-1/2	3-3/4	1/8
80220	314491	1	1-1/8	1/16	81310	313340	1-11/16	1-7/8	3/32	82390	310414	3-5/8	3-7/8	1/8
80230	909140	1-1/16	1-3/16	1/16	81330	319662	1-13/16	2	3/32	82400	305123	3-3/4	4	1/8
41120	909048	1/2	11/16	3/32	81340	313754	1-7/8	2-1/16	3/32	82430	911700	4-1/8	4-3/8	1/8
80170	301824	7/32	13/32	3/32	81380	314728	2-1/8	2-5/16	3/32	82440	326849	4-1/4	4-1/2	1/8
81080	333572	1/4	7/16	3/32	81400	308876	2-1/4	2-7/16	3/32	82460	326741	4-1/2	4-3/4	1/8
81090	909747	5/16	1/2	3/32	81440	908383	2-1/2	2-11/16	3/32	82480	313175	4-3/4	5	1/8
81100	303067	3/8	9/16	3/32	81450	338518	2-9/16	2-3/4	3/32	82520	910238	5-1/4	5-1/2	1/8
81100	329381	3/8	9/16	3/32	81550	908194	4	4-3/16	3/32	45230	301877	31/128	73/128	21/128
81110	303347	7/16	5/8	3/32	42140	909139	1	1-1/4	1/8	45230	326956	31/128	73/128	21/128
81120	339543	1/2	11/16	3/32	82030	305242	5/16	9/16	1/8	83200	319085	1-1/8	1-1/2	3/16
81140	326649	5/8	13/16	3/32	82080	305146	5/8	7/8	1/8	83250	318717	1-1/2	1-7/8	3/16
81140	329380	5/8	13/16	3/32	82100	310584	3/4	1	1/8	45080	925093	70mm	76mm	3mm
81140	909047	5/8	13/16	3/32	82130	320140	15/16	1-3/16	1/8	45200	318372	8mm	16mm	4mm
81160	310585	3/4	15/16	3/32	82140	302540	1	1-1/4	1/8					
81160	310967	3/4	15/16	3/32	82150	303360	1-1/16	1-5/16	1/8					






























































Volvo Penta

VOLVO PENTA - QUICK REFERENCE / DRIVE SIDE						
Models	Impeller Kit	Thermostat Kit	Complete Tune-Up Kit	Recirculating Water Pump	Exhaust Elbow	Exhaust Manifold
3.0GL MMDA 3.0GS PMDA	 89540	 13440	 71830	 15100	 51340	 51450
3.0GS MHUB / MNCA 3.0GS PHUB / PNCA	 89540	 13440	 71830	 15100	 51340	 51450
3.0GS MLKD / MBYMCE 3.0GS PLKD / PBYMCE	 89540	 13441	 71830	 15100	 51340	 51450
3.0GS MWTR / MWTS 3.0GS PWTR / PWTS	 89540	 13441	 71830	 15100	 51340	 51450
3.0GS MEFS / PFES	 89540	 13441	 71830	 15100	 51340	 51450
3.0GSM-A / B / C 3.0GSP-A / B / C	 89540	 13441	 71830	 15100	 51340	 51450
3.0GLM-A / B / C 3.0GLP-A / B / C	 89540	 13441	 71830	 15100	 51340	 51450
3.0GLP-D / E 3.0GLP-J / N	 89310	 13441	 71830	 15100	 51340	 51450
3.0GXi-J 3.0GXiC-J	 89310	 13080	-	 15100	-	-
430A 431A	-	 13381	 71750	 15201	 51520	 51640





















































Volvo Penta

VOLVO PENTA - QUICK REFERENCE / DRIVE SIDE

Models	Impeller Kit	Thermostat Kit	Complete Tune-Up Kit	Recirculating Water Pump	Exhaust Elbow	Exhaust Manifold
430B 431B	 89540	 13381	 71750	 15201	 51520	 51640
432A 434A	 89540	 13381	 71820	 15201	 51520	 51640
4.3GLM MDA 4.3GLP MDA 4.3GSP MDA	-	 13431	 71820	 15201	 51330	 51480
4.3GLP HUB 4.3GSP HUB 4.3GSP HUS	 89540	 13431	 71820	 15201	 51330	 51480
4.3GL PNCA / PNCM 4.3GL PNCS / PNCSB 4.3GS PNCA / PNCM 4.3GS PNCS / PNCSB 4.3Gi PNCA / PNCM 4.3Gi PNCS / PNCSB	 89540	 13431	 71820	 15201	 51330	 51480
4.3GL PLK / PBY 4.3GS PLK / PBY 4.3Gi PLK / PBY	 89540	 13431	 71820	 15201	 51330	 51480
4.3GL PWT / PEF 4.3GLP-A 4.3GS PWT 4.3Gi PWT / PEF	 89540	 13431	 71820	 15201	 51330	 51480
4.3GLP-B / C / D 4.3GL-E	 89540	 13025	 71820	 15201	 51330	 51480
4.3GL-EF	 89540	 13045	 71820	 15201	 51330	 51480
4.3GL-G 4.3GL-GF	 89310	 13025	 71820	 15201	 51330	 51480





























































Volvo Penta

VOLVO PENTA - QUICK REFERENCE / DRIVE SIDE

Models	Impeller Kit	Thermostat Kit	Complete Tune-Up Kit	Recirculating Water Pump	Exhaust Elbow	Exhaust Manifold
4.3GL-J	 89310	 13025	 71820	-	 51336	-
4.3GL-JF 4.3GL-J1)	 89310	 13045	 71820	-	 51336	-
4.3GXi-A	 89540	 13431	 71820	 15201	 51330	 51480
4.3GX1-B 4.30Si-B	 89540	 13431	 71702	 15201	 51330	 51480
4.3GXi-BF / CF 4.3GXi-DF / EF 4.30Si-BF / CF 4.30Si-DF / EF	 89540	 13045	 71702	 15201	 51330	 51480
4.3GXi-C / D / E 4.30Si-C / D / E	 89540	 13025	 71702	 15201	 51330	 51480
4.3GXi-F / G 4.30Si-F / G	 89310	 13025	 71702	 15201	 51330	 51480
4.3GXi-FF / GF 4.30Si-FF / GF	 89310	 13045	 71702	 15201	 51330	 51480
4.3GXi-J 4.30Si-J 4.3GXiE-M	 89310	 13025	 71702	-	 51336	-
4.3GXi-JF 4.3GXi-J1) 4.30Si-JF 4.3GXiE-M1)	 89310	 13045	 71702	-	 51336	-





























































Volvo Penta

VOLVO PENTA - QUICK REFERENCE / DRIVE SIDE

Models	Impeller Kit	Thermostat Kit	Complete Tune-Up Kit	Recirculating Water Pump	Exhaust Elbow	Exhaust Manifold
500B 501B 570A 572A	 89540	 13381	 71730	 15201	 51510	 51630
5.0GL-A 5.0GL PEF 5.0GL PWT 5.0GL PBY	 89540	 13431	 71730	 15201	 51330	 51430
5.7GL-A 5.7GL PMDA 5.7GL PNCS 5.7GL PLK	 89540	 13431	 71730	 15201	 51330	 51430
5.7GS PLK 5.7GS PBY 5.7GS PWT 5.7GS PEF	 89540	 13431	 71730	 15201	 51330	 51430
5.0GL-B 5.7GL-B	 89540	 13431	 71880	 15201	 51330	 51430
5.0GL-C / D / E 5.7GL-C / D / E	 89540	 13025	 71880	 15201	 51330	 51430
5.0GL-F 5.0GL-G	 89310	 13025	 71880	 15201	 51330	 51430
5.0GL-FF 5.0GL-GF	 89310	 13045	 71880	 15201	 51330	 51430
5.0GL-J	 89310	 13025	 71880	 15201	 51338	 51430
5.0GL-JF 5.0GL-J1)	 89310	 13045	 71880	 15201	 51338	 51430






















































Volvo Penta

VOLVO PENTA - QUICK REFERENCE / DRIVE SIDE

Models	Impeller Kit	Thermostat Kit	Complete Tune-Up Kit	Recirculating Water Pump	Exhaust Elbow	Exhaust Manifold
5.0Gi 5.0Gi PBY 5.0GXi-A 5.7Gi-A 5.7Gi PLK 5.7GLi PLK	 89540	 13431	 71880	 15201	 51330	 51430
5.7Gi PHUS 5.7Gi PMDA 5.7Gi PNCA 5.7Gi PNCB 5.7Gi PNCM 5.7Gi PNCS	 89540	 13431	 71880	 15201	 51330	 51430
5.7GSi PLK 5.7GSi PBY 5.7GSi PWTR 5.7GSi PEFS 5.7GXi-A / B	 89540	 13431	 71880	 15201	 51330	 51430
5.0GXi-B 5.0OSi-B 5.7Gi-B 5.7OSi-A 5.7GXi-C 5.7OSXi-A	 89540	 13431	 71701	 15201	 51330	 51430
5.0GXi-BF 5.0OSi-BF 5.7Gi-BF 5.7OSi-AF 5.7GXi-CF 5.7OSXi-AF	 89540	 13045	 71701	 15201	 51330	 51430
5.0GXi-C / D 5.0OSi-C / D 5.7Gi-C / D 5.7OSi-B / C 5.7GXi-D / E 5.7OSXi-B / C	 89540	 13025	 71701	 15201	 51330	 51430
5.0GXi-CF / DF 5.0OSi-CF / DF 5.7Gi-CF / DF 5.7OSi-BF / CF 5.7GXi-DF / EF 5.7OSXi-BF / CF	 89540	 13045	 71701	 15201	 51330	 51430
5.0GXi-E 5.0OSi-E 5.7Gi-E 5.7OSi-D 5.7GXi-F 5.7OSXi-D	 89540	 13025	 71701	 15201	 51330	 51430
5.0GXi-EF 5.0OSi-EF 5.7Gi-EF 5.7OSi-DF 5.7GXi-FF 5.7OSXi-DF	 89540	 13045	 71701	 15201	 51330	 51430
5.0GXi-F / G 5.0OSi -F / G 5.7Gi-F / G 5.7OSi-E / G 5.7GXi-G / H 5.7OSXi -E / G	 89310	 13025	 71701	 15201	 51330	 51430





















































Volvo Penta

VOLVO PENTA - QUICK REFERENCE / DRIVE SIDE

Models	Impeller Kit	Thermostat Kit	Complete Tune-Up Kit	Recirculating Water Pump	Exhaust Elbow	Exhaust Manifold
5.0GXi-FF / GF 5.0OSi-FF / GF 5.7Gi-FF / GF 5.7OSi-EF / GF 5.7OSXi-EF / GF 5.7GXi-GF / HF	 89310	 13045	 71701	 15201	 51330	 51430
5.0GXi-J / N 5.0OSi-J 5.7Gi-J / N 5.7OSi-J 5.7GXi-J / N 5.7OSXi-J	 89310	 13025	 71701	 15201	 51338	 51430
5.0GXi-JF / J ₁ / N ₁) 5.0OSi-JF 5.7Gi-JF / J ₁ / N ₁) 5.7OSi-JF 5.7GXi-JF / J ₁ / N ₁) 5.7OSXi-JF	 89310	 13045	 71701	 15201	 51338	 51430
5.0GXiE-J / K / M / N 5.0SiE-J 5.7GiE-J / K / M / N 5.7OSiE-J 5.7GXiE-J / K / M / N 5.7OSXiE-J	 89310	 13025	 71701	 15201	 51338	 51430
5.0GXiE-JF / KF / MF / N ₁) 5.0SiE-JF 5.7GiE-JF / KF / MF / N ₁) 5.7OSiE-JF 5.7GXiE-JF / KF / MF / N ₁)	 89310	 13045	 71701	 15201	 51338	 51430
5.0FLPMDA 5.8FLPMDA	 89610	 13431	 71730	-	 51330	 51490
5.0FLPHU 5.0FLPNCA 5.0FLPNCM 5.0FLPNCS 5.0FLPNCB	 89540	 13431	 71730	-	 51330	 51490
5.8FLPHU 5.8FLPNCA 5.8FLPNCM 5.8FLPNCS 5.8FLPNCB	 89540	 13431	 71730	-	 51330	 51490
5.0FiPMDA 5.0FiPMDM 5.8FiPMDA 5.8FiPMDM	 89610	 13431	-	-	 51334 - stbd 51332 - port	 51490
5.0FiPHU 5.8FiPHU 5.8FSiPHU	 89540	 13431	-	-	 51334 - stbd 51332 - port	 51490











































Volvo Penta

VOLVO PENTA - QUICK REFERENCE / DRIVE SIDE

































































Models	Impeller Kit	Thermostat Kit	Complete Tune-Up Kit	Recirculating Water Pump	Exhaust Elbow	Exhaust Manifold
5.0FIPNCA 5.0FIPNCM 5.8FIPNCA 5.8FIPNCM 5.8FSIPNCA	 89540	 13431	-	-	 51334 - stbd 51332 - port	 51490
5.0FIPNCS 5.0FIPNCB 5.8FIPNCS 5.8FIPNCB 5.8FSIPNCD 5.8FSIPNCS	 89540	 13431	-	-	 51334 - stbd 51332 - port	 51490
740A 740B	-	 13381	 71730	 15301	-	-
7.4GLPMD 8.2GLPMD	 89610	 13028	 71730	 15301	 51330	 51500
7.4GL PHU 7.4GL PLK 7.4GL PNCA 7.4GL PNCB 7.4GL PNCM 7.4GL PNCS	 89540	 13028	 71730	 15301	 51330	 51500
7.4Gi-PHUB / PNCA 7.4Gi-PNBM 7.4Gi-PHUB / XNCM 7.4Gi-PNCS / PNCB 7.4Gi-PLKD / PLKE	 89540	 13028	 71880	 15301	 51330	 51500
7.4GSiXNCB 7.4GiPBY 8.2GSiXNCB DPX385 / DPX415 LK / BY	 89540	 13028	 71880	 15301	 51330	 51500
7.4Gi PWT 7.4Gi PEF	 89540	 13028	 71880	 15301	 51330	 51500
7.4GSi XWT / XEF 8.2GSi XWT / XEF DPX385 XWT / XEF DPX415 XWT / XEF	 89540	 13028	 71880	 15301	 51330	 51500
8.1Gi-A / B 8.1GSi-A 8.1GXi-A DPX375-A / B DPX420-A / B	 89540	 13065	-	 15330	 51330	 51500

Volvo Penta

VOLVO PENTA - QUICK REFERENCE / DRIVE SIDE



















Models	Impeller Kit	Thermostat Kit	Complete Tune-Up Kit	Recirculating Water Pump	Exhaust Elbow	Exhaust Manifold
8.1Gi-BF / CF / DF 8.1Gi- EF / FF 8.1GXi-AF / BF / CF 8.1GXi-DF / EF	 89540	 13045	-	 15330	 51330	 51500
8.1OSi-AF / BF DPX375-BF / CF DPX420-BF / CF	 89540	 13045	-	 15330	 51330	 51500
8.1Gi-C / D / E / F 8.1GXi-B / C / D / E 8.1OSi-A / B	 89540	 13065	-	 15330	 51330	 51500
8.1Gi-G / H / J 8.1GXi-F / G / J 8.1OSi-C / D	 89310	 13065	-	 15330	 51330	 51500
8.1Gi-GF / HF 8.1GXi-FF / GF 8.1OSi-CF / DF	 89310	 13045	-	 15330	 51330	 51500
8.1Gi-E / J / K / M 8.1GXi-E / J / K / M 8.10Si-J 8.10SiE-J	 89310	 13065	-	 15330	 51330	 51500
8.1Gi-JF / J ₁) 8.1GiE-JF / KF 8.1GiE-MF / M ₁) 8.1GXi-JF / J ₁)	 89310	 13065	-	 15330	 51330	 51500
8.1GXiE-JF / KF 8.1GXiE- MF / M ₁) 8.10Si-JF 8.10SiE - JF	 89310	 13065	-	 15330	 51330	 51500
DPX500 DPX525 DPX600	 89310	-	-	 15330	-	-

Volvo Penta

VOLVO PENTA - QUICK REFERENCE / ENGINE SIDE							
Models	U-Joint Bellow Kit	Exhaust Bellow Kit	Anode Kit	Setting Pin Kit	Tilt Bushings	Prop Service Kit	Gear Housing Seal Kit
200	 89030	 89020	 12785	 23080	 23090	 23121	 87760 87780
250	 89030	 89020	 12780/12785	 23080	 23090/23130	 23121	 87760 87780
270 270T	 89030	 89020	 12780/12784	 23080	 23090/23091 23130	 23122	 87760 87780
275 275A 285A	 89030	 89020	 12780/12784	 23080	 23090/23130	 23120	 87760 87780
280 280TA 280PT	 89030	 89020	 12896	 23080	 23090/23091 23130	 23120/23122	 87760 87780
280DP	 89030	 89020	 12898	 23080	 23090/23130	-	 87760 87770
290 290A	 89030	 89020	 12897	-	 23092	 23123	 87760 87780
SP-A SP-A1 SP-A2	 89030	 89020	 12897	-	 23092	 23123	 87760 87780
SP-C SP-C1 SP-E	 89030	 89020	 12897	-	 23093	 23124	 87760 87780
290DP	 89030	 89020	 12899	-	 23092	-	 87760 87770

Volvo Penta

VOLVO PENTA - QUICK REFERENCE / ENGINE SIDE

Models	U-Joint Bellow Kit	Exhaust Bellow Kit	Anode Kit	Setting Pin Kit	Tilt Bushings	Prop Service Kit	Gear Housing Seal Kit
DP-A / A1 / A2 DP-B / B1	 89030	 89020	 12899	-	 23092	-	 87760 87770
DP-C / C1 DP-D / D1 DP-E	 89030	 89020	 12899	-	 23093	-	 87760 87770
DP-G	 89030	-	 12899	-	 23093	-	-
DPX-S DPX-S1 DPX-R	 89030	 89020	-	-	-	-	 87760 -
DPX-A	-	 89020	-	-	-	-	-
DPH-A / B DPR-A / B	-	-	 12933	-	-	-	-
SX-S	 89200	 89190	 12921	-	-	-	 87740
SX-C SX-R SX-M	 89200	 89190	 12921	-	-	-	 87740/87750
DP-S	 89200	 89190	 12921	-	-	-	 87740
DP-SM	 89200	 89190	 12921	-	-	-	 87740

Limited Warranty of GLM Products, Inc.

1. This product of GLM Products, Inc. ("GLM") is warranted to be free from defects in material and workmanship for a period of two years from the date of purchase for aluminum elbow/manifold and all other GLM parts and accessories, three years from the date of purchase for cast iron elbow/manifold. Products used for commercial, rental, or income producing activity are warranted for a period of ninety (90) days. Only a person who has proof of purchase of the GLM product will receive warranty service.
2. GLM does not warrant or make any representations in respect to installation errors made by a servicing dealer, servicing mechanic, or the individual. This warranty applies to defects in material and workmanship only, it does not apply to the following: alteration, removal of parts, adjustments, tune-ups, normal wear, damages due to accident, improper installation or service, misuse, neglect, lack of maintenance, use of any accessory or part not manufactured or sold by GLM, operation with fuels, oils, or lubricants which are not suitable for use with the product, water entering engine cylinder through exhaust system or carburetor, participation in or preparing for racing or other competitive activity or operating with a racing type lower unit. GLM's liability under this warranty shall be terminated on any part damaged by flood, fire, storm, or other natural acts or where the model number and other identification has been altered, defaced or removed.
3. GLM will not be liable for any labor charges and incidental, consequential (such as loss of business), special or indirect damages resulting from the product or caused by the defect or reasonable delay in correcting the defect are not covered under the warranty.
4. GLM reserves the right to inspect and determine whether or not any part has failed due to a defect in material or workmanship. **Do not disassemble any parts including drive units that have been assembled by GLM. GLM's obligation shall be limited to repairing, replacing or crediting the product determined to be defective, at GLM's sole discretion:** GLM reserves the right to credit refund your purchase price for the product rather than repair or replace the product, or any part thereof. Any part is covered only for the original warranty period. Once the warranty on the product has expired, the warranty on any replaced or repaired part also expires. GLM shall be allowed to keep parts it deems defective under this warranty.
5. **ALL WARRANTIES BY AND FROM GLM, EXPRESS OR IMPLIED, INCLUDING WITHOUT LIMITATION IMPLIED WARRANTIES OF MERCHANTABILITY AND FITNESS FOR A PARTICULAR PURPOSE, ARE LIMITED IN DURATION TO THE DURATION OF THIS WARRANTY FOR THE PRODUCT INVOLVED. GLM DOES NOT WARRANT, GUARANTEE OR MAKE ANY REPRESENTATIONS REGARDING THE USE OR THE RESULTS OF THE USE OF THE PRODUCT IN TERMS OF ITS CORRECTNESS, RELIABILITY OR OTHERWISE. THE ENTIRE RISK AS TO THE RESULT AND PERFORMANCE OF THE PRODUCT IS ASSUMED BY YOU. IN NO EVENT WILL GLM, OR ITS RESPECTIVE DIRECTORS, OFFICERS, EMPLOYEES OR AGENTS (COLLECTIVELY, "GLM") BE LIABLE TO YOU FOR ANY CONSEQUENTIAL, INCIDENTAL, SPECIAL OR INDIRECT DAMAGES (INCLUDING DAMAGES FOR LOSS OF BUSINESS PROFITS, BUSINESS INTERRUPTION, LOSS OF BUSINESS INFORMATION AND THE LIKE) ARISING OUT OF THE USE OR INABILITY TO USE THE PRODUCT.** GLM's liability to you for actual damages from any cause whatsoever, and regardless of the form of the action (whether in contract, tort (including negligence), product liability or otherwise), will be limited to the purchase price paid for the product. No GLM dealer, agent or employee is authorized to make any modification or extension to this warranty. Because some states do not allow the exclusion of implied warranties and/or the exclusion or limitation of liability for consequential or incidental damages, the above limitations may not apply to you. This warranty gives you specific legal rights, and you may have other rights which vary from state to state.
6. You are required to notify GLM of any defect within the applicable warranty period and immediately obtain from GLM or its distributor a warranty application and a GLM RGA number. Upon GLM's receipt of the completed warranty application and part claimed under this warranty (with the GLM RGA number marked on the shipping and packaging of the part), GLM will inspect the part for warranty coverage. Only when the defect is covered by the warranty will the part be repaired or replaced, at GLM's sole option. If warranty service is required, you must deliver your product, at your expense, with proof-of-purchase (including original purchase invoice and invoice for installation of warranted part) to GLM for repair. Service is provided by GLM at its corporate headquarters at 705 Los Angeles Avenue, Monrovia, California 91016, Tel: (626) 357-0077, Fax: (626) 357-0600. When repair is completed, GLM will ship back to its indicated address. Shipping methods will be determined by GLM.
7. This warranty comprises the sole and entire warranty pertaining to the product furnished to you by GLM, and GLM makes no other warranty, guarantee or representation of any kind whatsoever pertaining to the product. Any other representations, or promises by any person are unauthorized and are not binding upon GLM unless in writing.

Warranty Service Procedure

1. GLM will directly and promptly approve and honor legitimate warranty claims on product only under the condition that the claim is made through a servicing Dealer. ****Do not disassemble any parts including drive units that have been assembled by GLM.****
2. GLM will credit or reimburse the Dealer for qualified warranty claims submitted that comply to GLM identified warranty policies.

ANY CLAIM UNDER GLM'S WARRANTY (Please see Limited Warranty of GLM Products) SHALL BE IN WRITING TO GLM PRODUCTS, INC. WITHIN THE WARRANTY PERIOD. TO ASSURE FAST AND EFFICIENT SERVICE PLEASE SHIP ALL WARRANTY PART(S) AND DOCUMENTATION DIRECTLY TO GLM. ALL WARRANTY CLAIM PRODUCTS MUST BE SHIPPED FREIGHT PREPAID TO GLM FOR WARRANTY INSPECTION. (FREIGHT CHARGES WILL BE REIMBURSED ONLY UPON APPROVAL ON WARRANTY)

1. All returns must have a GLM "RGA #" assigned (contact GLM directly for the "Return Goods Authorization #"). It is imperative to indicate this number on outside of all boxes and included on all submitted documentation. No returns will be accepted without an RGA #.
2. All returns must accompany a copy of the completed warranty application. (Application is available at www.glmmarine.com, in the back of each GLM's catalog or through your GLM distributor.)
3. **ALL** parts involved in the claim.
4. Copy of invoices as follows:
 - Original purchase invoice from distributor.
 - Original invoice for installation of warranted parts.
 - Proposed invoice/ work-order to GLM, if any, for warranty claim.NOTE: GLM complies with OEM standard flat hours and rates.
Copies of all invoices for items in above proposed invoice.

Send parcel(s) to:

**GLM Products, Inc. - Warranty
705 Los Angeles Avenue
Monrovia, CA 91016
RGA#**



GLM MANIFOLD CATALOG




Over 370 quality manifold replacement parts available for...

MerCruiser

OMC

Volvo Penta

Barr/Indmar/Marine Power



Manifold Cat

Request your copy today!



GLM Products, Inc. · 705 Los Angeles Avenue · Monrovia, CA 91016 USA
TEL (626) 357-0077 · FAX (626) 357-0600
info@glmmarine.com

An instant copy of our catalog can be downloaded from our website at:

www.glmmarine.com



GLM Products, Inc.
705 Los Angeles Avenue
Monrovia, CA 91016 USA
TEL (626) 357-0077
FAX (626) 357-0600
info@glmmarine.com

Quality replacement parts catalogs for:

-  **MerCruiser**
-  **OMC|Volvo Penta**
-  **Johnson|Evinrude**
-  **Mercury|Mariner|Force**
-  **Yamaha** (Suzuki, Honda, Tohatsu, Nissan)



Manifold Catalog

For catalog availability, visit us on the web at:
www.glmmarine.com

\$0.00 Digital Copy
GOV14V1

OMC Cobra and OMC Stringer are registered trademarks of Outboard Marine Corporation.
Volvo Penta is a registered trademark of AB Volvo.